



US00D625504S

(12) **United States Design Patent**
Raysse

(10) **Patent No.:** **US D625,504 S**
(45) **Date of Patent:** **** Oct. 19, 2010**

(54) **SHOE UPPER**

(75) Inventor: **David Raysse**, Los Angeles, CA (US)

(73) Assignee: **Skechers U.S.A., Inc. II**, Manhattan Beach, CA (US)

(**) Term: **14 Years**

(21) Appl. No.: **29/365,019**

(22) Filed: **Jul. 1, 2010**

Related U.S. Application Data

(62) Division of application No. 29/356,467, filed on Feb. 25, 2010, now Pat. No. Des. 621,147.

(51) **LOC (9) Cl.** **02-99**

(52) **U.S. Cl.** **D2/969**

(58) **Field of Classification Search** D2/896,
D2/902, 906-912, 943, 944, 969, 972-974;
36/45-49, 50.1, 77 M, 77 R, 83, 88, 113,
36/114, 126-131

See application file for complete search history.

(56) **References Cited**

U.S. PATENT DOCUMENTS

D301,798 S	6/1989	Jonah	
D313,304 S *	1/1991	Quan et al.	D2/973
D317,224 S *	6/1991	Lucas	D2/969
D322,880 S *	1/1992	Smith, III	D2/969
D327,162 S *	6/1992	Hatfield	D2/969
D333,206 S *	2/1993	Allen et al.	D2/969
D361,884 S	9/1995	Lozano	
D364,498 S	11/1995	Teague	
D371,898 S	7/1996	Hatfield	
D386,896 S	12/1997	Fogg	
D391,068 S *	2/1998	Aveni et al.	D2/972
D392,456 S *	3/1998	Yun	D2/972
D392,793 S	3/1998	Koh	
D395,745 S *	7/1998	Rask	D2/972
D395,943 S *	7/1998	Hewett et al.	D2/969
D404,558 S	1/1999	Blakeslee	
D420,783 S *	2/2000	Brady et al.	D2/902
D429,876 S *	8/2000	Vestuti	D2/972

D430,724 S *	9/2000	Matis et al.	D2/969
D431,712 S	10/2000	Wilson	
D468,891 S	1/2003	Truelsen	
D476,473 S *	7/2003	Clegg	D2/972
D480,545 S	10/2003	Matis et al.	
D480,552 S *	10/2003	Burg et al.	D2/969
D494,753 S	8/2004	Kozo	
D495,867 S *	9/2004	Avar	D2/972
D498,355 S *	11/2004	Fullum	D2/972
D501,298 S	2/2005	Robbins et al.	
D505,252 S	5/2005	Belley et al.	
D511,243 S	11/2005	O'Connor	
D515,801 S *	2/2006	Smith, III	D2/972
D520,730 S	5/2006	Mueller	
D523,618 S *	6/2006	Hlavacs	D2/972
D524,015 S	7/2006	Burg	

(Continued)

Primary Examiner—Dominic Simone

(74) *Attorney, Agent, or Firm*—Marshall A. Lerner; Marvin H. Kleinberg; Kleinberg & Lerner, LLP

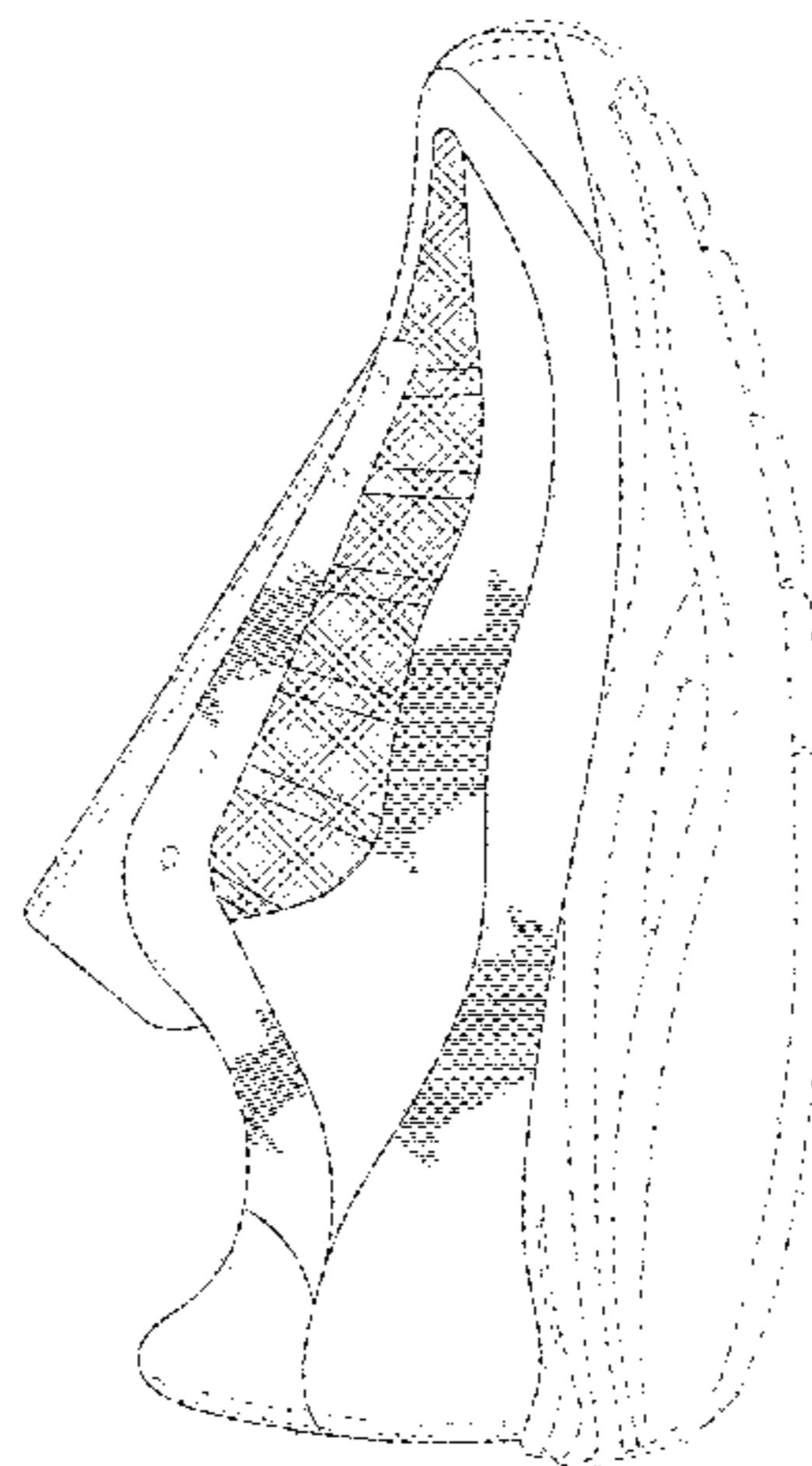
(57) **CLAIM**

The ornamental design for a shoe upper, as shown and described.

DESCRIPTION

FIG. 1 is a perspective view of a shoe upper embodying my new design;
FIG. 2 is a left side view thereof;
FIG. 3 is a right side view thereof;
FIG. 4 is a top plan view thereof;
FIG. 5 is a rear elevation view thereof; and,
FIG. 6 is a front elevation view thereof.
Broken lines showing the remainder of the shoe in the figures are for illustrative purposes only and form no part of the claimed invention.

1 Claim, 5 Drawing Sheets



US D625,504 S

Page 2

U.S. PATENT DOCUMENTS

D524,518 S	7/2006	James	
D524,529 S *	7/2006	Hlavacs	D2/972
D525,420 S	7/2006	Cass	
D526,772 S	8/2006	Cass	
D528,278 S *	9/2006	Hui	D2/972
D528,764 S	9/2006	Clancy	
D528,766 S *	9/2006	Savage	D2/972
D529,708 S	10/2006	Caine	
D530,074 S	10/2006	Caine	
D532,965 S *	12/2006	Huthmaker	D2/972
D534,343 S	1/2007	Rasmussen	
D538,013 S	3/2007	Della Valle	
D538,516 S	3/2007	Della Valle	
D541,026 S	4/2007	James	
D541,029 S	4/2007	Matis et al.	
D543,682 S	6/2007	Matis et al.	
D544,198 S *	6/2007	Caine	D2/972
D546,038 S	7/2007	Belley et al.	
D548,451 S *	8/2007	Mueller	D2/972
D548,948 S *	8/2007	Hui	D2/972
D548,949 S *	8/2007	Hui	D2/972
D550,946 S	9/2007	Lotti	
D553,344 S	10/2007	McGrath	
D553,345 S	10/2007	Rasmussen	
D554,846 S *	11/2007	Tetsuya	D2/972
D557,489 S	12/2007	Dolan	
D563,654 S	3/2008	Schoenborn et al.	
D566,951 S	4/2008	Belley et al.	
D570,581 S	6/2008	Polegato Moretti	
D572,442 S *	7/2008	Polegato Moretti	D2/907
D574,590 S *	8/2008	Maejima	D2/969
D576,386 S *	9/2008	Della Valle	D2/908
D577,181 S	9/2008	Della Valle	
D577,481 S	9/2008	Teteriatnikov	
D578,292 S *	10/2008	Horne et al.	D2/969
D583,546 S	12/2008	Henderson	
D586,999 S	2/2009	Avar	
D587,000 S	2/2009	Avar	
D587,890 S	3/2009	Yi	
D595,951 S	7/2009	Henderson	
D605,845 S	12/2009	Grenet	
D605,846 S	12/2009	Amphyon	
D606,294 S	12/2009	Grenet	
D616,194 S	5/2010	Wolfe	

* cited by examiner

FIG. 1

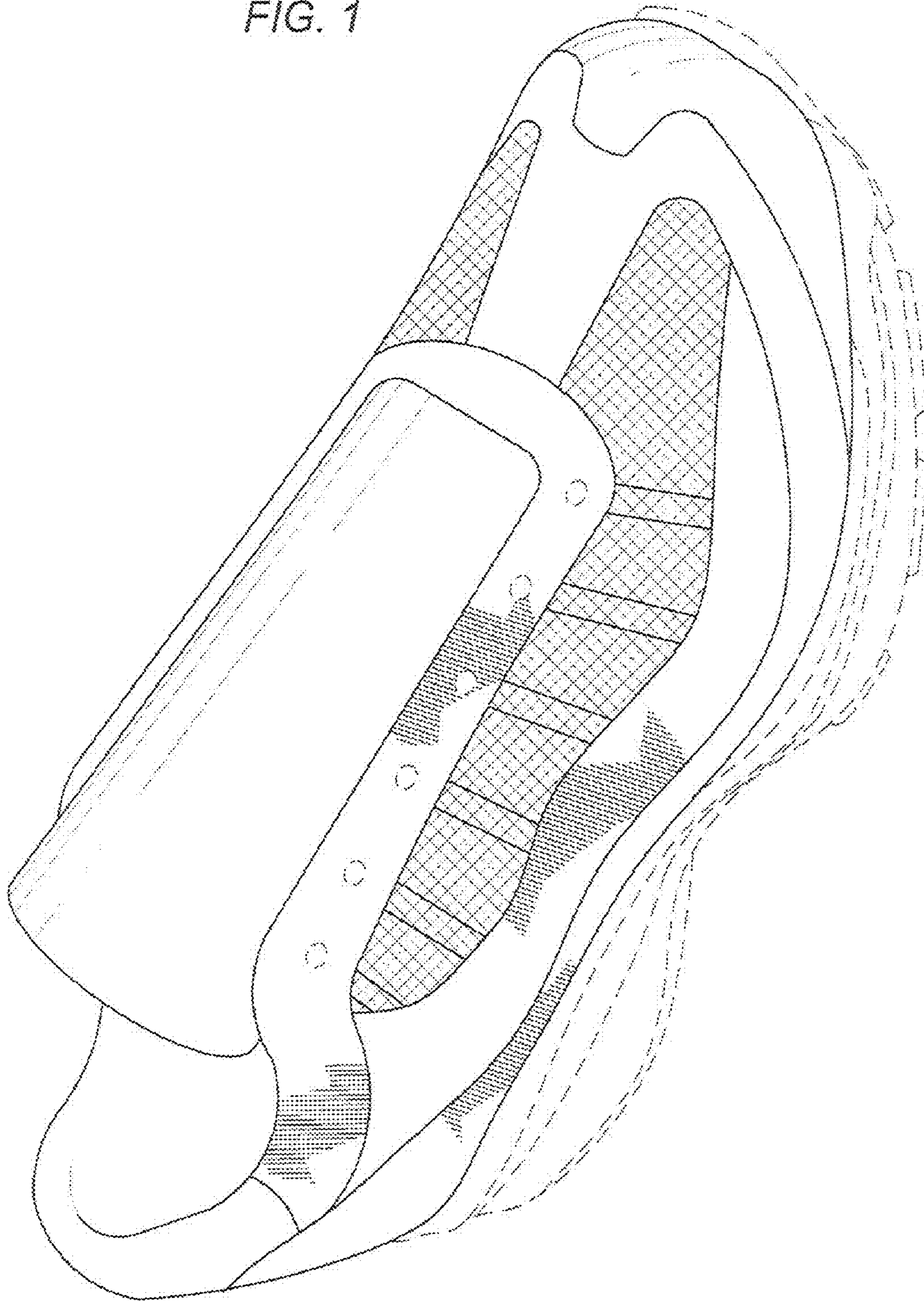
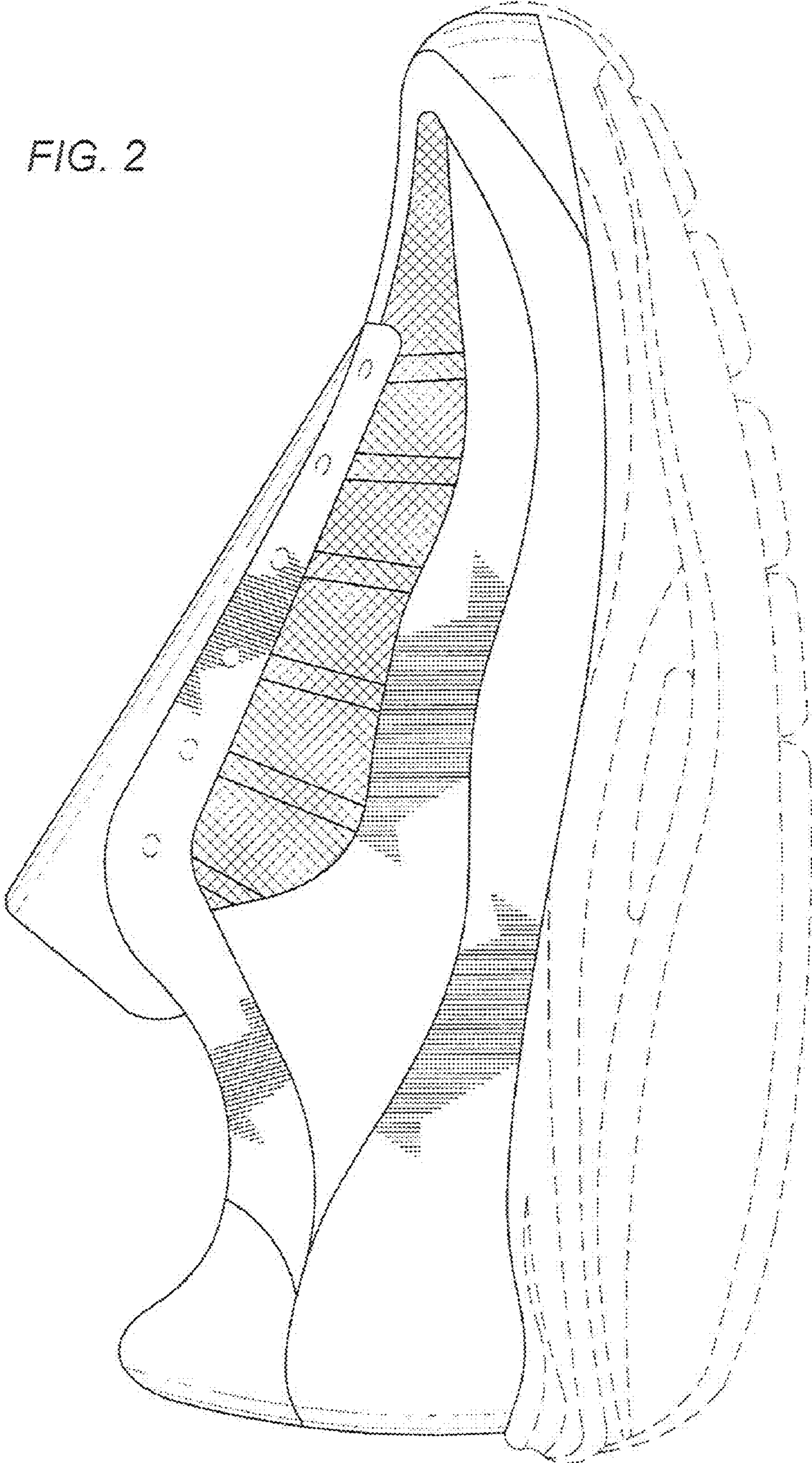


FIG. 2



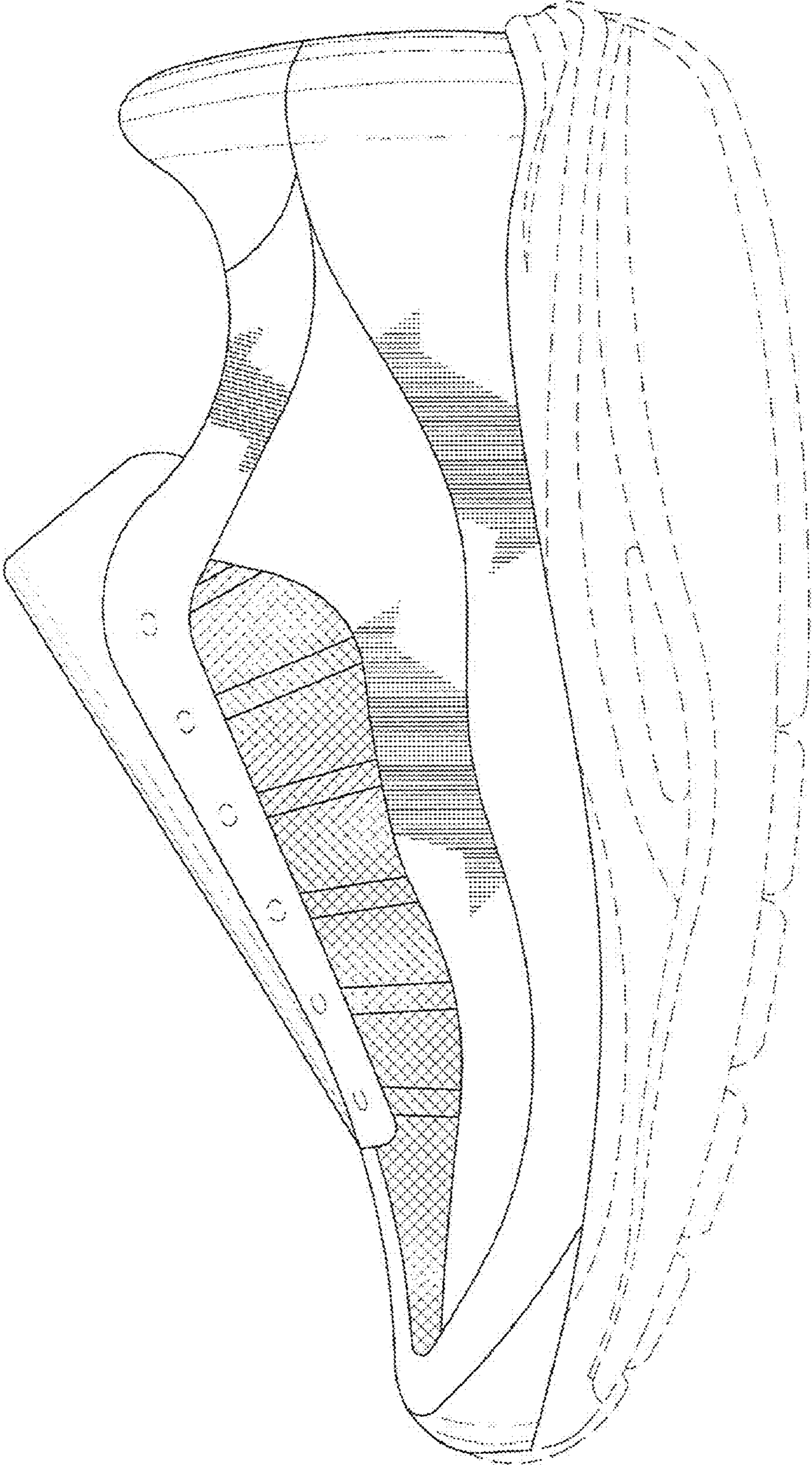


FIG. 3

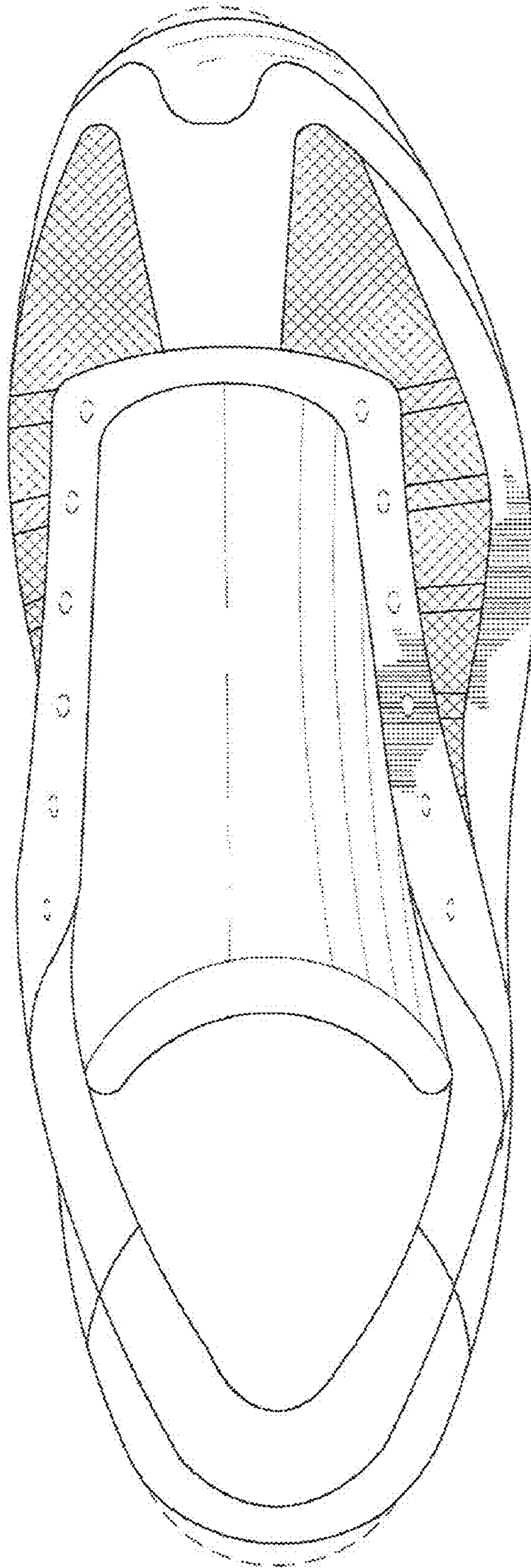


FIG. 4

FIG. 6

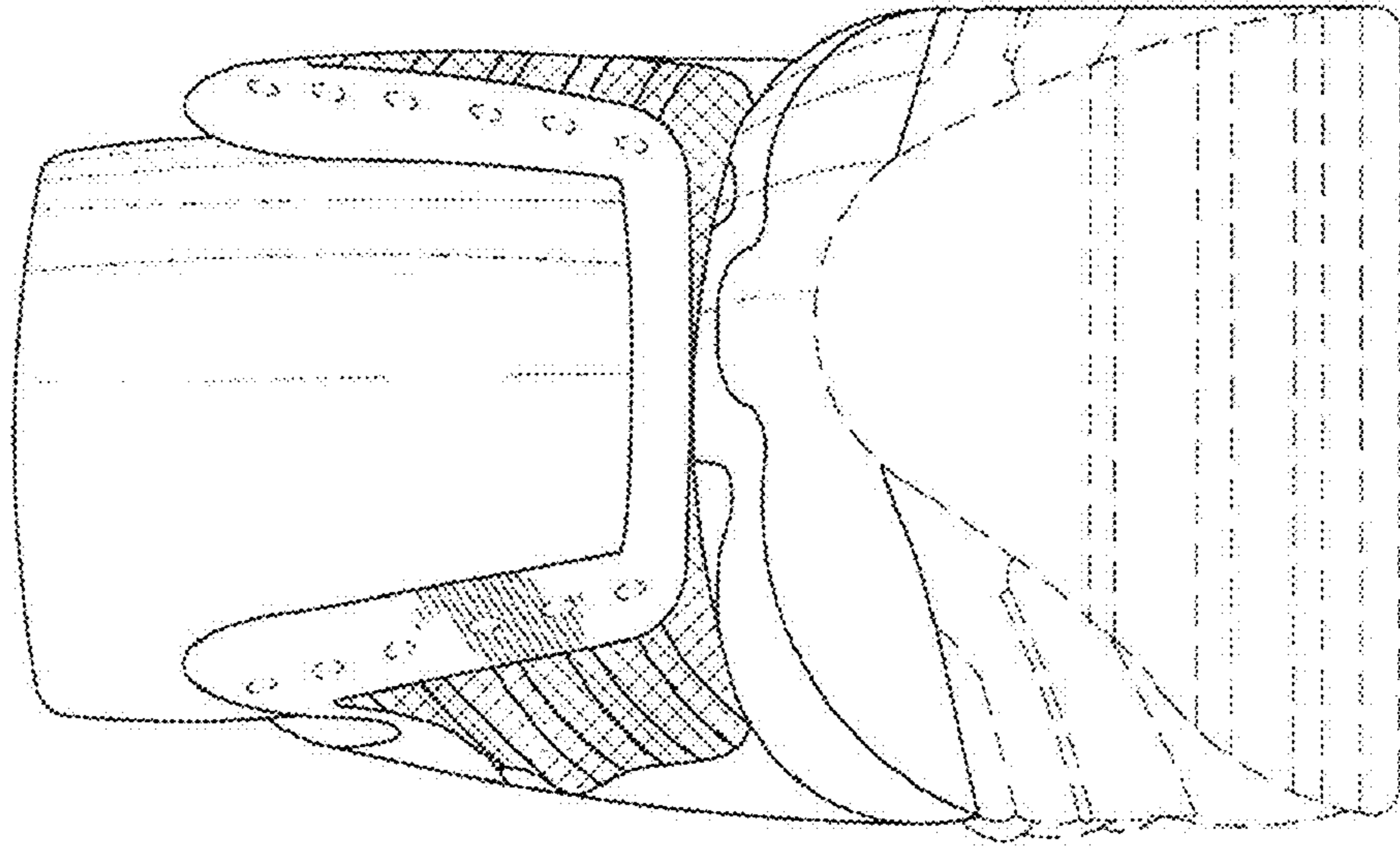


FIG. 5

