



US00D625503S

(12) **United States Design Patent**
Walden

(10) **Patent No.:** **US D625,503 S**

(45) **Date of Patent:** **** Oct. 19, 2010**

(54) **SHOE UPPER**

(75) Inventor: **Todd Walden**, Manhattan Beach, CA
(US)

(73) Assignee: **SKECHERS U.S.A., Inc. II**, Manhattan
Beach, CA (US)

(**) Term: **14 Years**

(21) Appl. No.: **29/358,936**

(22) Filed: **Apr. 1, 2010**

(51) **LOC (9) Cl.** **02-99**

(52) **U.S. Cl.** **D2/969**

(58) **Field of Classification Search** D2/896,
D2/902, 906-908, 943, 944, 969, 972-974;
36/45-49, 50.1, 77 M, 77 R, 83, 88, 113,
36/114, 126-131

See application file for complete search history.

(56) **References Cited**

U.S. PATENT DOCUMENTS

D157,034 S	1/1950	Eldon	
D238,626 S	2/1976	Senter	
D239,478 S *	4/1976	Senter	D2/907
D306,231 S	2/1990	Dorfman	
D393,360 S *	4/1998	Aveni et al.	D2/972
D409,364 S	5/1999	Wilson	
D431,712 S	10/2000	Wilson	
D431,899 S *	10/2000	Cooper	D2/972
D474,883 S *	5/2003	Cooper	D2/972
D494,349 S *	8/2004	Teteriatnikov	D2/969
D494,350 S *	8/2004	Hillyer	D2/972
D545,050 S *	6/2007	Shaffer	D2/972

D545,554 S *	7/2007	Shaffer	D2/972
D545,559 S	7/2007	Roulo et al.	
D563,090 S *	3/2008	Matis et al.	D2/969
D570,581 S	6/2008	Polegato Moretti	
D572,441 S *	7/2008	Moretti	D2/907
D572,442 S	7/2008	Moretti	
D577,481 S	9/2008	Teteriatnikov	
D593,293 S	6/2009	Belley et al.	
D606,295 S *	12/2009	Hlavacs	D2/972
D609,445 S	2/2010	Zhu	
D612,144 S *	3/2010	Bosomworth	D2/972

* cited by examiner

Primary Examiner—Dominic Simone

(74) *Attorney, Agent, or Firm*—Marshall A. Lerner; Marvin
H. Kleinberg; Kleinberg & Lerner, LLP

(57) **CLAIM**

The ornamental design for a shoe upper, as shown and
described.

DESCRIPTION

FIG. 1 is a perspective view of a shoe upper embodying my
new design;

FIG. 2 is a left side view thereof;

FIG. 3 is a right side view thereof;

FIG. 4 is a top plan view thereof;

FIG. 5 is a rear elevation view thereof; and,

FIG. 6 is a front elevation view thereof.

Broken lines showing the remainder of the shoe in the figures
are for illustrative purposes only and form no part of the
claimed invention.

1 Claim, 5 Drawing Sheets

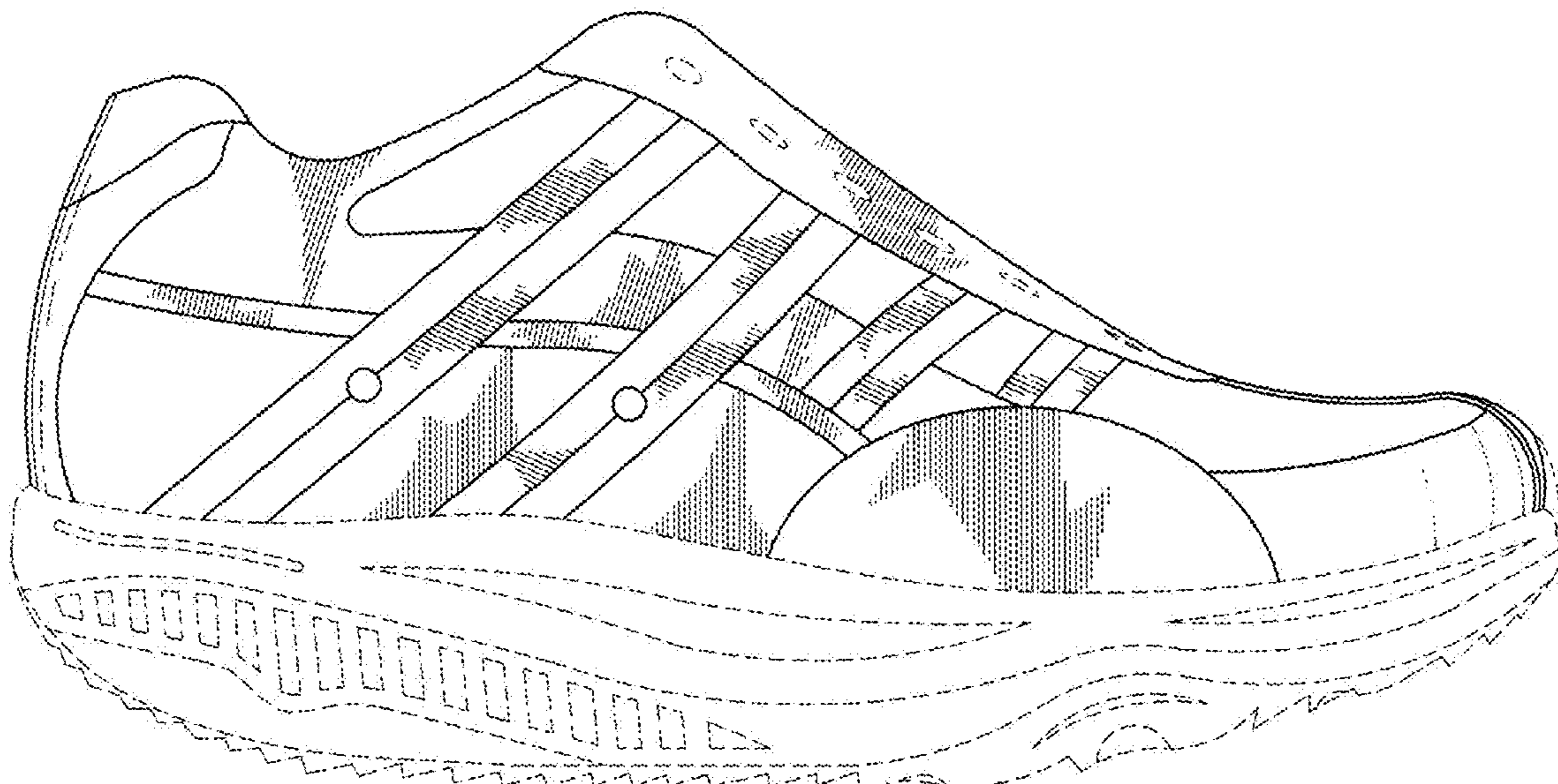


FIG. 1

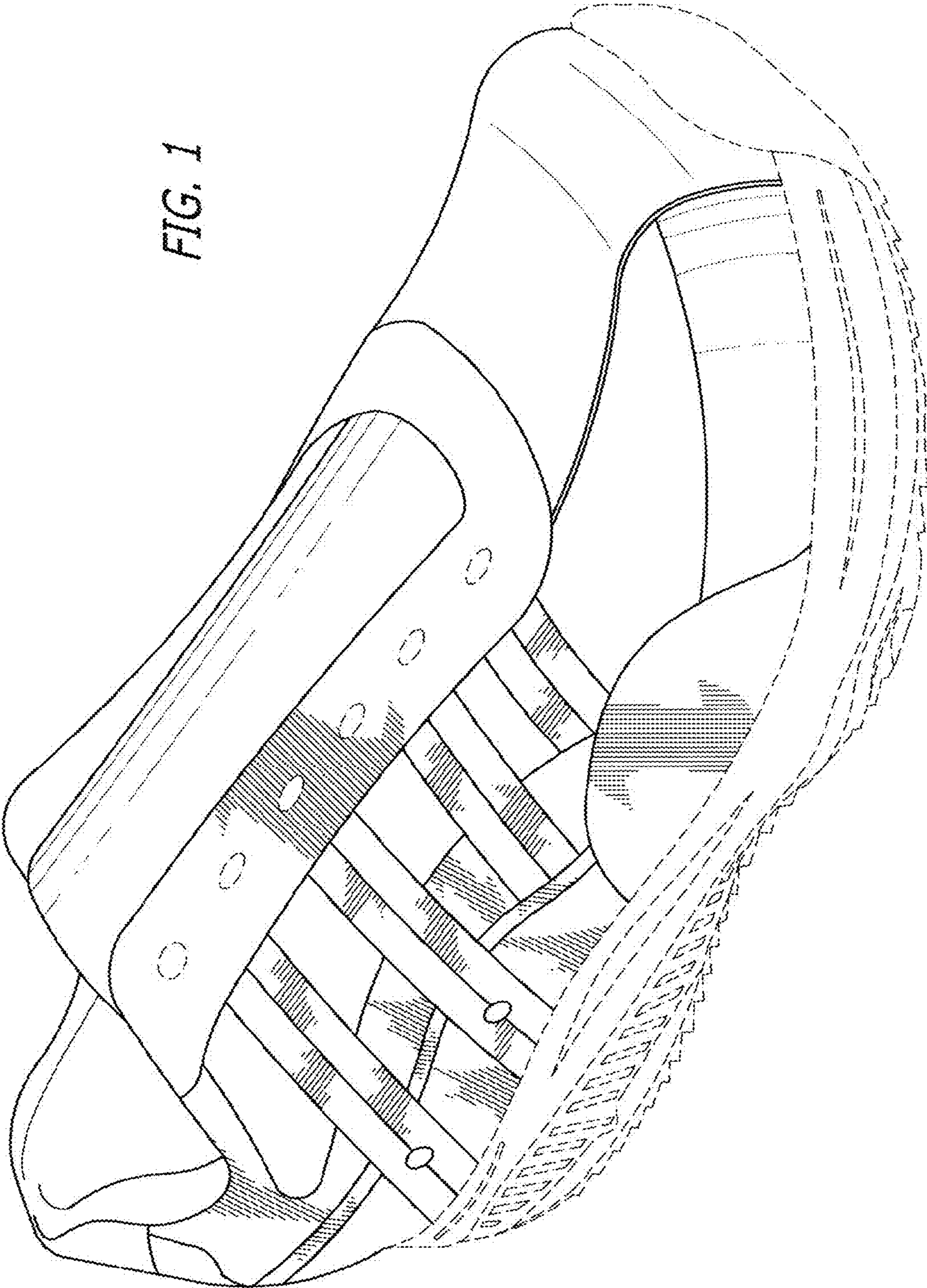
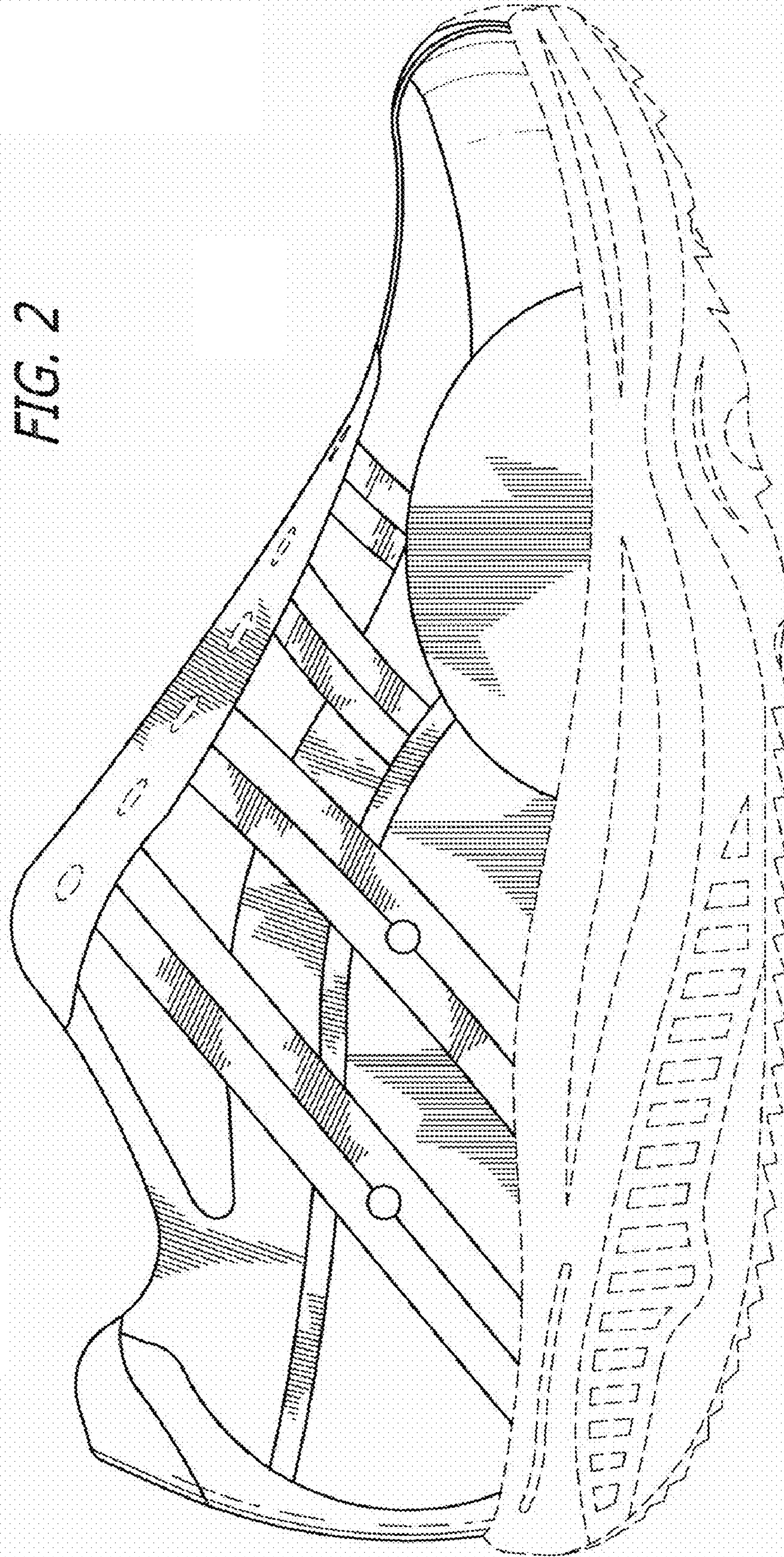


FIG. 2



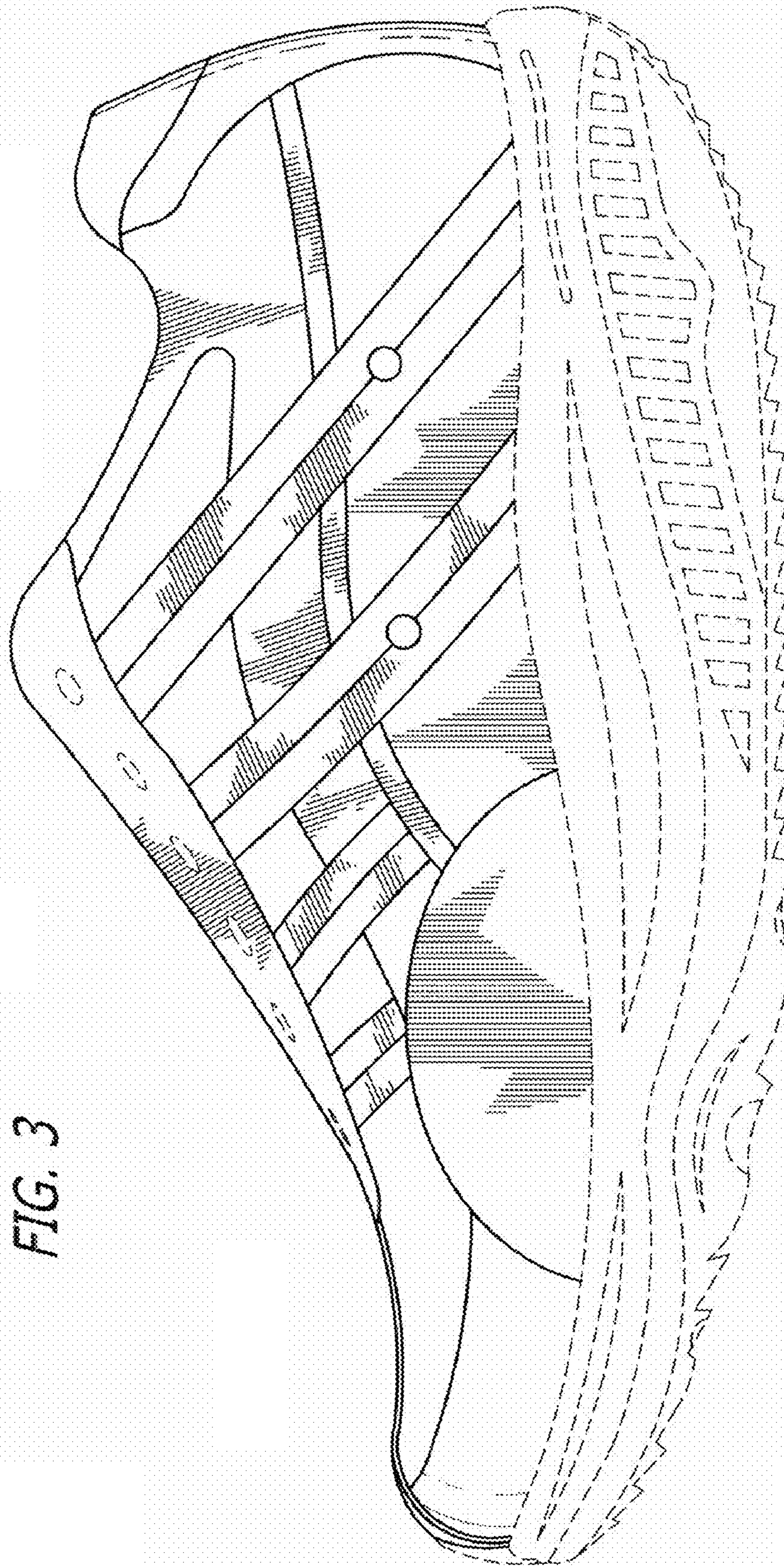


FIG. 3

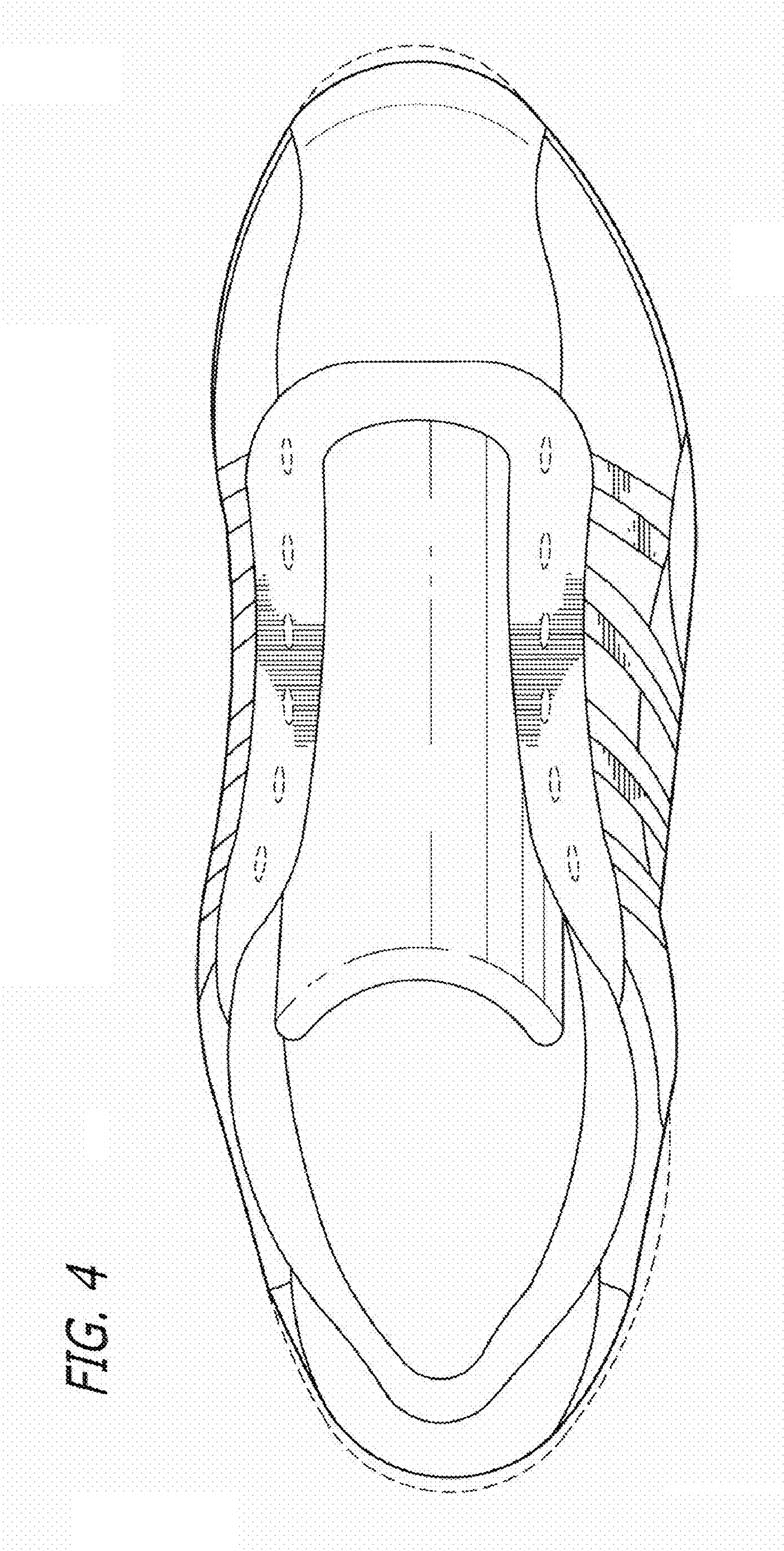


FIG. 4

FIG. 6

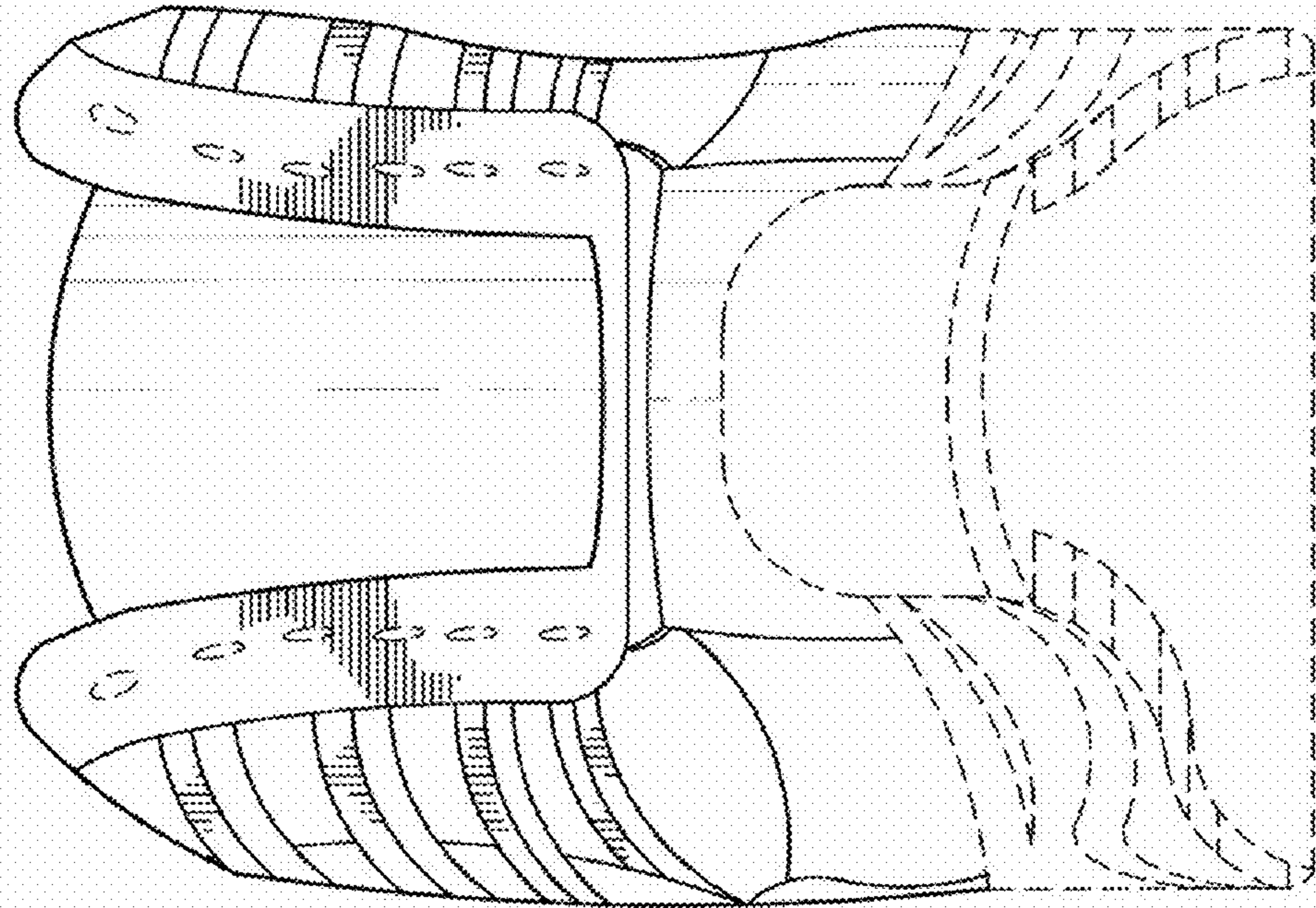


FIG. 5

