



US00D625499S

(12) **United States Design Patent**
Della Valle et al.

(10) **Patent No.:** **US D625,499 S**

(45) **Date of Patent:** **** Oct. 19, 2010**

(54) **SHOE SOLE**

(75) Inventors: **Diego Della Valle**, Sant'Elpidio a Mare (IT); **Derek Lam**, Sant'Elpidio a Mare (IT)

(73) Assignee: **Tod's S.p.A.**, Sant'Elpidio a Mare (Fermo) (IT)

(**) Term: **14 Years**

(21) Appl. No.: **29/352,997**

(22) Filed: **Dec. 30, 2009**

(30) **Foreign Application Priority Data**

Jul. 1, 2009 (EM) 001566951

(51) **LOC (9) Cl.** **02-01**

(52) **U.S. Cl.** **D2/954; D2/951**

(58) **Field of Classification Search** D2/916,
D2/947, 949, 951, 952, 953, 954, 957, 959,
D2/960; D25/153, 156; 36/3 B, 22 R, 24.5,
36/25 R, 67 A, 59 C, 103

See application file for complete search history.

(56) **References Cited**

U.S. PATENT DOCUMENTS

D282,121 S * 1/1986 Kamali D2/908
D306,793 S * 3/1990 Schwartz D2/954
D312,166 S * 11/1990 Smith D2/902
D321,589 S * 11/1991 Merk et al. D2/954
D347,099 S * 5/1994 Nelson D2/935
D441,945 S * 5/2001 Della Valle D2/956

D487,837 S * 3/2004 McClaskie D2/954
D527,513 S * 9/2006 Della Valle D2/919
D559,510 S * 1/2008 McClaskie D2/954
D560,888 S * 2/2008 Della Valle D2/954
D563,084 S * 3/2008 Della Valle D2/956
D566,934 S * 4/2008 Della Valle D2/954
D581,144 S * 11/2008 Smith D2/925
D591,944 S * 5/2009 Issler D2/954
D593,735 S * 6/2009 Lam et al. D2/954
D599,091 S * 9/2009 Della Valle et al. D2/954
D599,987 S * 9/2009 Issler D2/952
D610,788 S * 3/2010 Della Valle D2/954

* cited by examiner

Primary Examiner—Celia A Murphy

(74) *Attorney, Agent, or Firm*—Knobbe Martens Olson & Bear LLP

(57) **CLAIM**

The ornamental design for a shoe sole, as shown and described.

DESCRIPTION

FIG. 1 is a front elevational view of a shoe sole showing our new design.

FIG. 2 is a rear elevational view thereof.

FIG. 3 is a right side elevational view thereof.

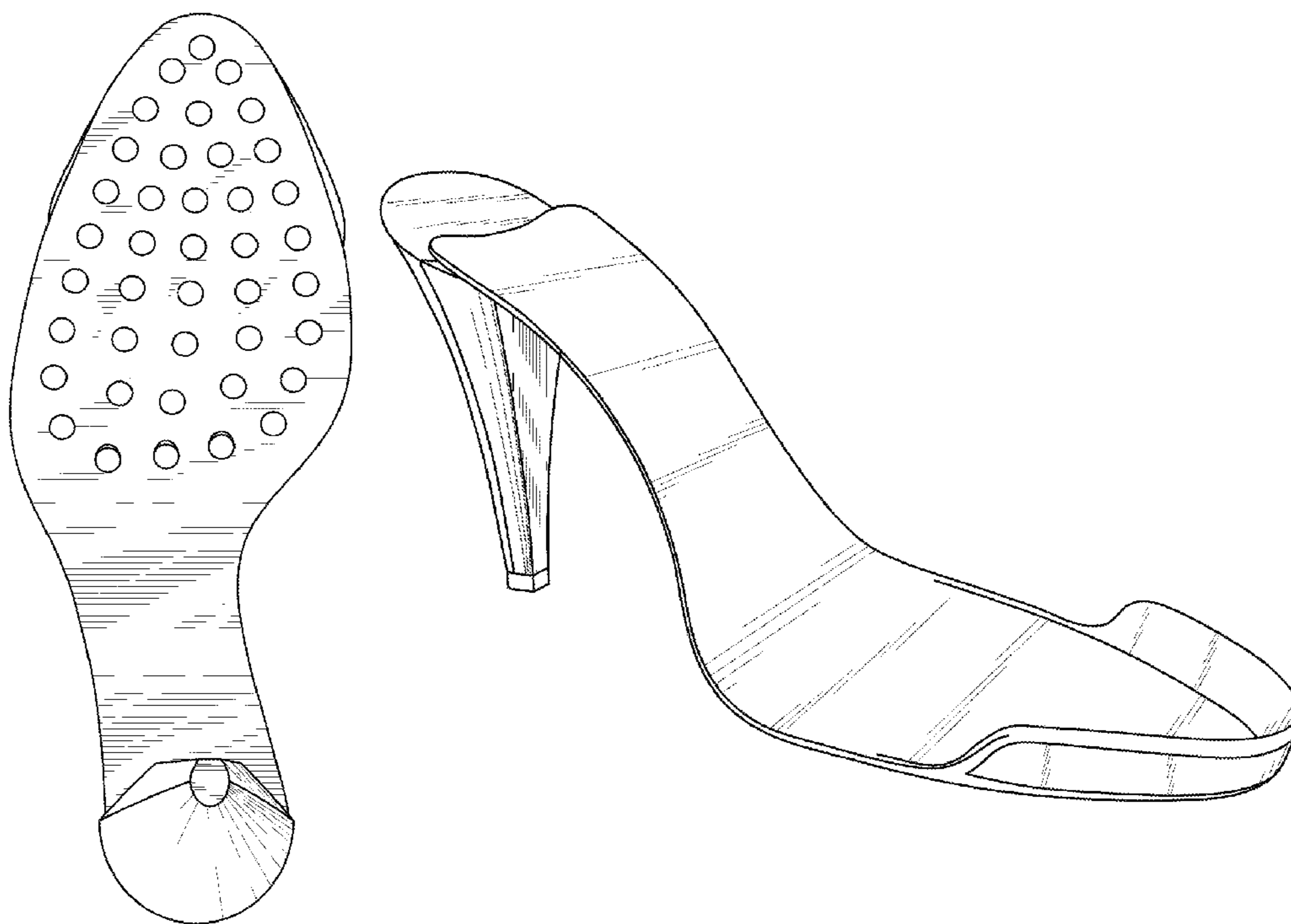
FIG. 4 is a left side elevational view thereof.

FIG. 5 is a top plan view thereof.

FIG. 6 is a bottom plan view thereof; and,

FIG. 7 is a perspective view thereof.

1 Claim, 7 Drawing Sheets



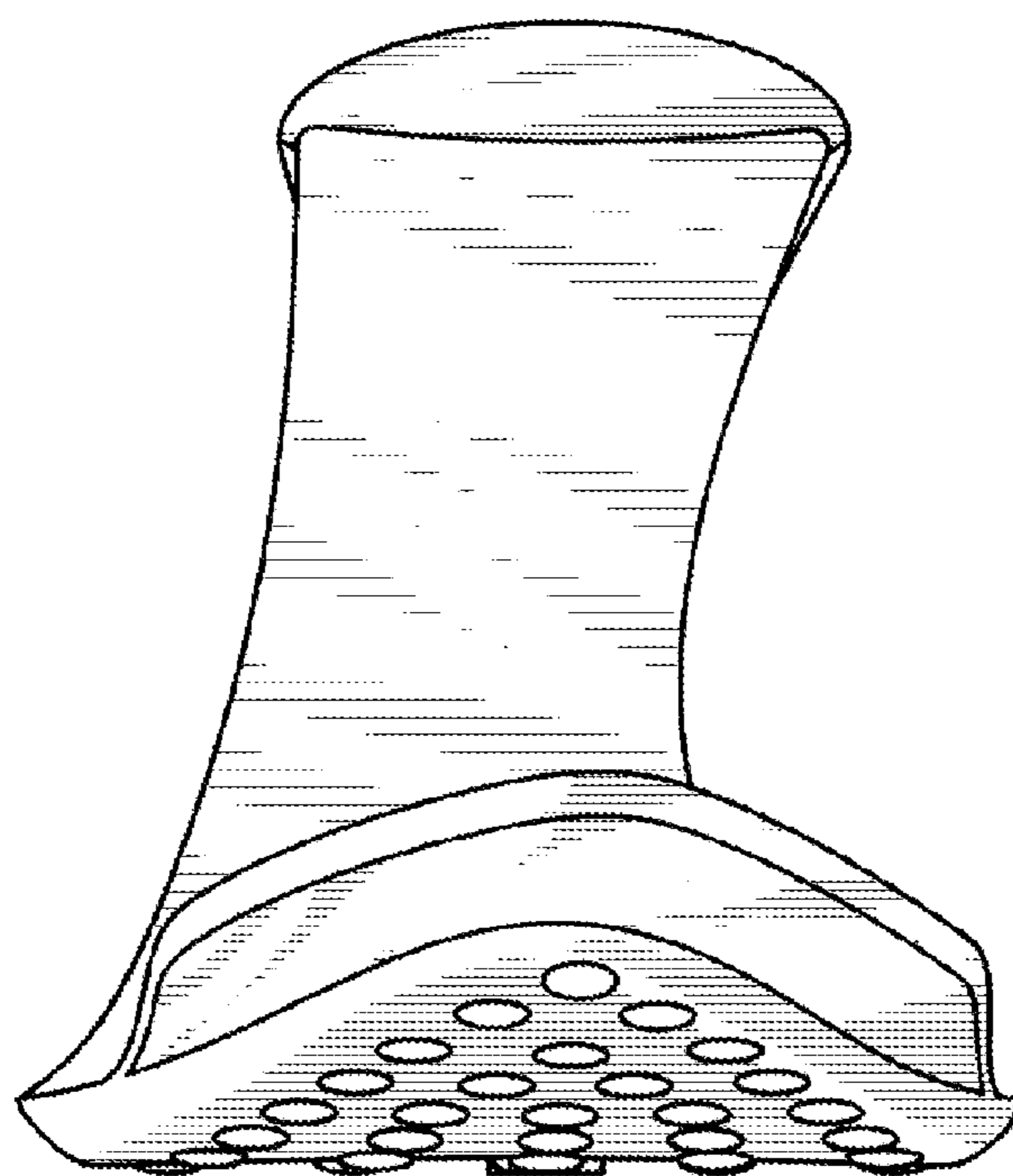


FIG. 1

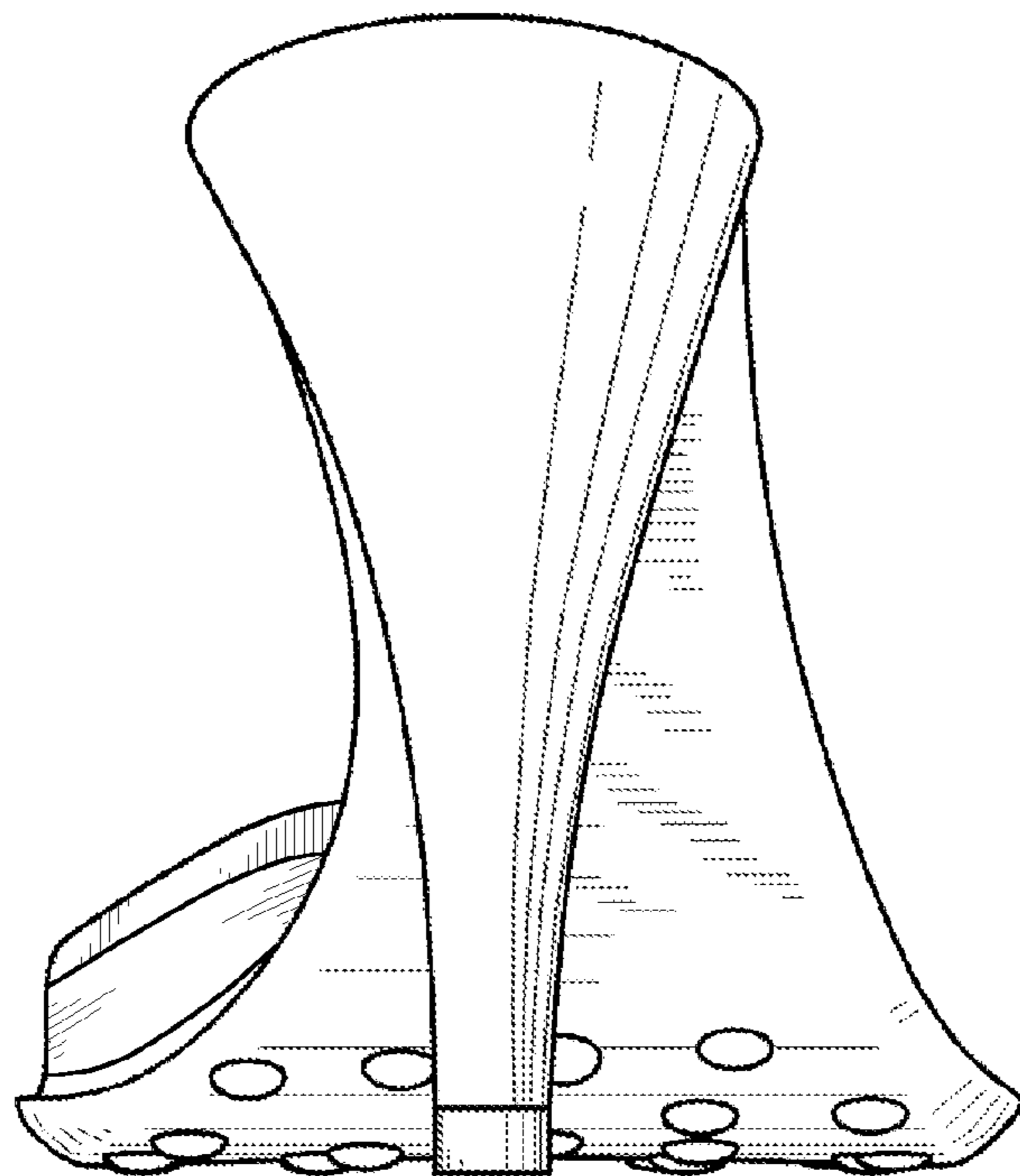


FIG. 2




FIG. 3




FIG. 4

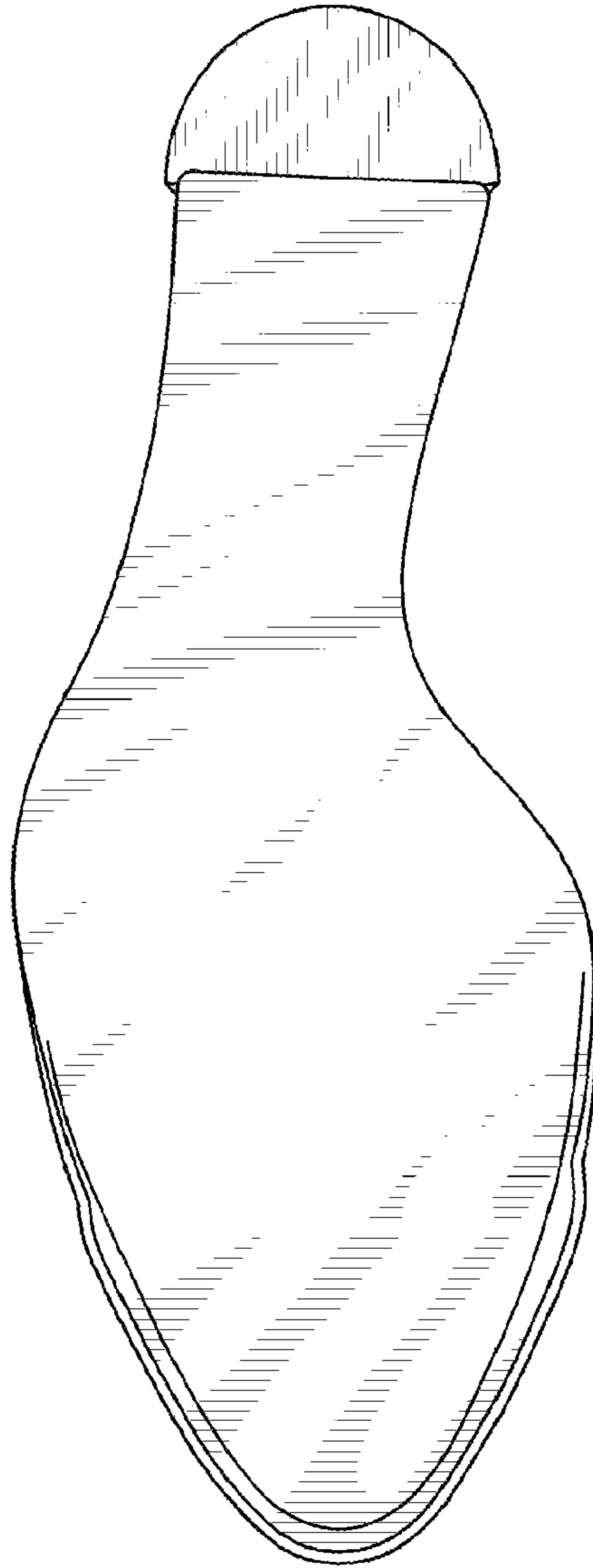


FIG. 5

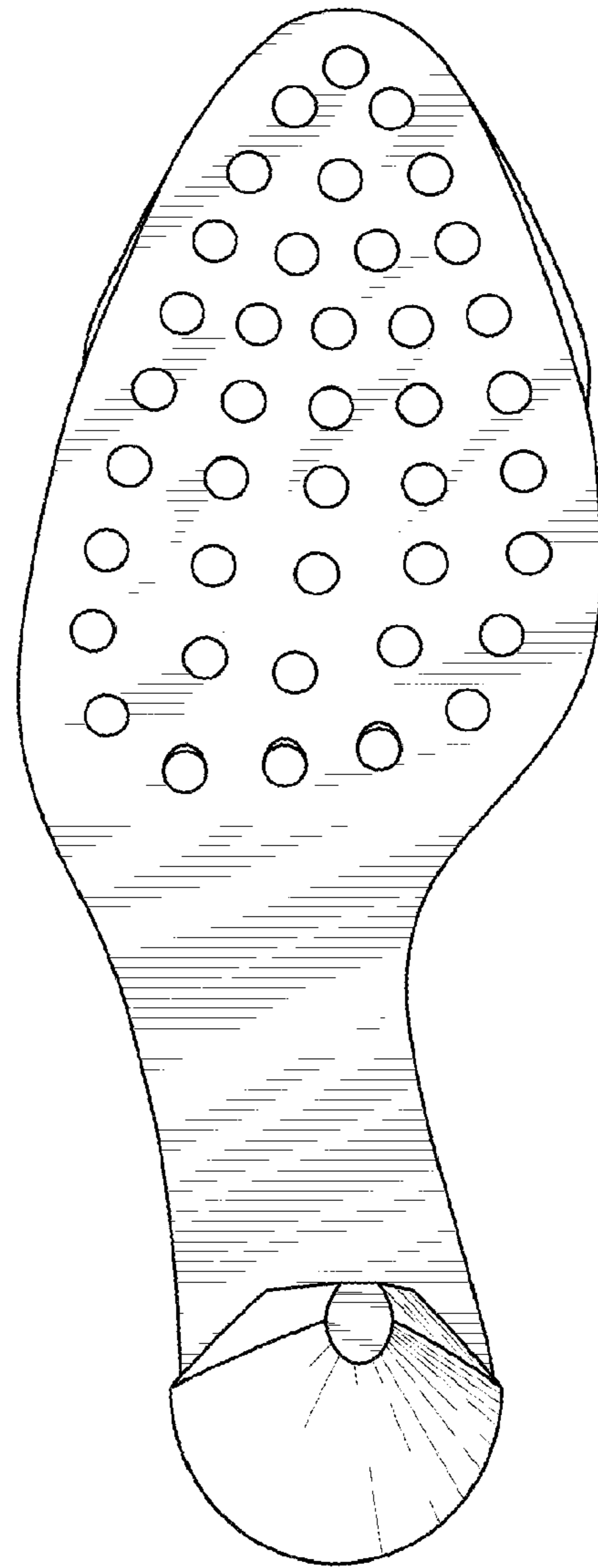


FIG. 6




FIG. 7