



US00D625493S

(12) **United States Design Patent**  
**Akhidime**

(10) **Patent No.:** **US D625,493 S**  
(45) **Date of Patent:** **\*\* Oct. 19, 2010**

- (54) **PERIPHERY OF AN OUTSOLE**
- (75) Inventor: **Eval Akhidime**, Los Angeles, CA (US)
- (73) Assignee: **SKECHERS U.S.A., Inc. II**, Manhattan Beach, CA (US)
- (\*\*) Term: **14 Years**
- (21) Appl. No.: **29/364,436**
- (22) Filed: **Jun. 23, 2010**

- D492,472 S 7/2004 Santa
- D495,129 S 8/2004 Allen
- D496,148 S 9/2004 Kayano et al.
- D497,704 S 11/2004 Wu
- D498,350 S 11/2004 Recchi
- D498,905 S \* 11/2004 Wilson ..... D2/977
- D512,817 S 12/2005 Ammon
- D512,818 S \* 12/2005 Mitani et al. .... D2/977
- D512,819 S \* 12/2005 Usuki et al. .... D2/977
- D516,785 S 3/2006 Lacorazza
- D516,786 S 3/2006 Besanceney, III
- D520,220 S 5/2006 Morgan et al.
- D529,265 S 10/2006 Corbi Rico
- D540,014 S \* 4/2007 Turner et al. .... D2/977
- D541,020 S 4/2007 McClaskie
- D542,522 S \* 5/2007 Fujita et al. .... D2/977
- D546,532 S 7/2007 Matis et al.

**Related U.S. Application Data**

- (62) Division of application No. 29/355,842, filed on Feb. 15, 2010, now Pat. No. Des. 620,691.

- (51) **LOC (9) Cl.** ..... **02-99**
- (52) **U.S. Cl.** ..... **D2/946; D2/947**
- (58) **Field of Classification Search** ..... D2/896,  
D2/902, 906, 908, 943, 944, 946, 947, 977;  
36/25 R-25 A  
See application file for complete search history.

(Continued)

*Primary Examiner*—Dominic Simone  
(74) *Attorney, Agent, or Firm*—Marshall A. Lerner; Marvin H. Kleinberg; Kleinberg & Lerner, LLP

(56) **References Cited**

**U.S. PATENT DOCUMENTS**

- 4,241,524 A 12/1980 Sink
- D329,532 S 9/1992 Green
- D332,001 S 12/1992 Bayer
- D333,720 S 3/1993 Hatfield
- D334,278 S \* 3/1993 Greene ..... D2/977
- D335,387 S \* 5/1993 Smith ..... D2/977
- D339,465 S 9/1993 Teague
- D343,045 S 1/1994 Bailey
- D343,048 S 1/1994 Hauglin
- D411,911 S 7/1999 Carlson
- D426,372 S 6/2000 Price
- D438,368 S 3/2001 Akhidime
- D447,856 S 9/2001 Rake
- D449,729 S 10/2001 von Conta
- D450,437 S 11/2001 Simpson et al.
- D455,544 S \* 4/2002 Wilson ..... D2/947
- D456,982 S \* 5/2002 Rogers ..... D2/947
- D458,011 S 6/2002 Yang
- D485,673 S 1/2004 Smith

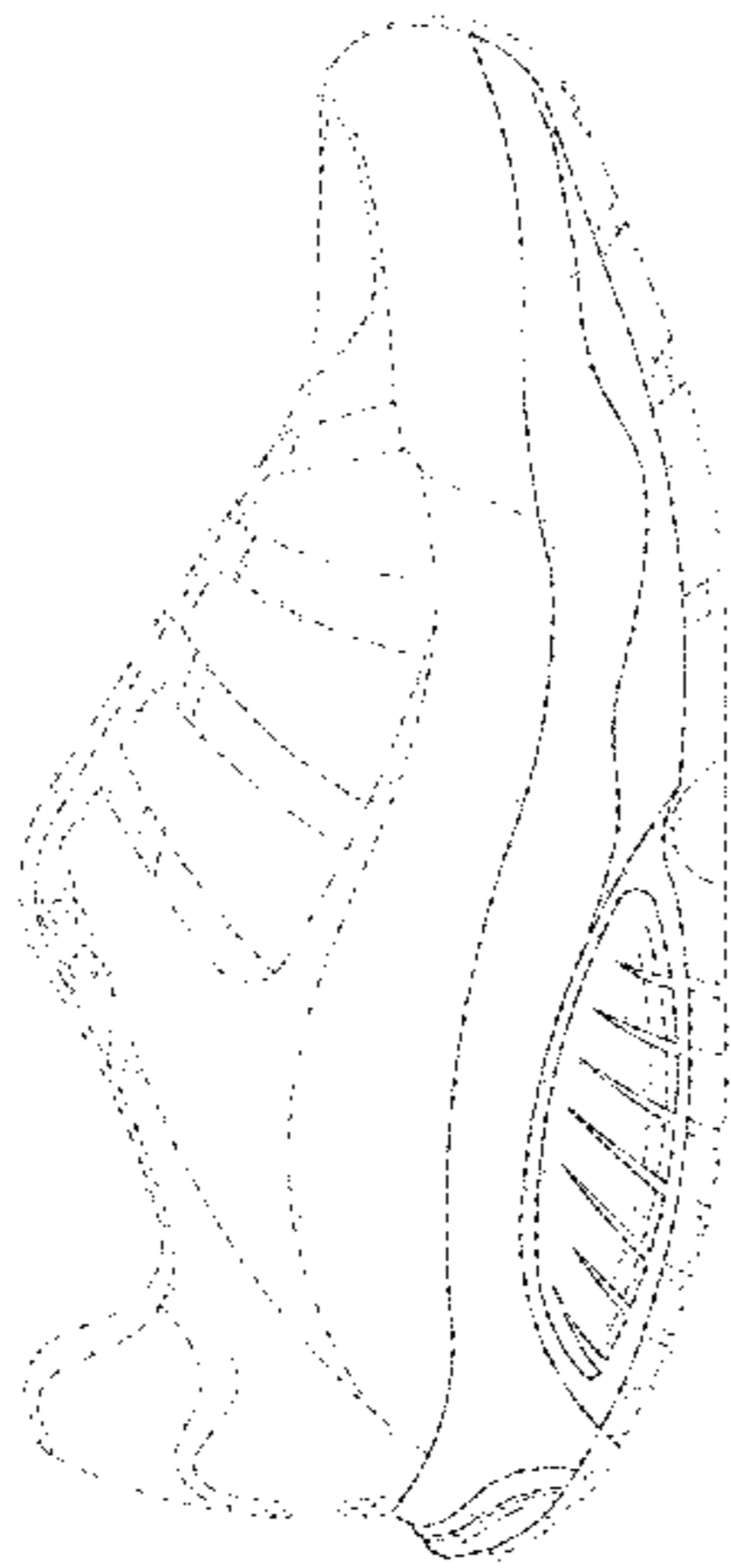
(57) **CLAIM**

The ornamental design for a periphery of an outsole, as shown and described.

**DESCRIPTION**

FIG. 1 is a perspective view of a periphery of an outsole in accordance with my new design.  
FIG. 2 is a left side view thereof;  
FIG. 3 is a right side view thereof;  
FIG. 4 is a top plan view thereof;  
FIG. 5 is a rear elevation view thereof; and,  
FIG. 6 is a front elevation view thereof.  
Broken lines in the figures are for illustrative purposes only and form no part of the claimed invention.

**1 Claim, 5 Drawing Sheets**



# US D625,493 S

Page 2

---

## U.S. PATENT DOCUMENTS

D552,335 S	10/2007	Matis et al.		D584,040 S	1/2009	McDade	
D553,846 S *	10/2007	Kayano et al. ....	D2/977	D588,346 S	3/2009	McCarthy	
D555,348 S *	11/2007	Bettencourt .....	D2/977	D595,484 S	7/2009	Purdom et al.	
D559,509 S *	1/2008	Hayes .....	D2/977	D596,386 S	7/2009	Brambilla	
D561,438 S	2/2008	Belley		D597,288 S	8/2009	McClaskie	
D568,586 S	5/2008	Dolce		D597,295 S *	8/2009	Duffy .....	D2/977
D573,778 S	7/2008	Hawker		D599,102 S *	9/2009	Purdom et al. ....	D2/977
D581,641 S	12/2008	Bethke, Jr.		D614,837 S	5/2010	Teteriatnikov	
D582,133 S	12/2008	Del Biondi		2009/0044432 A1	2/2009	O'Connor et al.	

\* cited by examiner

Fig. 1

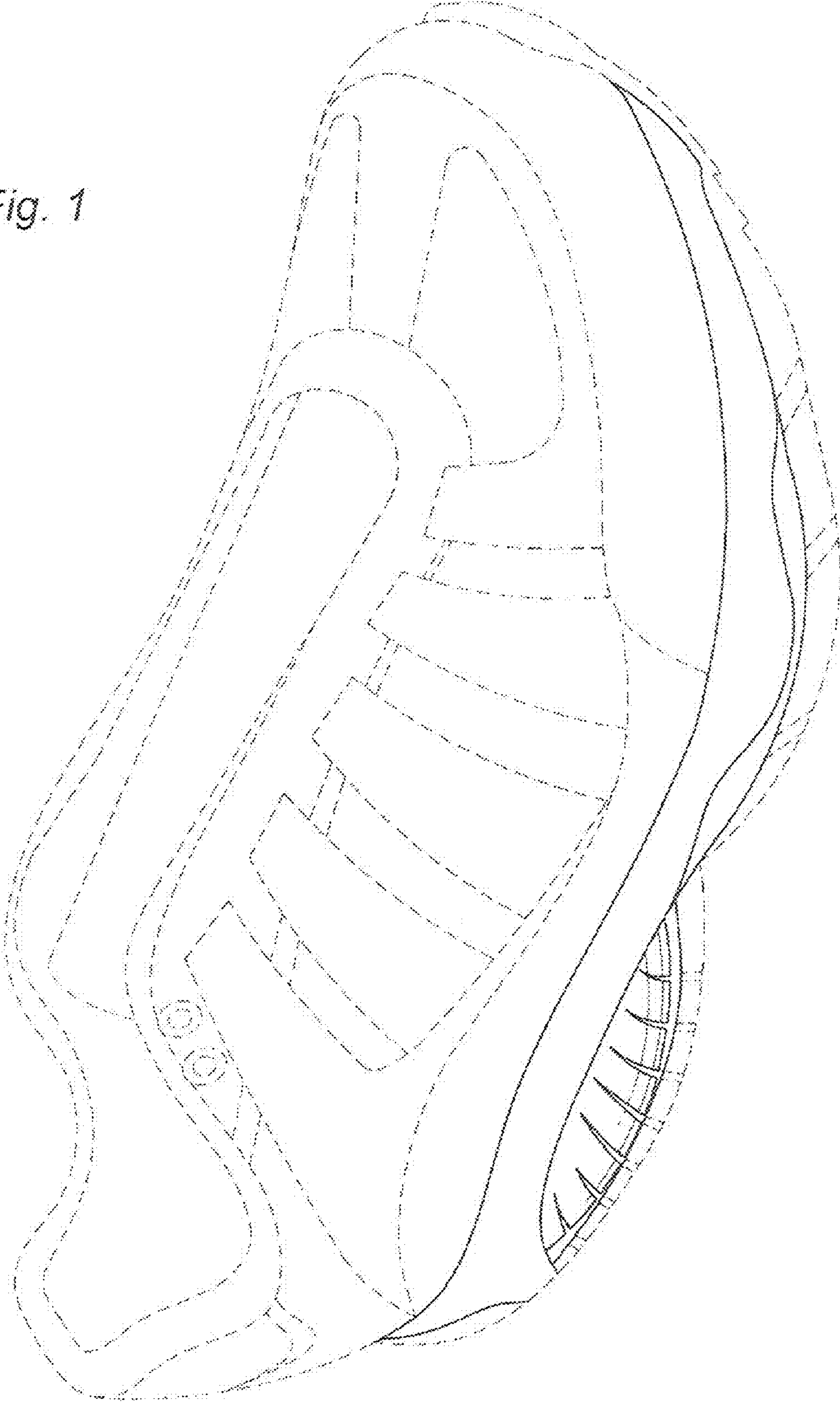


Fig. 2

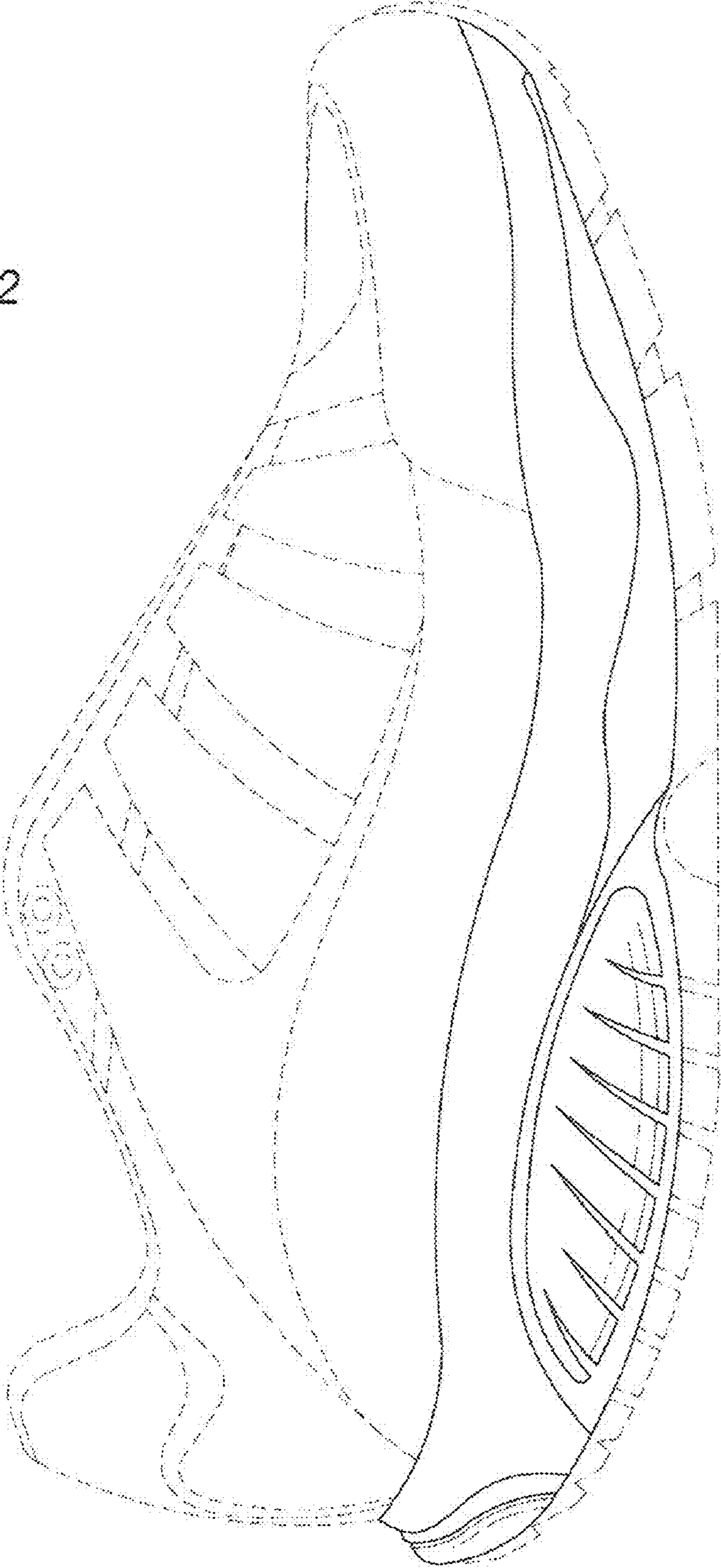
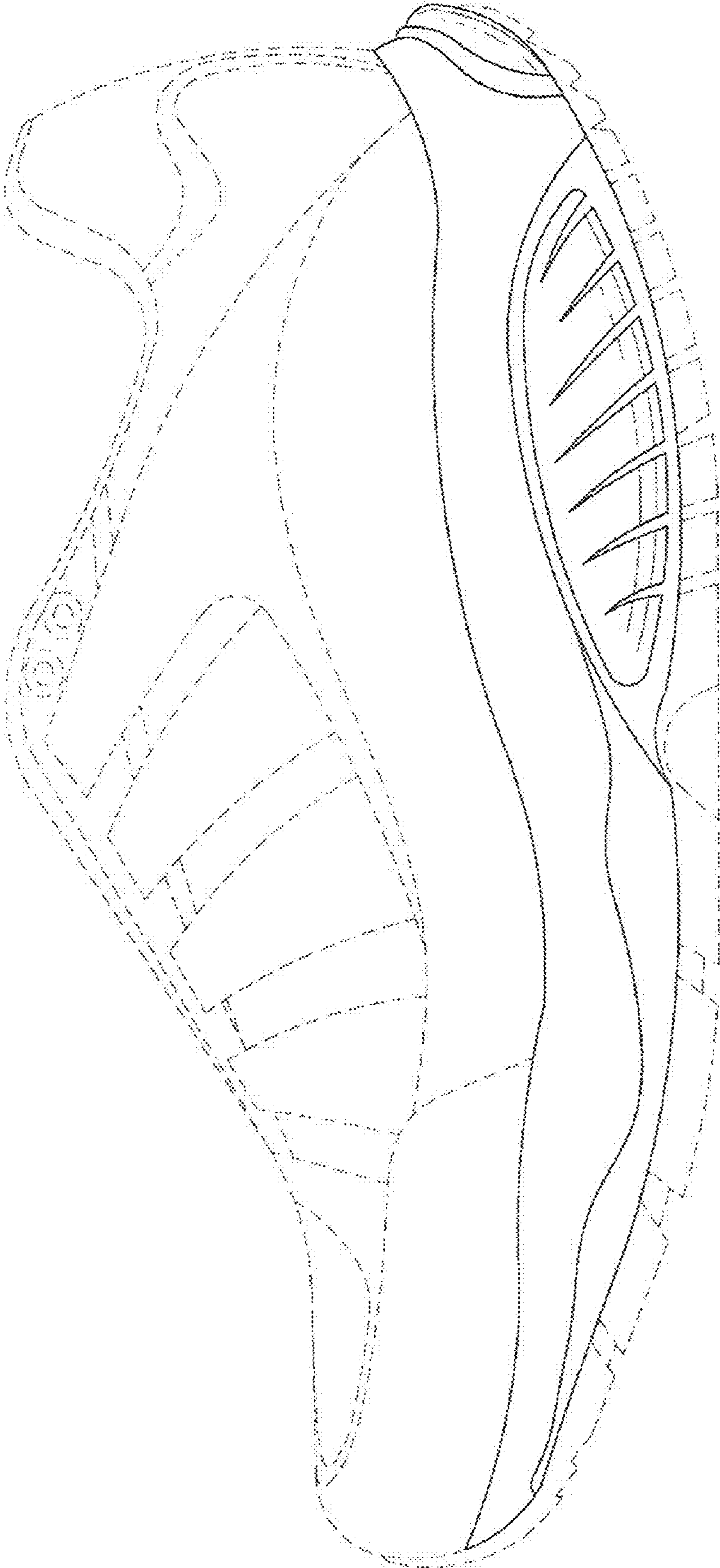


Fig. 3



*Fig. 4*

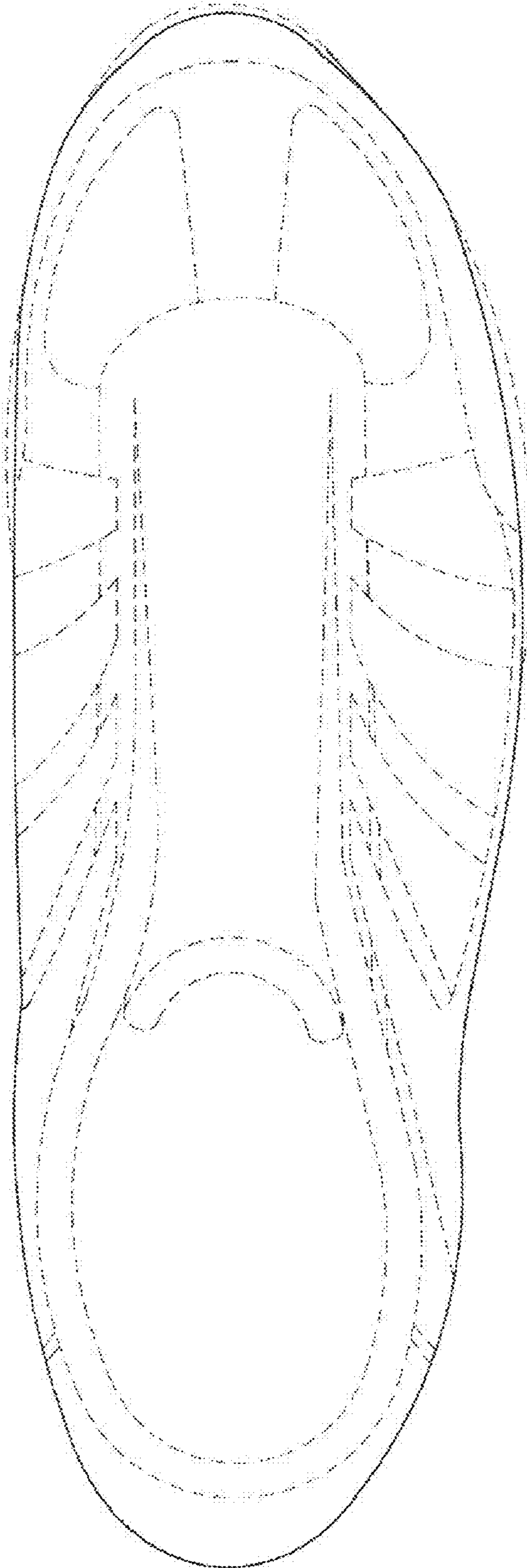


Fig. 6

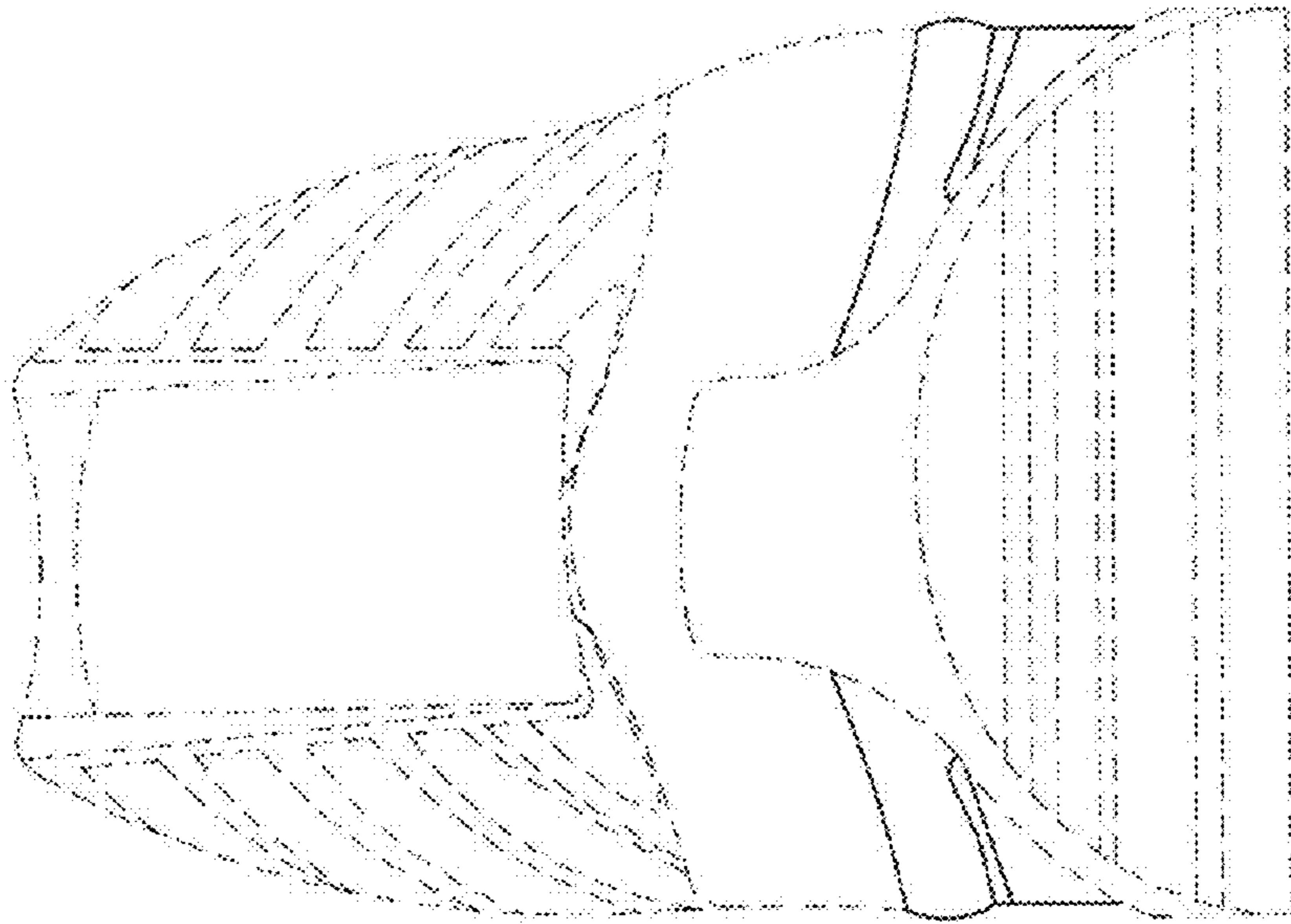


Fig. 5

