



US00D625482S

(12) **United States Design Patent**
Yang et al.

(10) **Patent No.:** **US D625,482 S**

(45) **Date of Patent:** **** Oct. 12, 2010**

(54) **SINK MAT**

(75) Inventors: **Frank Yang**, Rancho Palos Verdes, CA (US); **Tzu-Hao Wei**, Hacienda Heights, CA (US); **Adam Wade**, Rancho Santa Margarita, CA (US); **Myk Lum**, Irvine, CA (US)

(73) Assignee: **Simplehuman LLC**, Torrance, CA (US)

(**) Term: **14 Years**

(21) Appl. No.: **29/333,974**

(22) Filed: **Mar. 18, 2009**

(51) **LOC (9) Cl.** **07-05**

(52) **U.S. Cl.** **D32/57**

(58) **Field of Classification Search** D32/55;
D5/53, 59; D6/582-585, 588, 604; 4/657,
4/581-583, 585-587; 15/215-217

See application file for complete search history.

(56) **References Cited**

U.S. PATENT DOCUMENTS

2,586,612 A * 2/1952 Caldwell 4/657
2,596,735 A * 5/1952 Suarez 4/657
D187,856 S * 5/1960 Timmons D32/57
3,005,209 A * 10/1961 Timmons, Jr. et al. 4/657

D193,835 S * 10/1962 Kraines et al. D32/57
D246,751 S * 12/1977 Yonkers D7/409
D554,820 S * 11/2007 Dretzka D32/57
D560,946 S * 2/2008 Malone D6/582

* cited by examiner

Primary Examiner—Cynthia E Ramirez

(74) *Attorney, Agent, or Firm*—Liu & Liu

(57) **CLAIM**

The ornamental design for a sink mat, as shown and described.

DESCRIPTION

FIG. 1 is a right perspective view of a sink mat showing our new design;

FIG. 2 is a left side view thereof;

FIG. 3 is a right side view thereof;

FIG. 4 is a top plan view thereof;

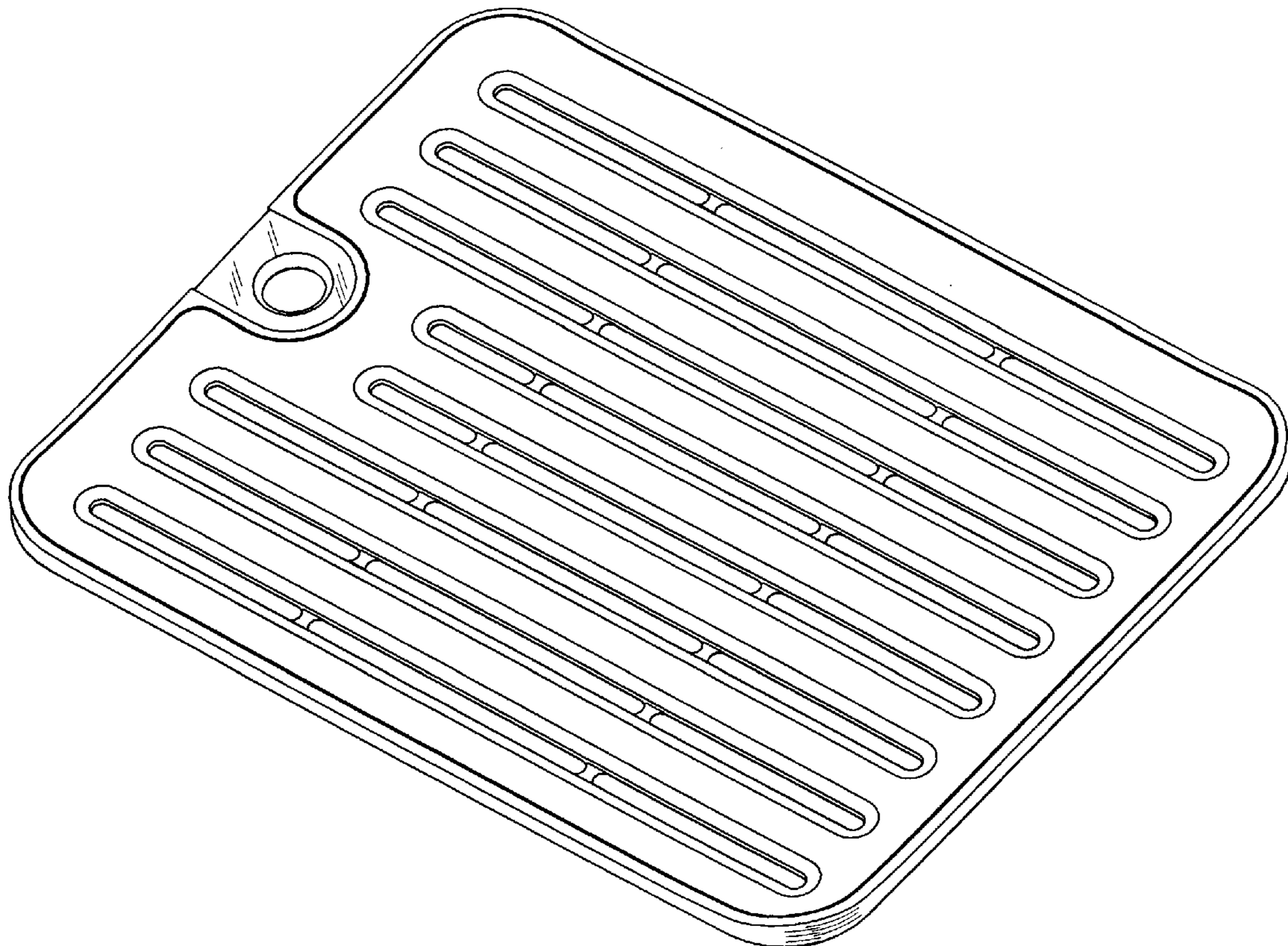
FIG. 5 is a bottom plan view thereof;

FIG. 6 is a front view thereof; and,

FIG. 7 is a rear view thereof.

The broken lines in FIG. 5 illustrate features that form no part of the claimed design.

1 Claim, 7 Drawing Sheets



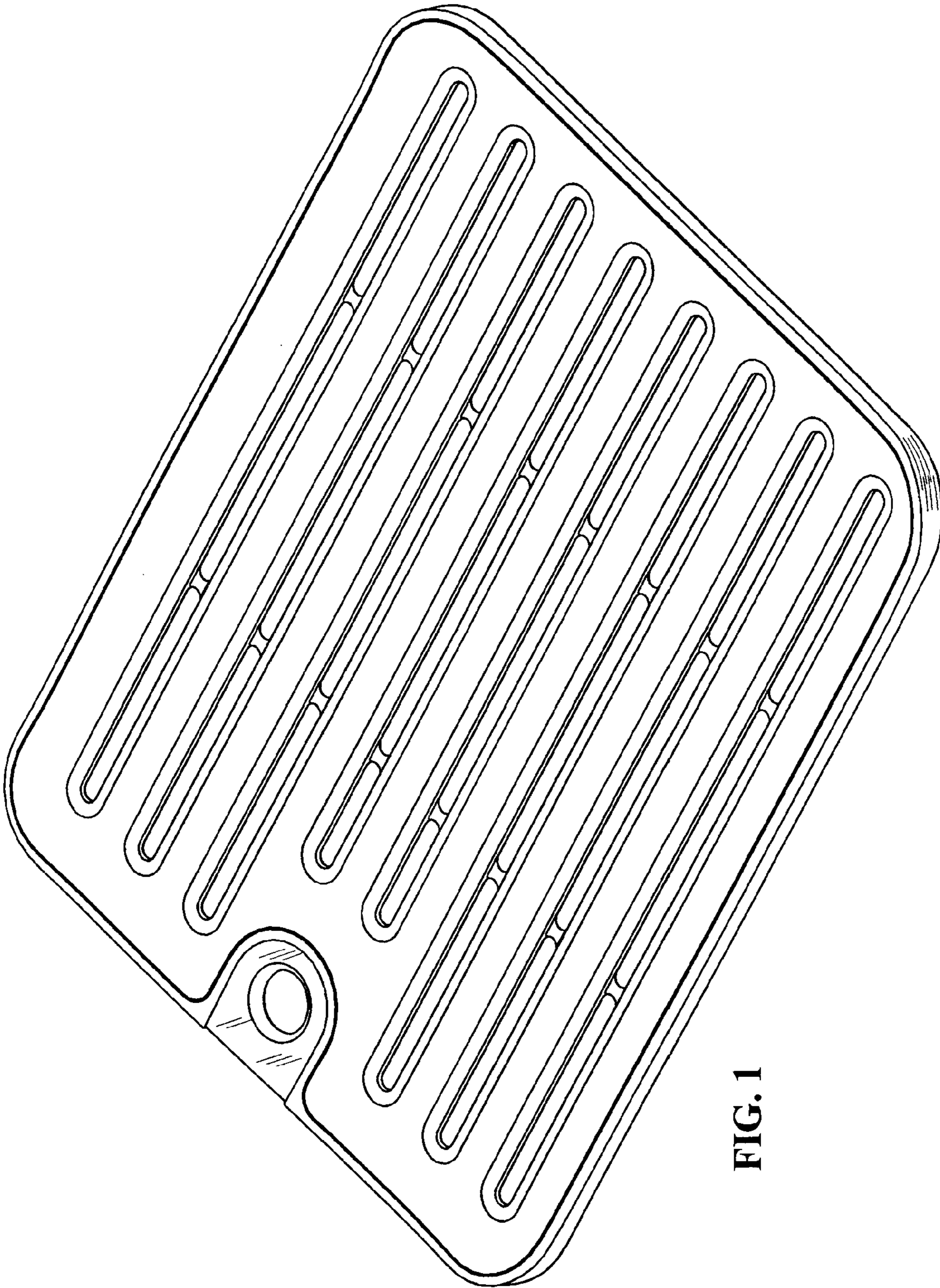


FIG. 1



FIG. 2



FIG. 3

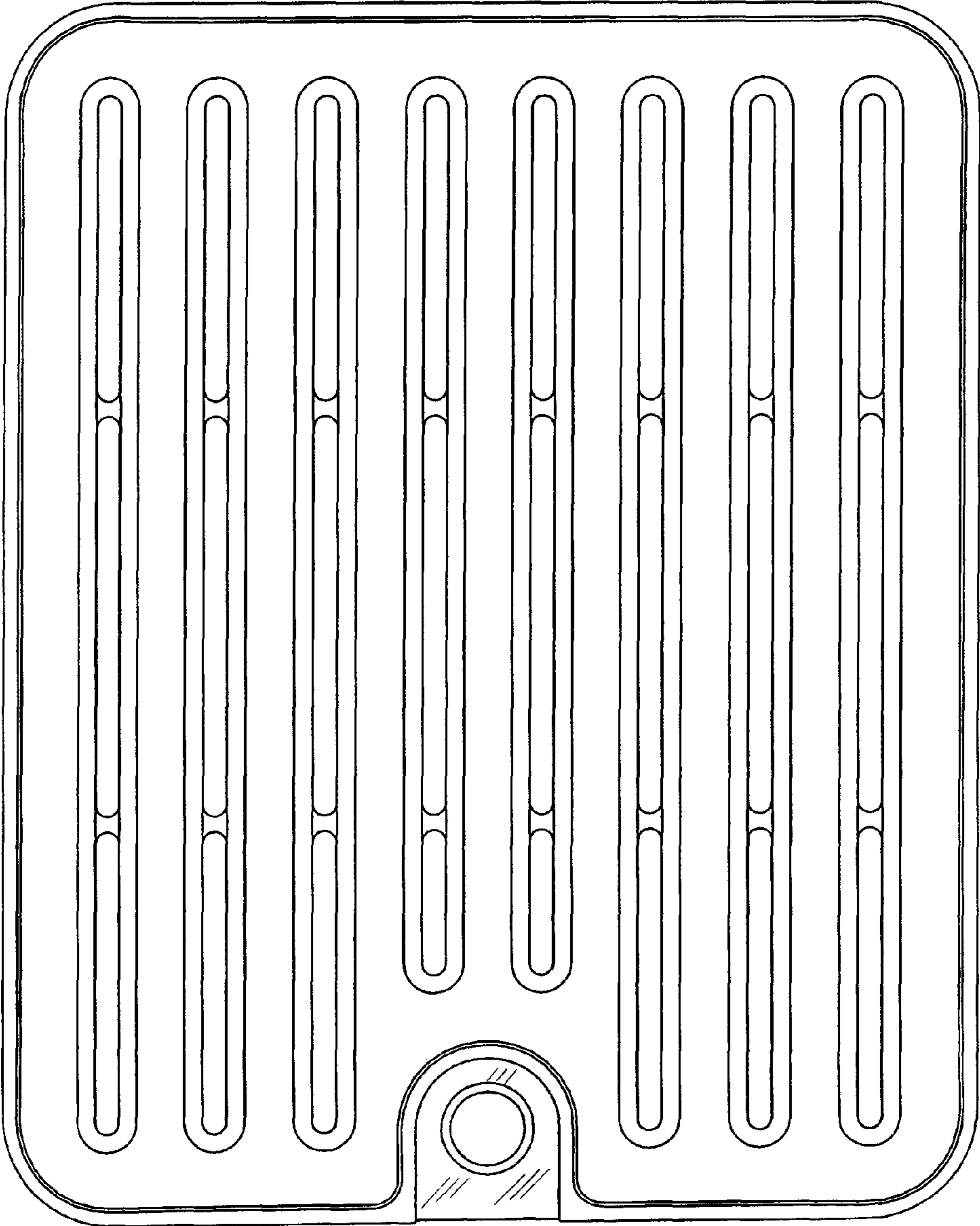


FIG. 4

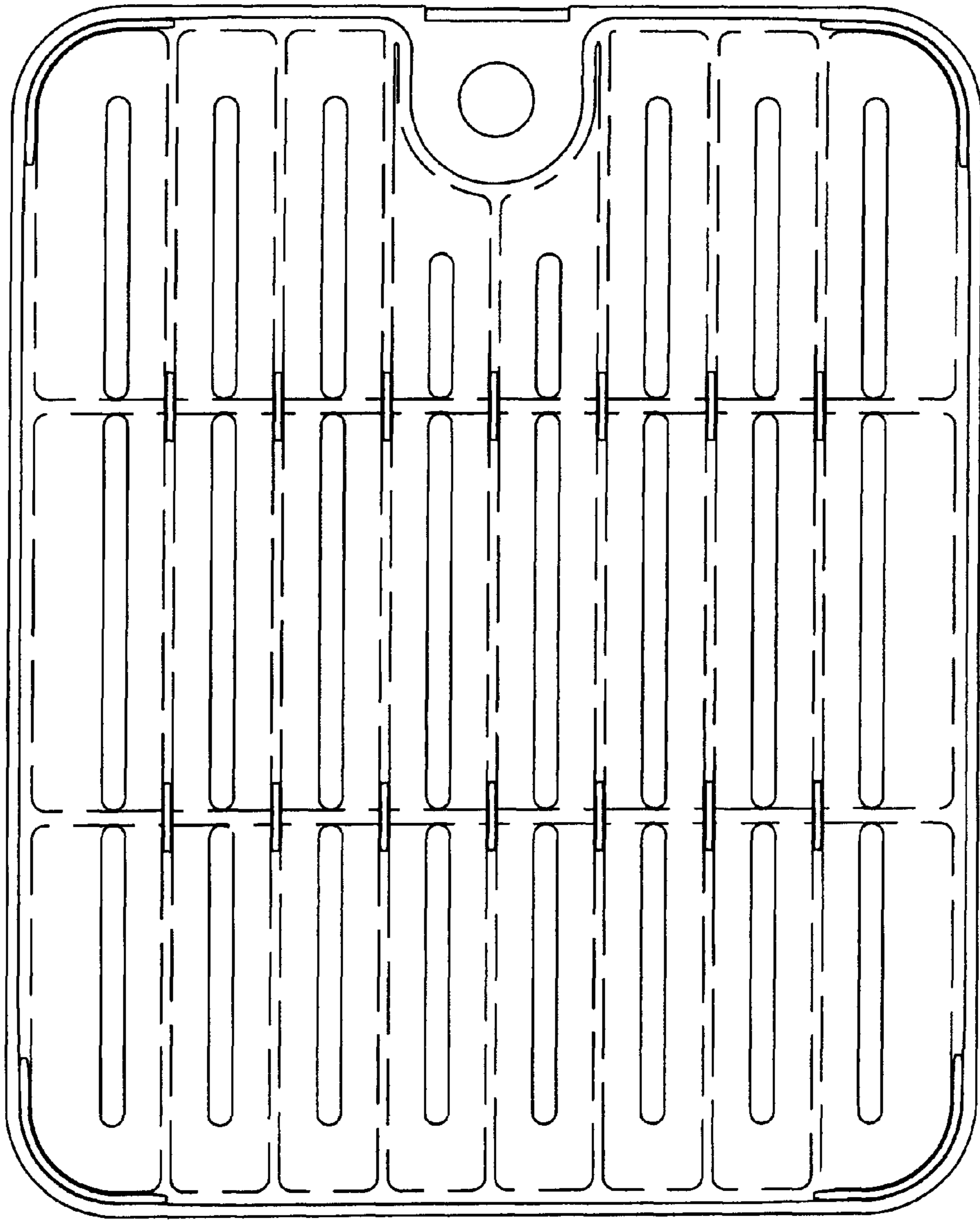


FIG. 5



FIG. 6

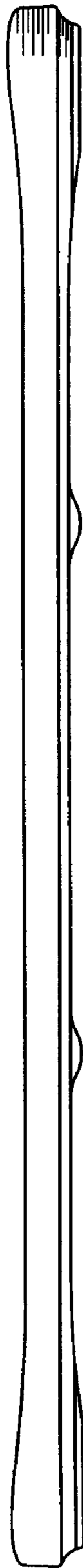


FIG. 7