



US00D625479S

(12) **United States Design Patent**
Cittadino et al.

(10) **Patent No.:** **US D625,479 S**

(45) **Date of Patent:** **** Oct. 12, 2010**

(54) **HAMPER**

(75) Inventors: **Kyle Cittadino**, Howell, NJ (US); **Kevin Didehvar**, Hockessin, DE (US); **Nina Barnett**, Elkton, MD (US); **Joseph Vaccaro**, West Chester, PA (US)

(73) Assignee: **Zenith Products Corporation**, New Castle, DE (US)

(**) Term: **14 Years**

(21) Appl. No.: **29/359,923**

(22) Filed: **Apr. 16, 2010**

(51) **LOC (9) Cl.** **07-07**

(52) **U.S. Cl.** **D32/37**

(58) **Field of Classification Search** D32/37;
D3/294; D6/432, 437, 448, 559; D34/1,
D34/7; 220/669, 671, 810, 829-833, 908,
220/909, 913; 232/18, 43.2; 312/265.2,
312/278, 213

See application file for complete search history.

(56) **References Cited**

U.S. PATENT DOCUMENTS

315,770	A *	4/1885	Gordon	312/213
736,003	A *	8/1903	Orrick	312/213
D63,106	S *	10/1923	Krisher	D32/37
1,917,363	A *	7/1933	Fohn	232/43.2
D213,335	S *	2/1969	Wolff	D32/37
3,843,222	A *	10/1974	Berkun	312/265.2
3,866,824	A *	2/1975	Lewis	232/43.2
D303,858	S *	10/1989	Coleman	D32/37
D353,237	S *	12/1994	Banker	D32/37
D430,963	S *	9/2000	Adams	D32/37
D440,722	S	4/2001	Walker		
D459,618	S *	7/2002	Winter et al.	D6/448
D461,972	S *	8/2002	Everett	D6/448

D463,637	S *	9/2002	Walker	D32/37
D489,197	S *	5/2004	Harwanko	D6/448
D492,857	S *	7/2004	Harwanko	D6/432
D504,266	S *	4/2005	Clucas	D6/559
D509,392	S *	9/2005	Walker	D6/559
D544,276	S *	6/2007	Walker	D6/559
D545,515	S	6/2007	Clucas		
D591,077	S *	4/2009	Greiner	D6/432
2004/0069787	A1 *	4/2004	Gruennert et al.	220/909

OTHER PUBLICATIONS

<http://www.buy.com/retailproduct.asp?sku=209209838>
&listingid=35272245; Redmon Wood Hamper with Interior Bag;
web page printout date: May 28, 2010; original web posting date and
product availability date: unknown; 2 pages.

* cited by examiner

Primary Examiner—T. Chase Nelson

(74) *Attorney, Agent, or Firm*—Panitch Schwarze Belisario &
Nadel LLP

(57) **CLAIM**

The ornamental design for a hamper, as shown and described.

DESCRIPTION

FIG. 1 is a front perspective view of the hamper in accordance with our new design;

FIG. 2 is a front elevational view thereof;

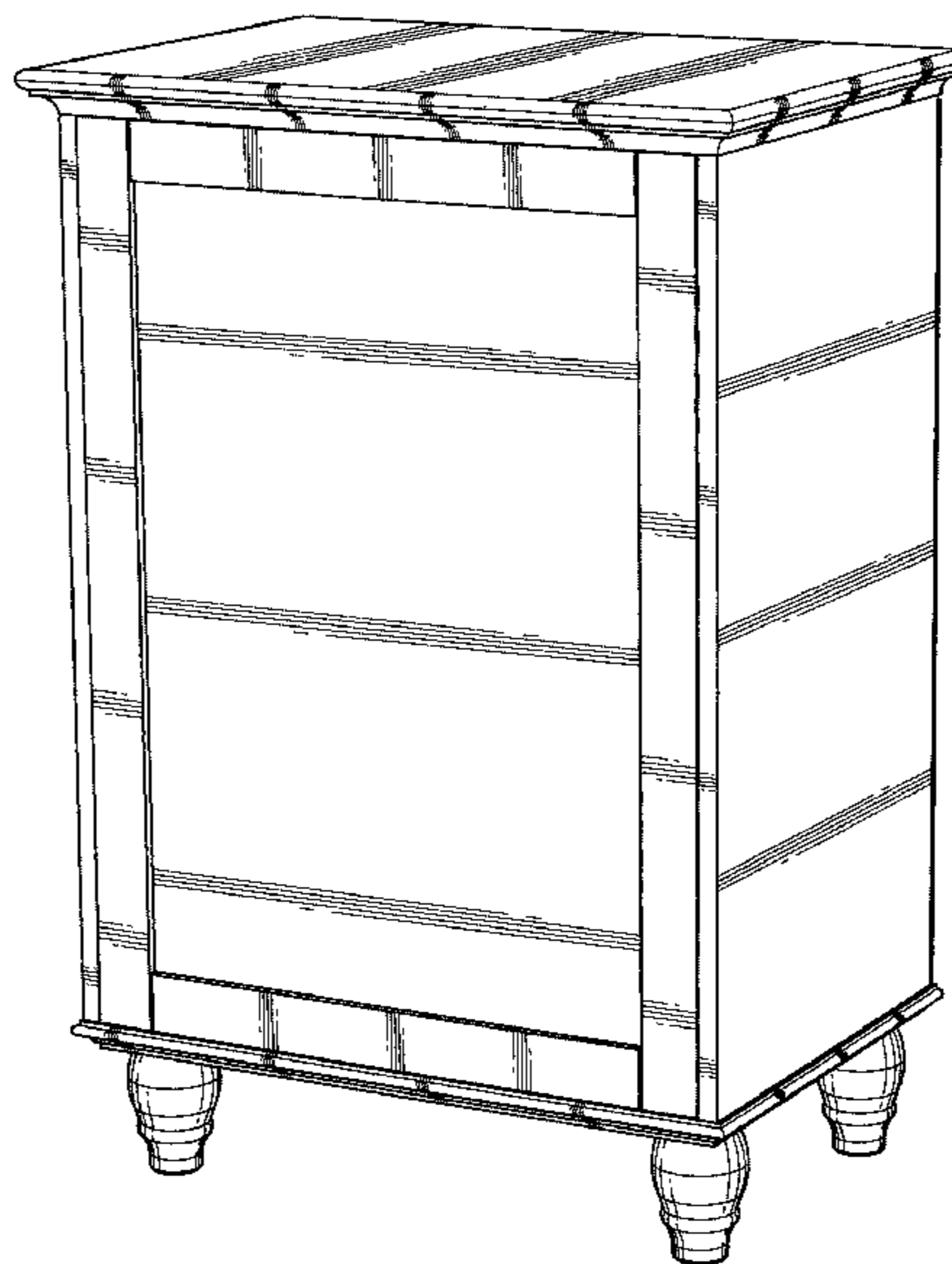
FIG. 3 is a top plan view thereof; and,

FIG. 4 is a left side elevational view thereof, a right side elevational view being a mirror image thereof.

The broken lines in the figures are for illustrative purposes only and form no part of the claimed design.

The bottom and rear views of the cabinet are not shown in the drawings or described in the specification and, therefore, form no part of the claimed design.

1 Claim, 3 Drawing Sheets



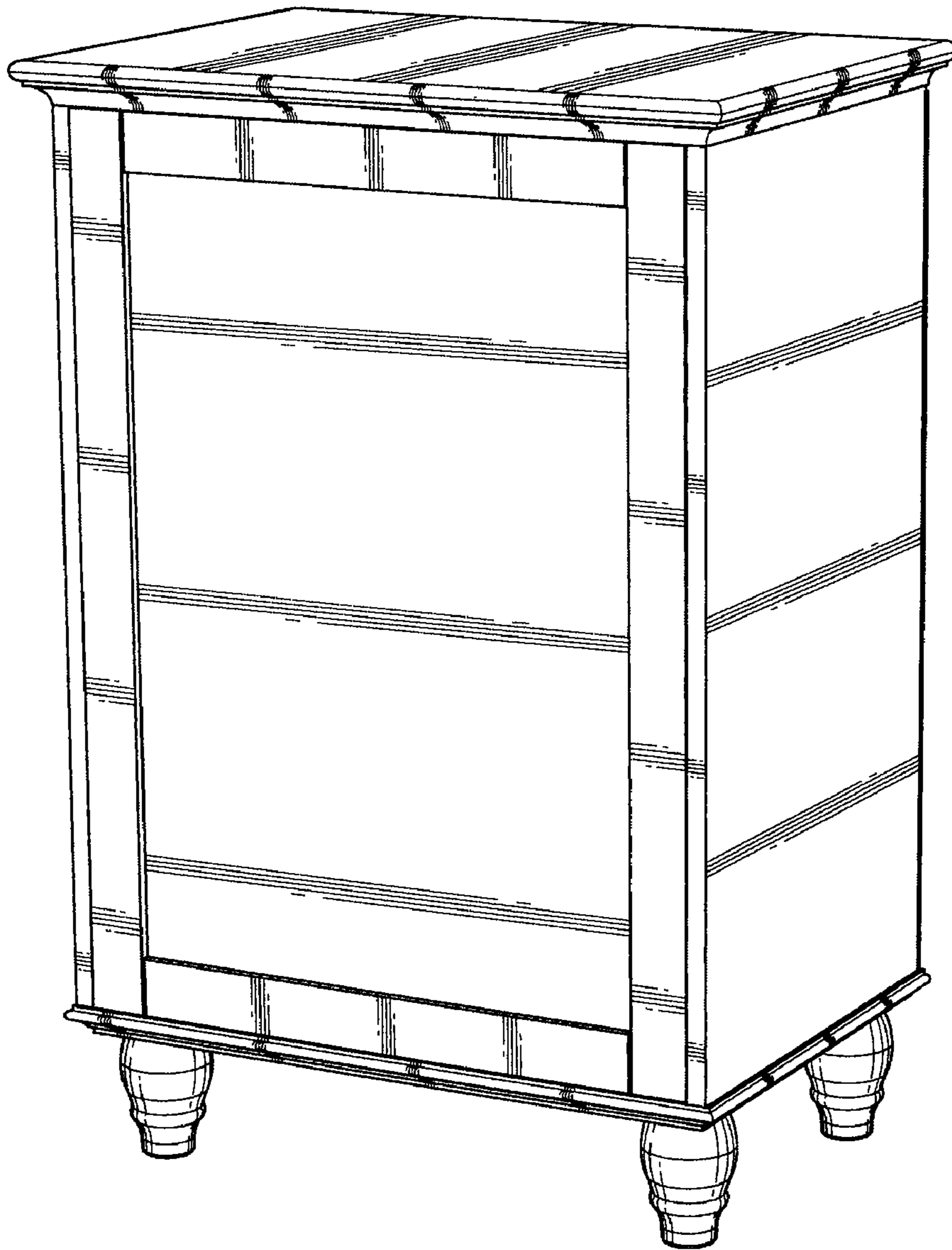


FIG. 1

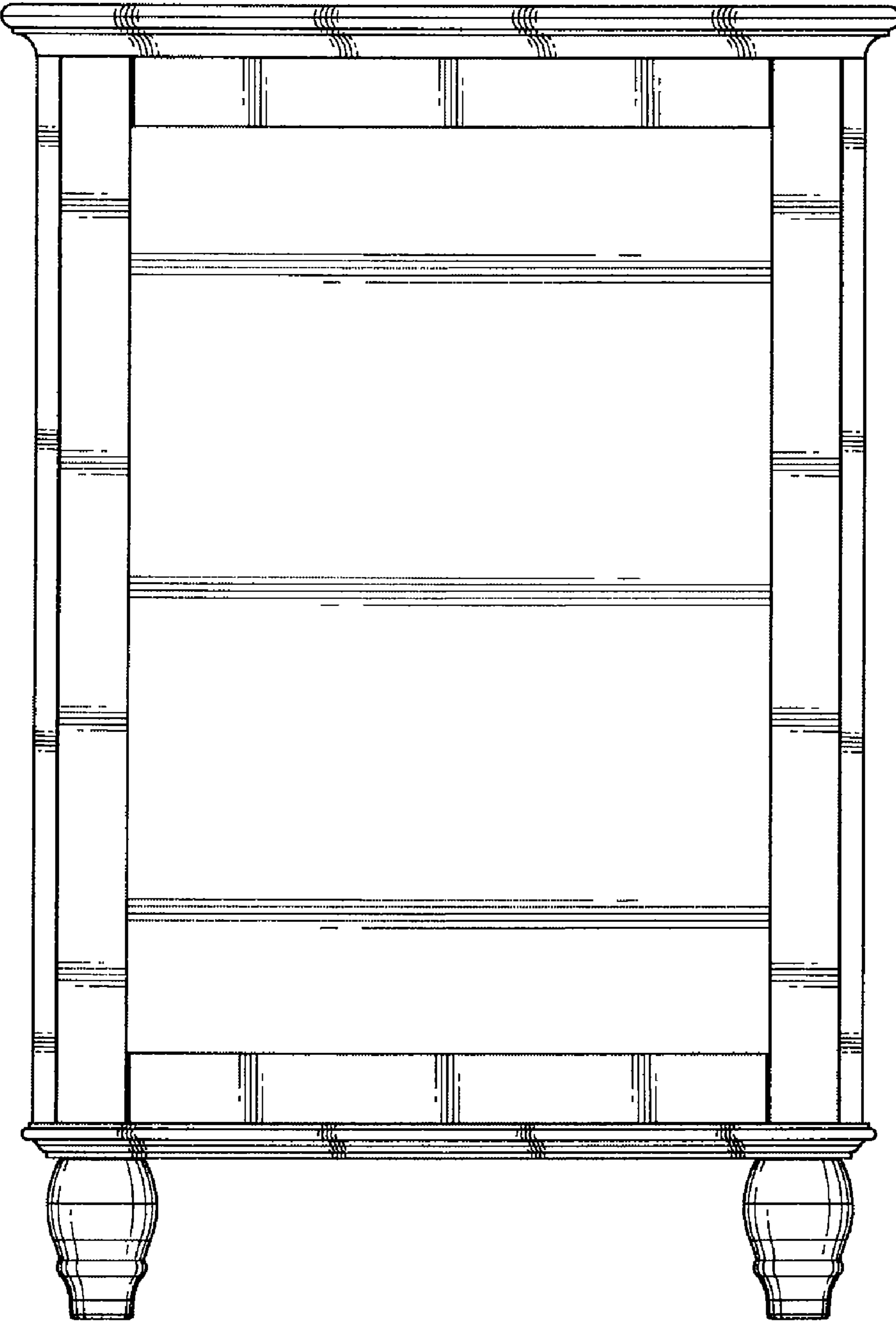


FIG. 2

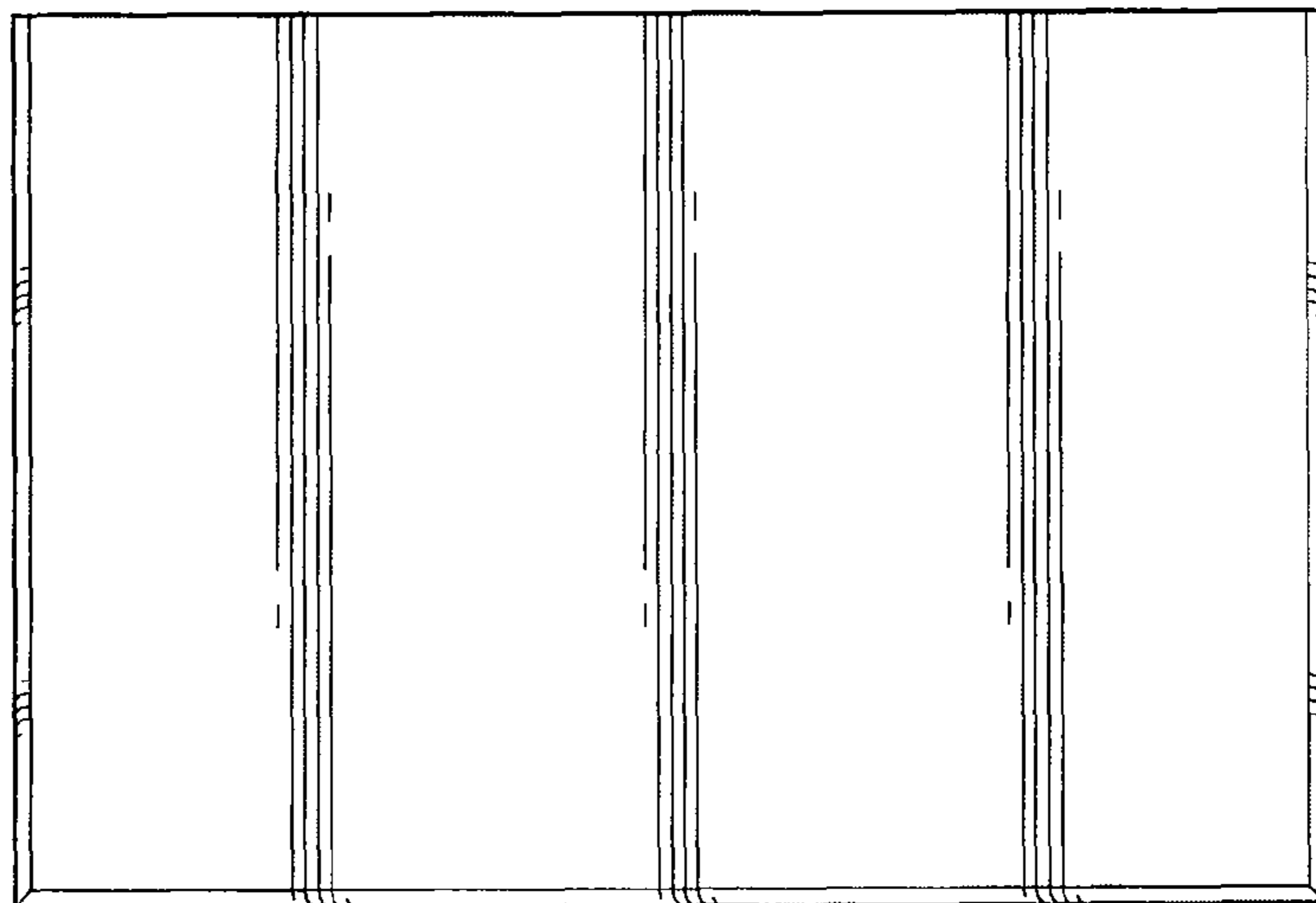


FIG. 3




FIG. 4