



US00D625464S

(12) **United States Design Patent**
Huang

(10) **Patent No.:** **US D625,464 S**

(45) **Date of Patent:** **** Oct. 12, 2010**

(54) **GAS LIGHTER**

(76) Inventor: **Xinhua Huang**, No. 239, Northern The
Third Circular Road, East, Cixi, Ningbo,
Zhejiang Province (CN) 315600

(**) Term: **14 Years**

(21) Appl. No.: **29/353,508**

(22) Filed: **Jan. 10, 2010**

(51) **LOC (9) Cl.** **27-05**

(52) **U.S. Cl.** **D27/154**

(58) **Field of Classification Search** D27/139,
D27/141, 154-160; 131/185, 234, 249; D7/416,
D7/417; 431/129, 143, 153, 253-256, 273-277
See application file for complete search history.

(56) **References Cited**

U.S. PATENT DOCUMENTS

D182,519 S *	4/1958	Jones	D27/155
D243,197 S *	1/1977	Stuetzer	D27/154
D359,143 S *	6/1995	Higuchi	D27/154
D375,814 S *	11/1996	Inoue et al.	D27/141
D377,235 S *	1/1997	Inoue et al.	D27/141
D393,328 S *	4/1998	Inoue et al.	D27/154
D411,898 S *	7/1999	Inoue et al.	D27/154
6,206,689 B1 *	3/2001	Doucet et al.	431/153
D452,583 S *	12/2001	Capilla	D27/154
D465,879 S *	11/2002	Abouni	D27/154
D467,683 S *	12/2002	Lin	D27/154
D476,442 S *	6/2003	Nakamura	D27/154
D530,855 S *	10/2006	Ruan	D27/154

D531,353 S *	10/2006	Ruan	D27/154
D531,355 S *	10/2006	Huang	D27/154
D532,549 S *	11/2006	Ruan	D27/154
D534,681 S *	1/2007	Ruan	D27/154
D535,436 S *	1/2007	Luo	D27/154
D537,197 S *	2/2007	Liu	D27/142
D555,283 S *	11/2007	Luo	D27/154
D560,307 S *	1/2008	Huang	D27/154
D560,849 S *	1/2008	Yang	D27/142
D570,040 S *	5/2008	Jiang	D27/154
D572,405 S *	7/2008	Yang	D27/154
D574,996 S *	8/2008	Huang	D27/154
2003/0143504 A1 *	7/2003	Chung	431/153
2007/0281261 A1 *	12/2007	Huang	431/153

* cited by examiner

Primary Examiner—Stella M Reid

Assistant Examiner—Keli L Hill

(57) **CLAIM**

The ornamental design for the gas lighter, as shown and described.

DESCRIPTION

FIG. 1 is a front view of a gas lighter showing my new design;

FIG. 2 is left side view thereof;



FIG. 3 is a top view thereof;

FIG. 4 is a bottom view thereof;

FIG. 5 is a rear view thereof; and,

FIG. 6 is a right side view thereof.

1 Claim, 2 Drawing Sheets






FIG. 1




FIG. 2

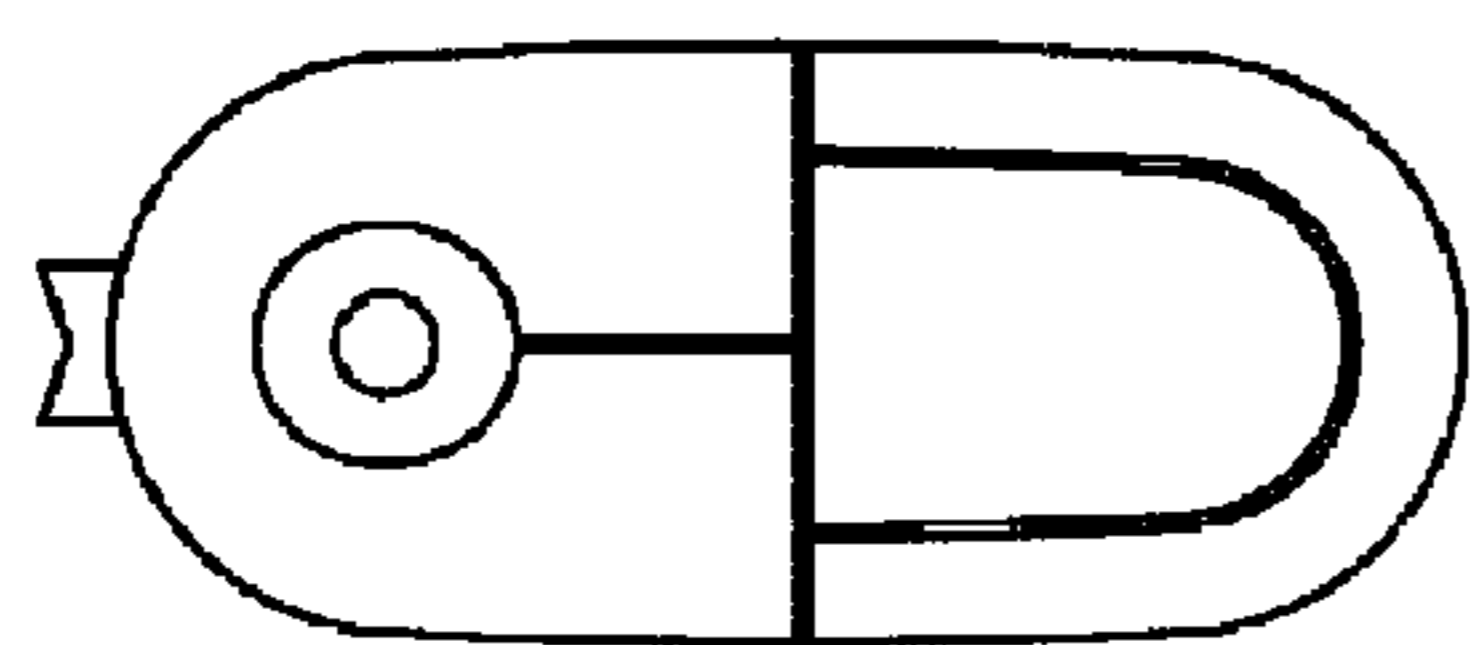


FIG. 3




FIG. 4




FIG. 5




FIG. 6