



US00D625461S

(12) **United States Design Patent**
Yao

(10) **Patent No.:** **US D625,461 S**
(45) **Date of Patent:** **** Oct. 12, 2010**

(54) **LIGHT CONDENSATION LAMPSHADE**

(76) **Inventor:** **Yihui Yao**, Number 18, Ke Ji Road East,
High & New Technology Development
Zone, Huanghe Road, Shantou,
Guangdong 515041 (CN)

(**) **Term:** **14 Years**

(21) **Appl. No.:** **29/359,613**

(22) **Filed:** **Apr. 13, 2010**

(51) **LOC (9) Cl.** **26-99**

(52) **U.S. Cl.** **D26/118**

(58) **Field of Classification Search** D26/28,
D26/30, 31, 118, 2, 74, 152, 38, 26, 142,
D26/123, 122, 120, 128, 131, 133, 134, 119,
D26/121, 124, 129, 138, 139, 140, 141, 61,
D26/63, 107, 67, 71, 70, 72; 362/294, 373,
362/493, 496, 509, 147, 257, 296, 317, 326,
362/331, 335, 340, 350, 364, 384, 365; D23/411;
D13/180; 40/572, 592; D20/10, 17, 42;
248/343, 323; 174/58; D8/16, 354, 355,
D8/366, 373, 380, 381, 382, 383
See application file for complete search history.

(56) **References Cited**

U.S. PATENT DOCUMENTS

39,701 A * 8/1863 Watkins 112/423
2,092,664 A * 9/1937 Bray 340/321
2,838,750 A * 6/1958 Rose 340/321
D209,318 S * 11/1967 Stone D26/8

3,585,379 A * 6/1971 Yamamoto et al. 362/311.03
D330,746 S * 11/1992 Zazulia D23/209
5,595,434 A * 1/1997 Pasch et al. 362/102
D447,250 S * 8/2001 Dionne et al. D25/126
D481,472 S * 10/2003 Lam D26/8
D515,723 S * 2/2006 Chen D26/67
6,994,451 B2 * 2/2006 Galli 362/202
D565,235 S * 3/2008 Smith D26/118
D575,441 S * 8/2008 Chen D26/120
D585,586 S * 1/2009 Ishibashi D26/118

* cited by examiner

Primary Examiner—Cathron C Brooks

Assistant Examiner—Kevin K Rudzinski

(74) *Attorney, Agent, or Firm*—Christie, Parker & Hale, LLP

(57) **CLAIM**

The ornamental design for a light condensation lampshade, as shown and described.

DESCRIPTION

FIG. 1 is a bottom view of the light condensation lampshade;

FIG. 2 is a side view thereof;

FIG. 3 is a front view thereof;



FIG. 4 is a cross-sectional view taken along line 4—4 in FIG. 2;

FIG. 5 is a top view thereof;

FIG. 6 is a top perspective view thereof; and,

FIG. 7 is a bottom perspective view thereof.

1 Claim, 2 Drawing Sheets



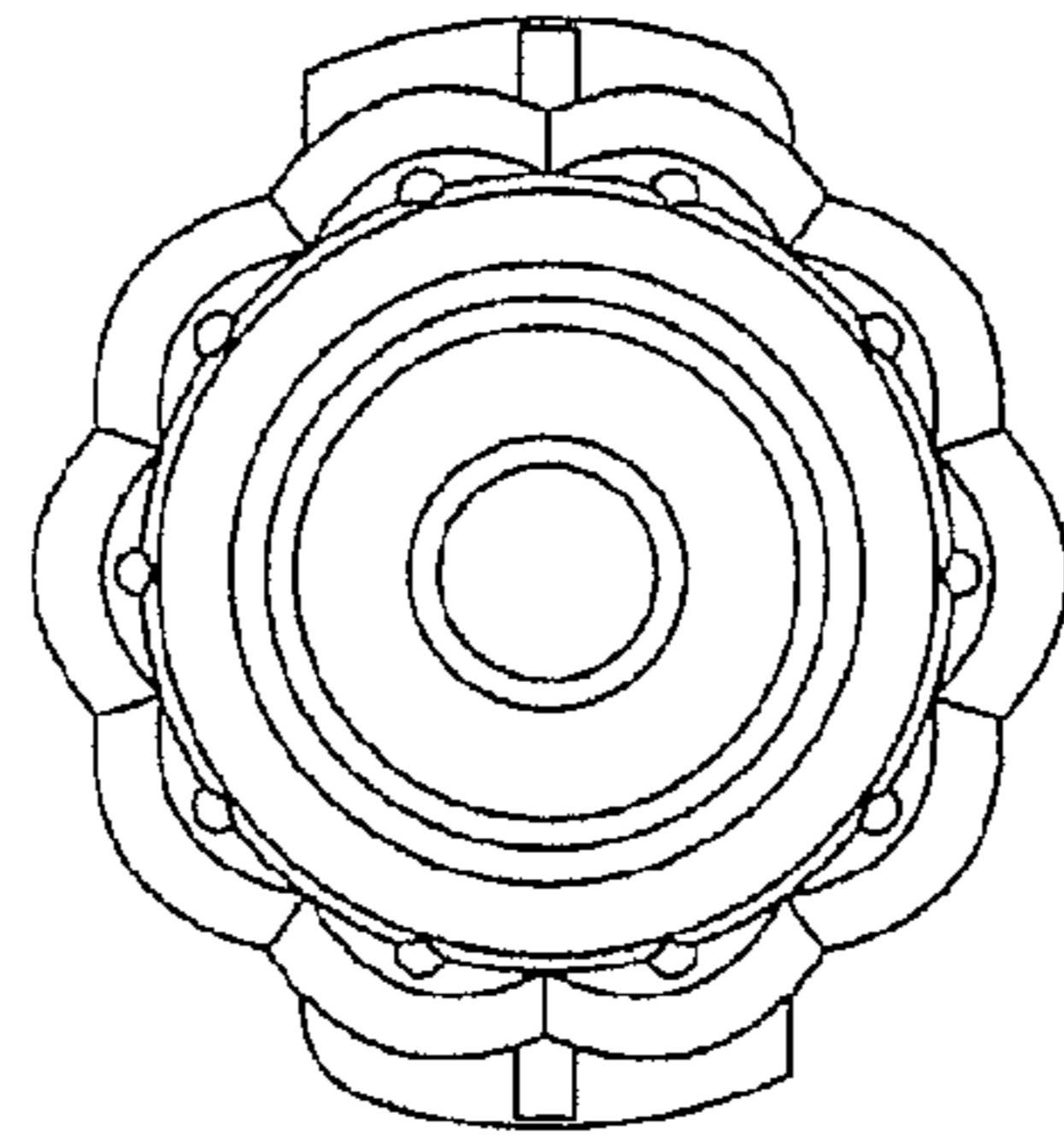


FIG. 1




FIG. 2




FIG. 3

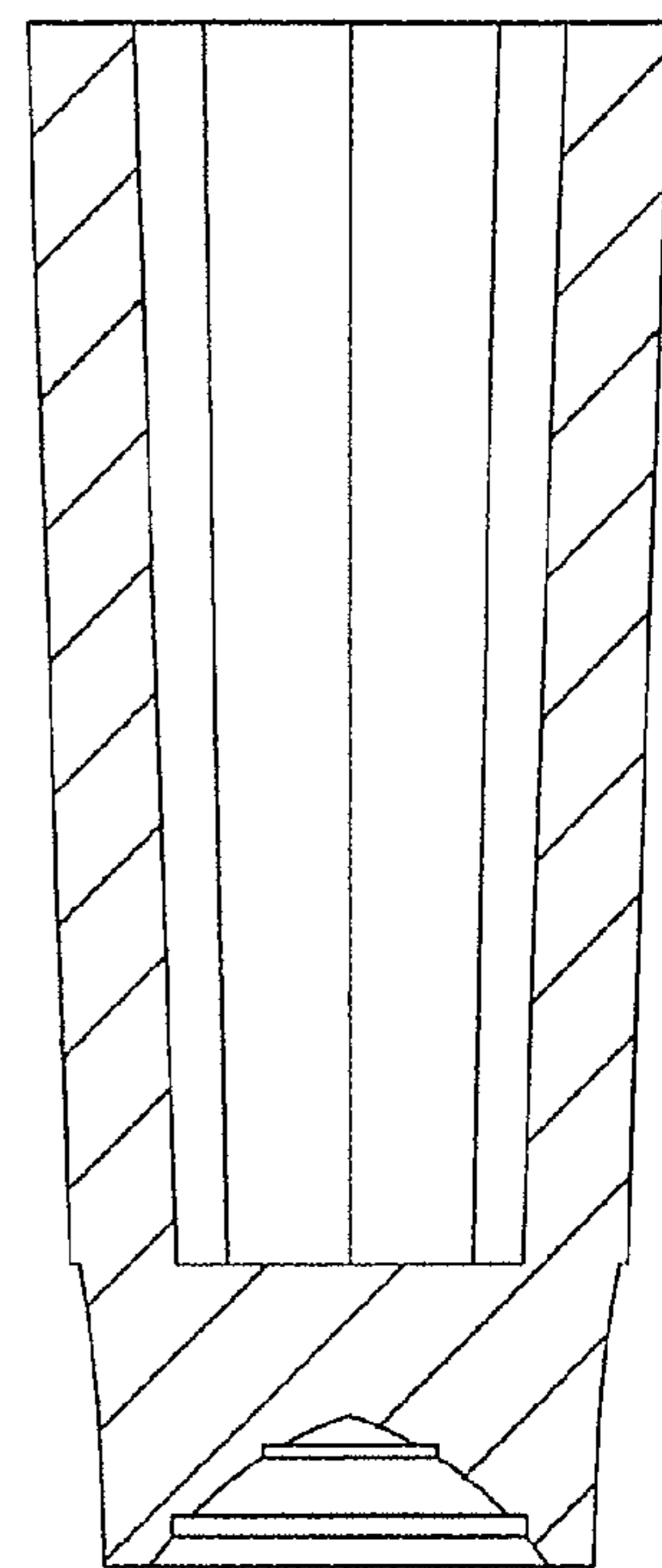


FIG. 4




FIG. 5




FIG. 6




FIG. 7