



US00D625449S

(12) **United States Design Patent**
Rueping

(10) **Patent No.:** **US D625,449 S**

(45) **Date of Patent:** **** Oct. 12, 2010**

(54) **LAMP**

(76) Inventor: **Andreas Rueping**, Hohe Strasse 28,
70176 Stuttgart (DE)

(**) Term: **14 Years**

(21) Appl. No.: **29/348,419**

(22) Filed: **Jan. 4, 2010**

(30) **Foreign Application Priority Data**

Jul. 10, 2009 (EM) 001577636-0001

(51) **LOC (9) Cl.** **26-05**

(52) **U.S. Cl.** **D26/60**

(58) **Field of Classification Search** D26/60,
D26/61-66, 34, 37, 51; 362/98, 99, 396,
362/109, 200, 190, 191, 430, 197, 198, 277-288,
362/418, 427

See application file for complete search history.

(56) **References Cited**

U.S. PATENT DOCUMENTS

6,619,813 B1 * 9/2003 Schnell 362/116

D513,084 S * 12/2005 Parker et al. D26/37
D541,965 S * 5/2007 Shiu D26/60
D544,388 S * 6/2007 Chisholm D10/114
D585,576 S * 1/2009 Chisholm D26/39

* cited by examiner

Primary Examiner—Susan M Lee

Assistant Examiner—Linda G. Brooks

(74) *Attorney, Agent, or Firm*—Collard & Roe, P.C.


(57) **CLAIM**

The ornamental design for a lamp, as shown and described.

DESCRIPTION

FIG. 1 shows a rear view of a lamp showing my new design;
FIG. 2 shows a left side view thereof;
FIG. 3 shows a top view thereof;
FIG. 4 shows a right side view thereof;
FIG. 5 shows a bottom view thereof; and,
FIG. 6 shows a front view thereof.

1 Claim, 6 Drawing Sheets






FIG. 1

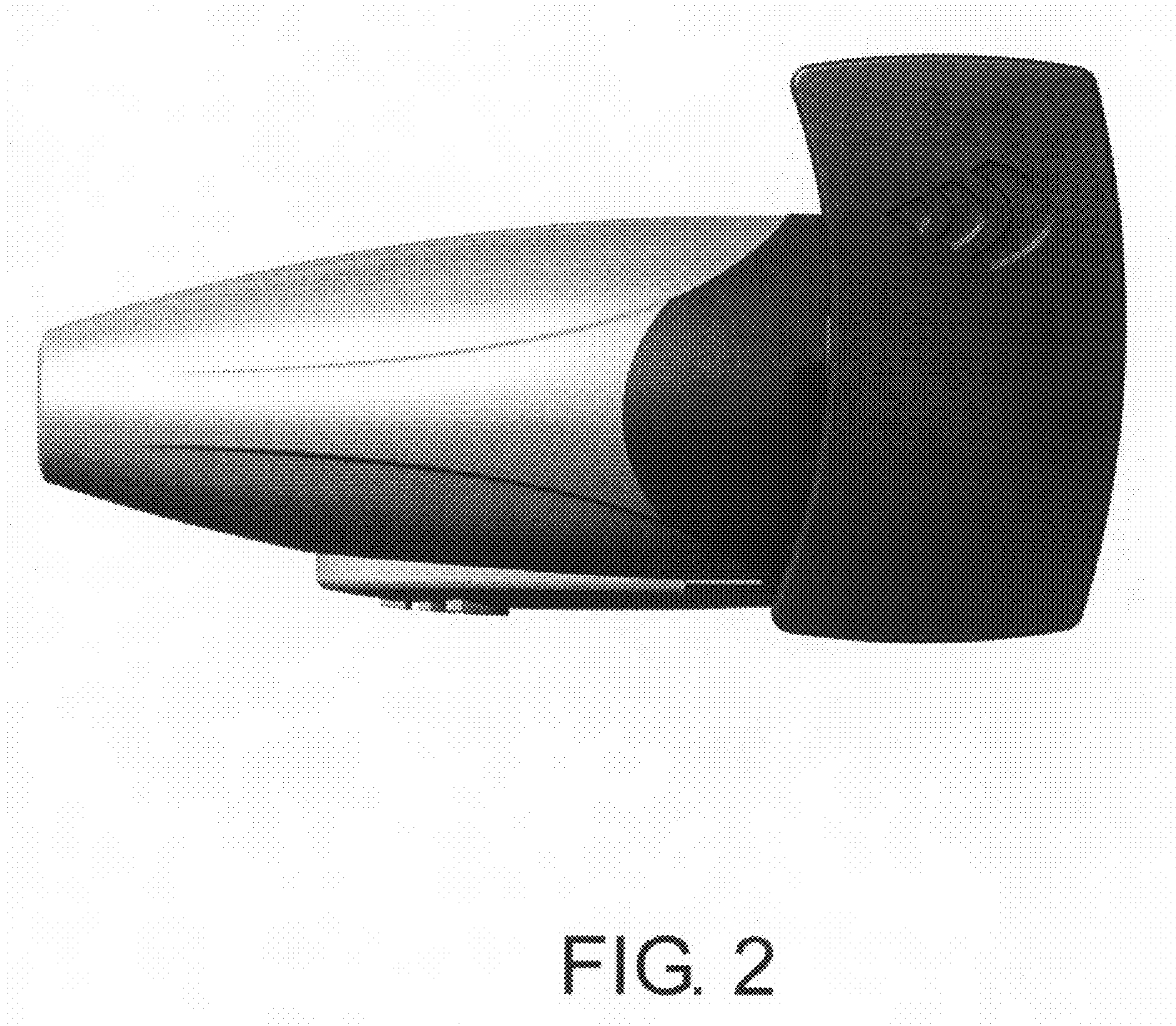


FIG. 2




FIG. 3




FIG. 4




FIG. 5




FIG. 6