



US00D625447S

(12) **United States Design Patent**
Brown et al.

(10) **Patent No.:** **US D625,447 S**

(45) **Date of Patent:** **** Oct. 12, 2010**

(54) **LIGHTING DEVICE**

(75) Inventors: **John R Brown**, Mosman (AU); **Angelo Kotsis**, Marrickville (AU); **David A Spartano**, Brunswick, OH (US)

(73) Assignee: **Eveready Battery Company, Inc.**, St. Louis, MO (US)

(**) Term: **14 Years**

(21) Appl. No.: **29/353,594**

(22) Filed: **Jan. 12, 2010**

(51) **LOC (9) Cl.** **26-02**

(52) **U.S. Cl.** **D26/49; D26/51**

(58) **Field of Classification Search** D26/37,
D26/38, 49, 46

See application file for complete search history.

(56) **References Cited**

U.S. PATENT DOCUMENTS

D158,658 S * 5/1950 Gould D26/49
D443,374 S * 6/2001 van Klinken D26/49
D450,339 S * 11/2001 Eason D16/244
D463,591 S * 9/2002 Shiu D26/38
D493,007 S * 7/2004 Rugendyke et al. D26/37

D496,481 S * 9/2004 Wiesmeth D26/49
D496,482 S * 9/2004 Osiecki et al. D26/49
D505,506 S * 5/2005 Kolflat D26/37
D578,687 S * 10/2008 Hong D26/37

* cited by examiner

Primary Examiner—Charles A Rademaker

Assistant Examiner—Carissa C Fitts

(74) *Attorney, Agent, or Firm*—Gregory J. Adams

(57) **CLAIM**

We claim the ornamental design for a lighting device, as shown and described.

DESCRIPTION

FIG. 1 is a perspective view of the lighting device.

FIG. 2 is a second perspective view of the lighting device.

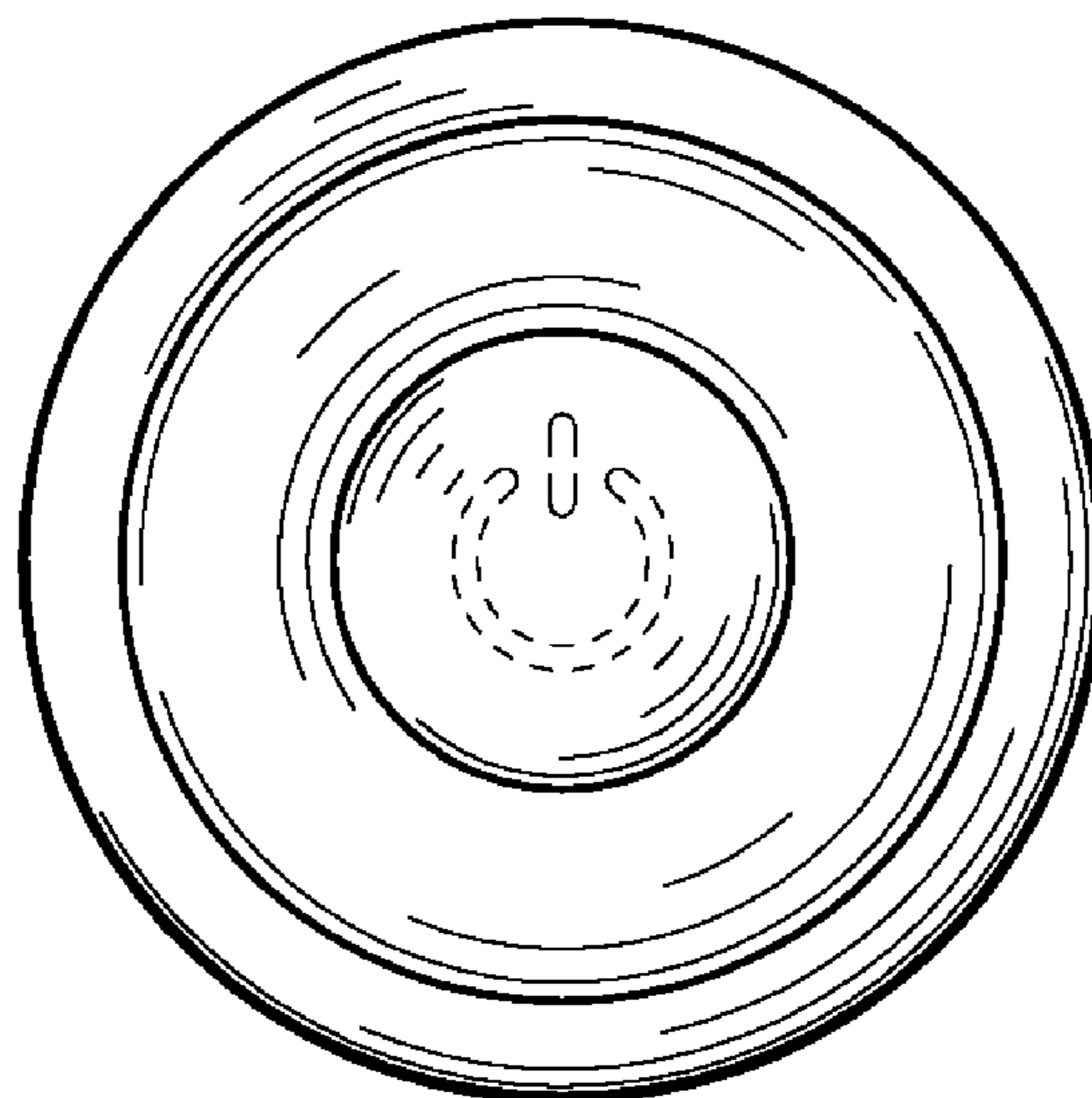
FIG. 3 is a right side view of the lighting device. The left side view, top view and bottom view are mirror images.

FIG. 4 is a front view of the lighting device; and,

FIG. 5 is a rear view of the lighting device.

Any broken line(s) shown are for illustrative purposes only and form no part of the claimed design.

1 Claim, 2 Drawing Sheets



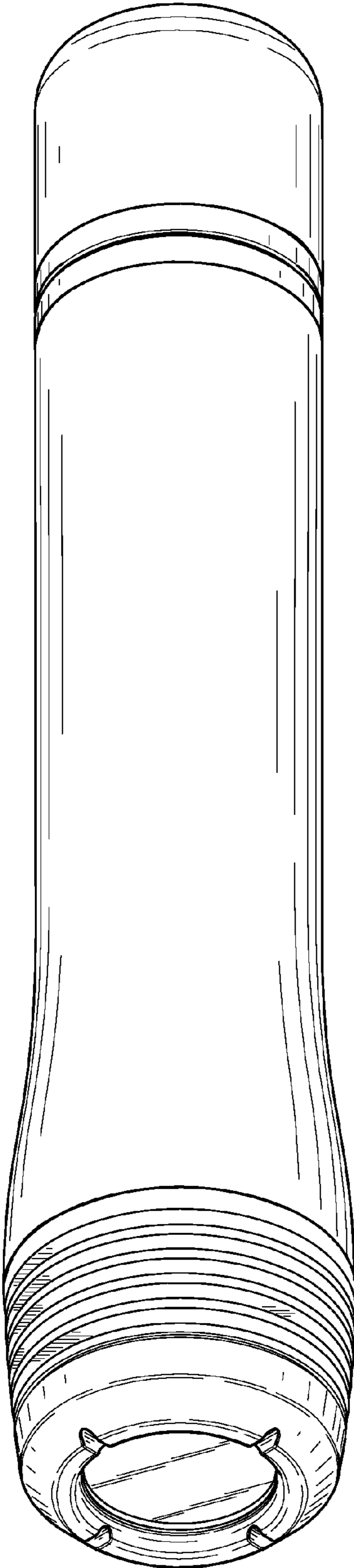


Fig. 1

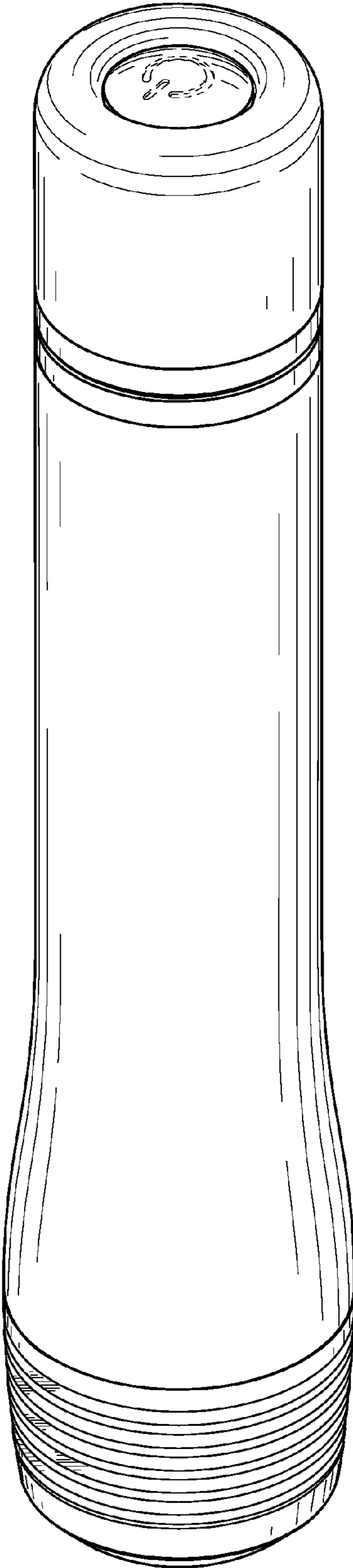


Fig. 2

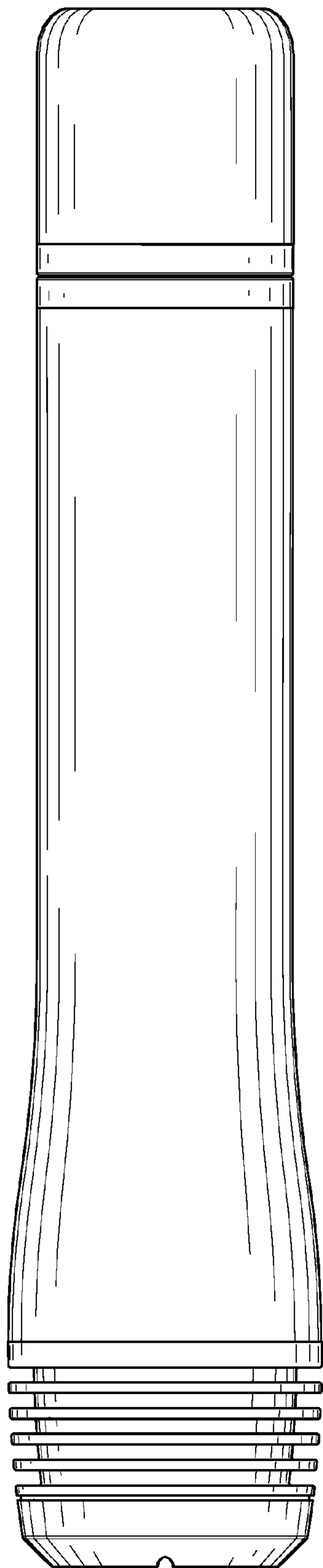


Fig. 3

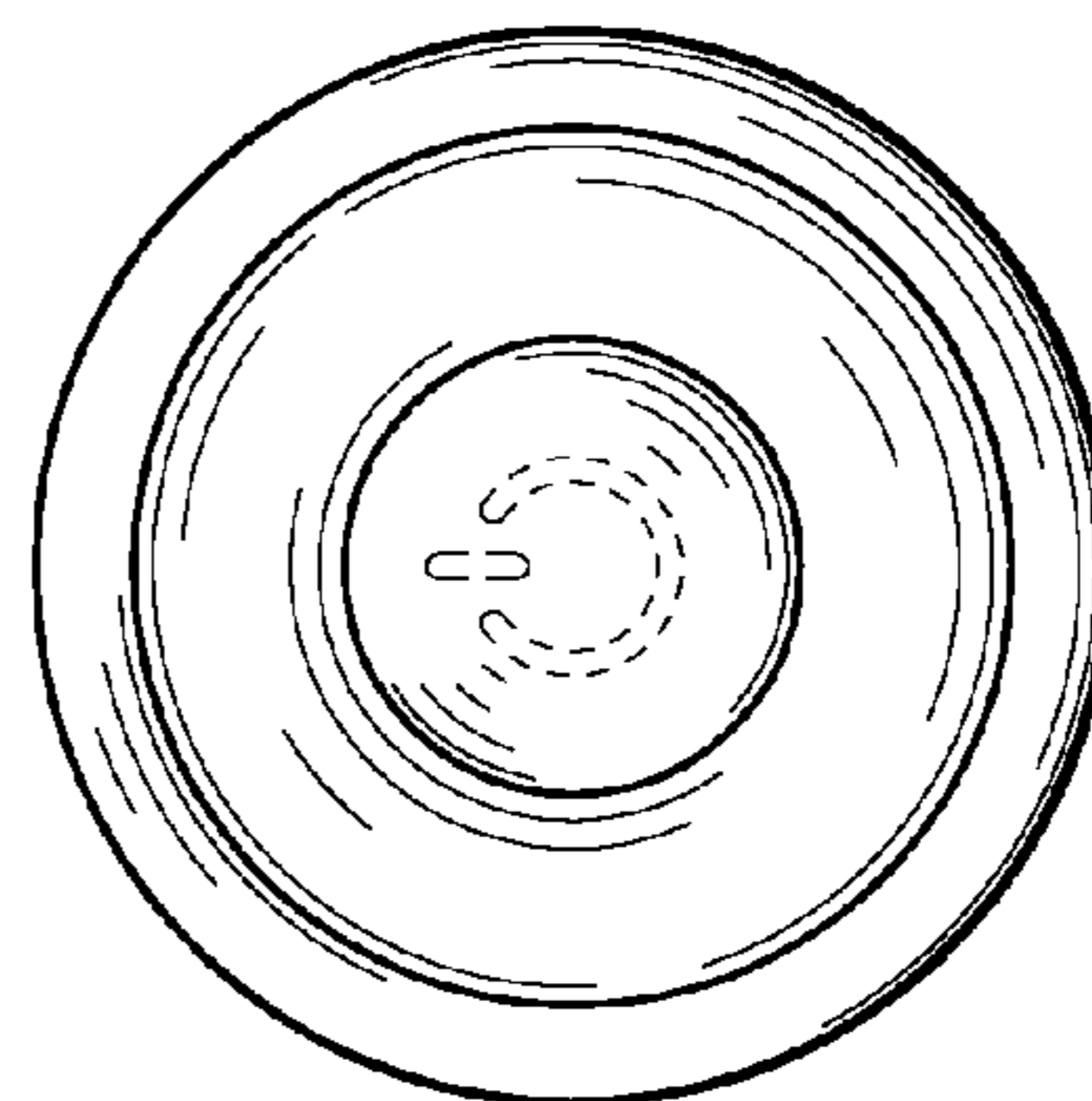


Fig. 5




Fig. 4