



US00D625414S

(12) **United States Design Patent**  
**Kagawa**

(10) **Patent No.:** **US D625,414 S**

(45) **Date of Patent:** **\*\* \*Oct. 12, 2010**

(54) **DENTAL HANDPIECE**

D492,413 S \* 6/2004 Willat et al. .... D24/152  
D597,670 S \* 8/2009 Maissami .... D24/152

(75) Inventor: **Takeshi Kagawa**, Kanuma (JP)

\* cited by examiner

(73) Assignee: **Nakanishi Inc.**, Kanuma-shi (JP)

*Primary Examiner*—Charles A Rademaker

(\*) Notice: This patent is subject to a terminal disclaimer.

*Assistant Examiner*—Charles D Hanson

(\*\*) Term: **14 Years**

(74) *Attorney, Agent, or Firm*—Hahn & Voight PLLC; Jason D. Voight

(21) Appl. No.: **29/343,464**

(57) **CLAIM**

(22) Filed: **Sep. 14, 2009**

The ornamental design for a dental handpiece, as shown and described.

(30) **Foreign Application Priority Data**

**DESCRIPTION**

Mar. 16, 2009 (JP) ..... 2009-005797

FIG. 1 is a front elevation of a dental handpiece showing my new design with the cord member shown in fragment for ease of illustration, the side opposite being a mirror image;

(51) **LOC (9) Cl.** ..... **24-02**

(52) **U.S. Cl.** ..... **D24/152**

FIG. 2 is a right side elevation thereof;

(58) **Field of Classification Search** ..... D24/146,  
D24/152; D8/61; 433/126, 80, 82, 88, 132,  
433/190

FIG. 3 is a left side elevation thereof;

See application file for complete search history.

FIG. 4 is a plan elevation thereof;

(56) **References Cited**

FIG. 5 is a bottom elevation thereof;

**U.S. PATENT DOCUMENTS**

FIG. 6 is an enlarged right side elevation thereof;

3,921,297 A \* 11/1975 Vit ..... 433/80

FIG. 7 is an enlarged left side elevation thereof;

4,260,380 A \* 4/1981 Nash ..... 433/119

FIG. 8 is an enlarged front view thereof leftward of line A—A in FIG. 1;

5,127,831 A \* 7/1992 Bab ..... 433/80

FIG. 9 is a perspective view thereof; and,

5,158,455 A \* 10/1992 Bailey ..... 433/88

FIG. 10 is a referential view thereof, showing the full cord.

D428,146 S \* 7/2000 Svanberg et al. .... D24/133

The broken lines shown in FIG. 10 illustrate environment and form no part of the claimed design.

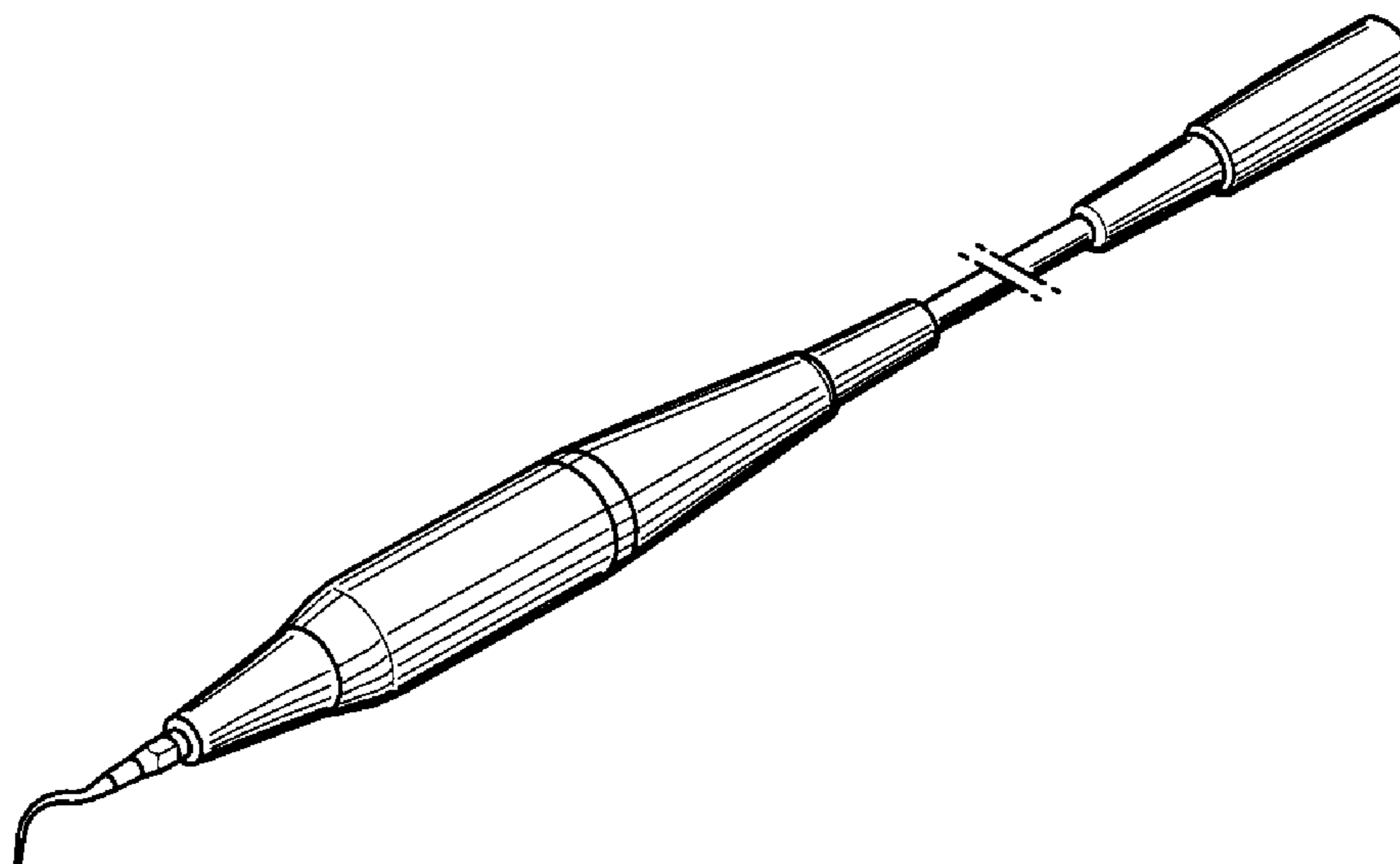
D458,682 S \* 6/2002 Szymaitis ..... D24/152

D466,775 S \* 12/2002 Koprass et al. .... D8/61

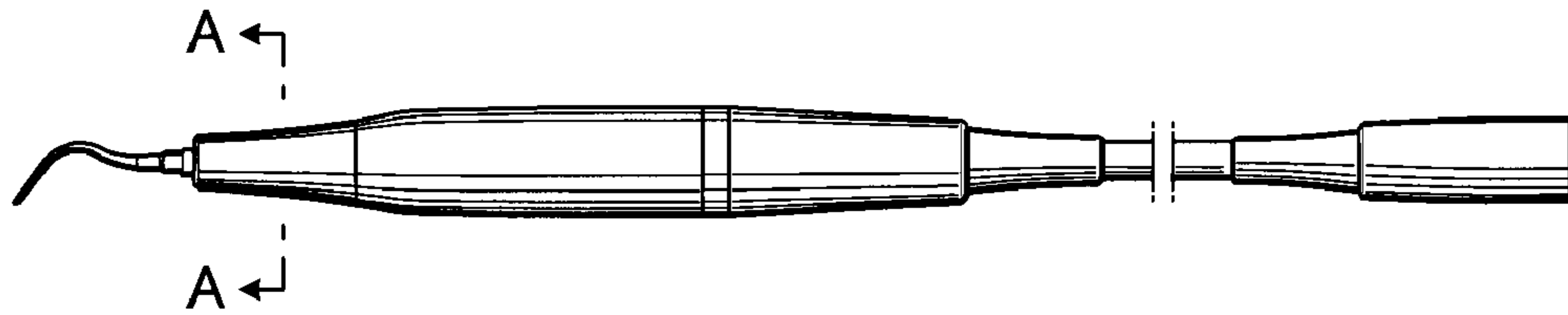
D486,911 S \* 2/2004 Willat et al. .... D24/152

D490,899 S \* 6/2004 Gagnon ..... D24/152

**1 Claim, 3 Drawing Sheets**



**FIG. 1**



**FIG. 2**



**FIG. 3**



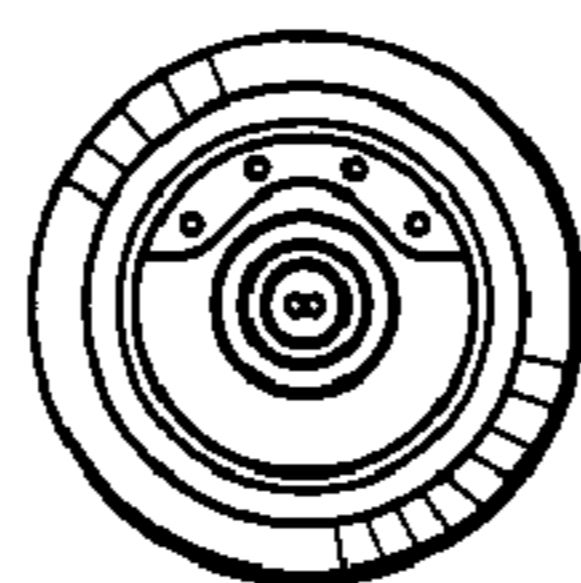
**FIG. 4**



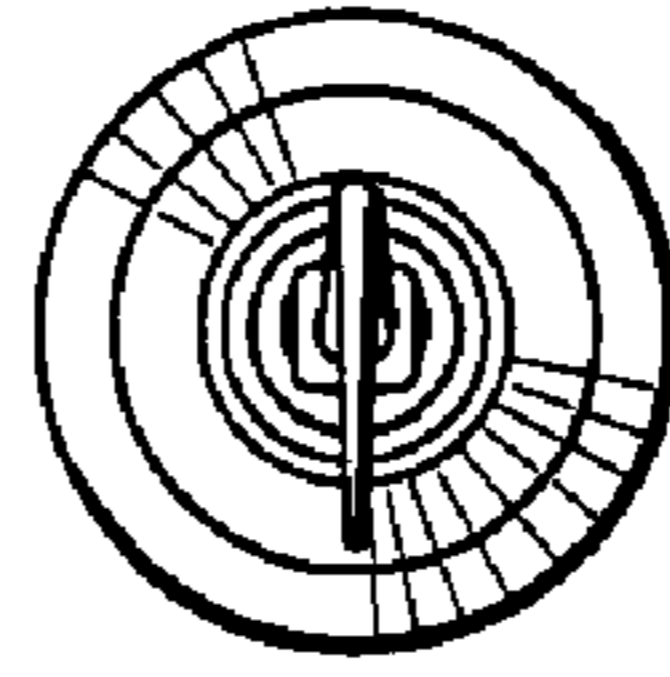
**FIG. 5**



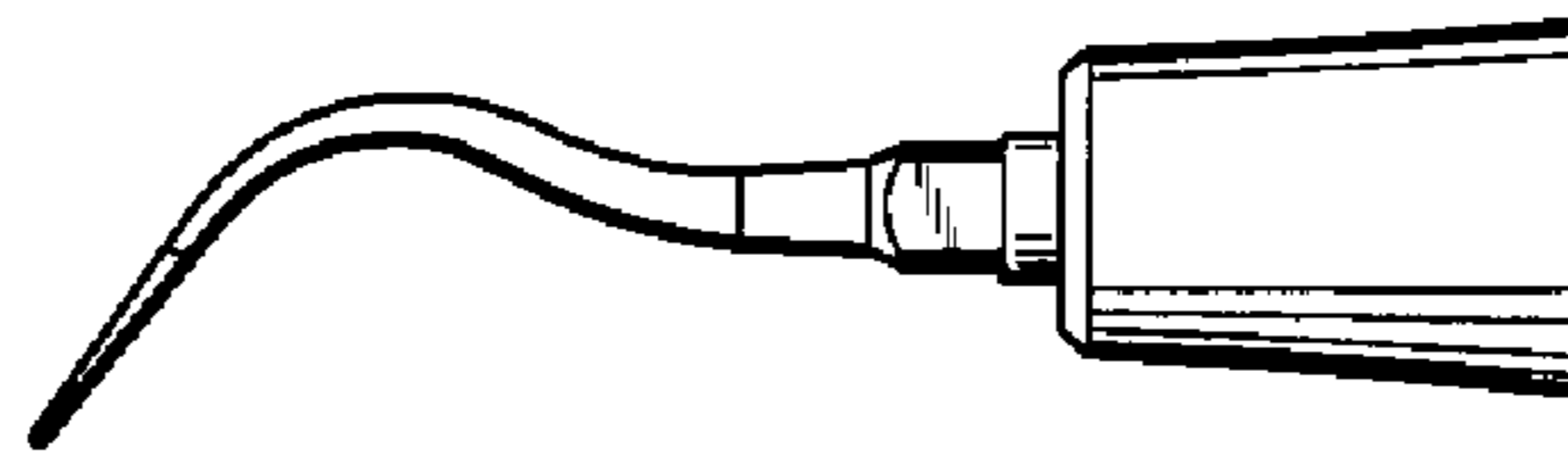
**FIG. 6**



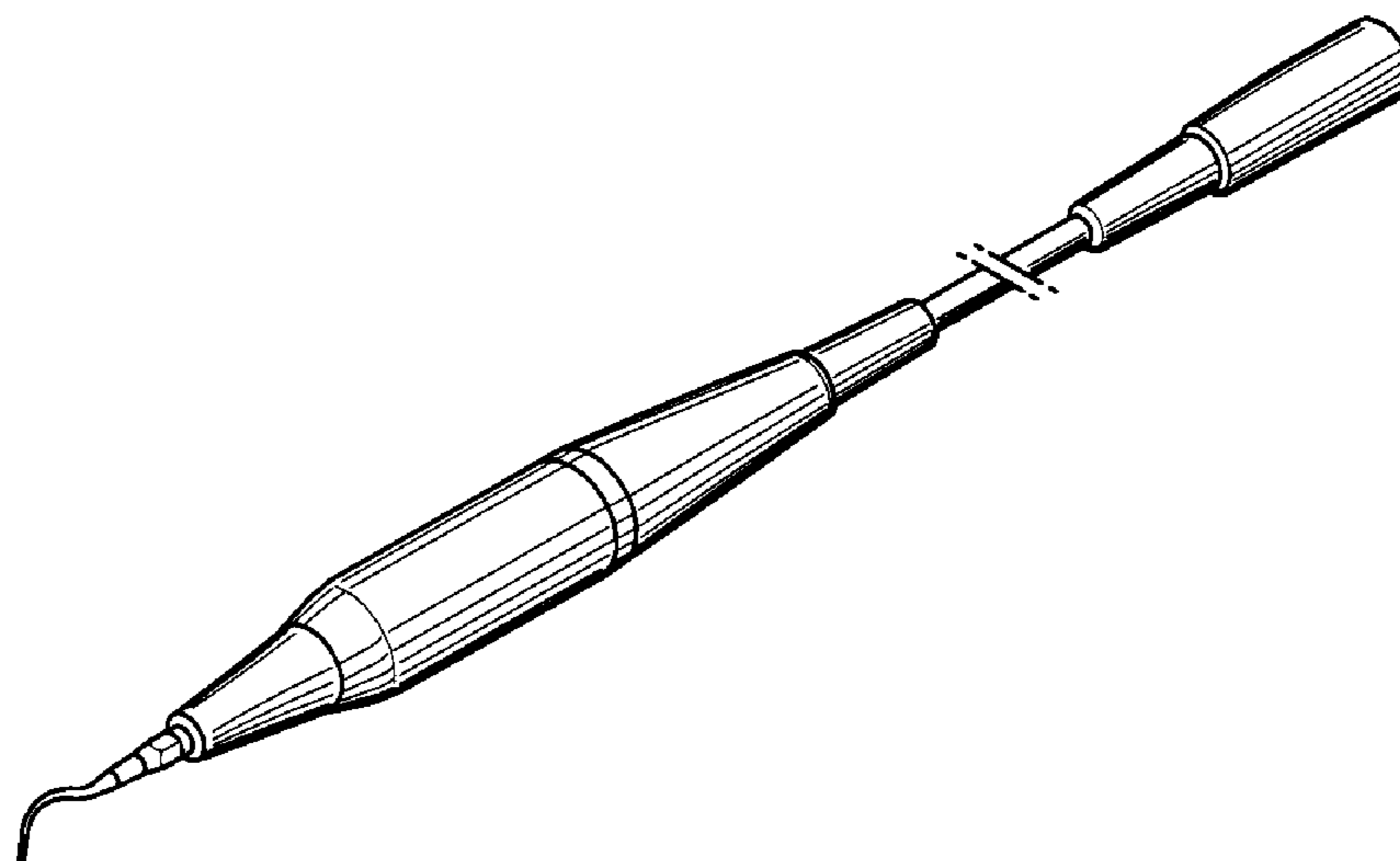
**FIG. 7**



**FIG. 8**



**FIG. 9**



**FIG. 10**

