



US00D625413S

(12) **United States Design Patent**  
**Bennett**

(10) **Patent No.:** **US D625,413 S**

(45) **Date of Patent:** **\*\* Oct. 12, 2010**

(54) **TONGUE STICK**

(76) Inventor: **Janet Bennett**, 18 Timothy La., Candler, NC (US) 28715

(\*\*) Term: **14 Years**

(21) Appl. No.: **29/318,471**

(22) Filed: **May 20, 2008**

(51) **LOC (9) Cl.** ..... **24-02**

(52) **U.S. Cl.** ..... **D24/147; D24/136; D24/194**

(58) **Field of Classification Search** ..... D24/147, D24/146, 149, 194; D4/108, 110, 111; 606/161; 600/190, 192, 240, 242; 433/140, 141; 15/160  
See application file for complete search history.

(56) **References Cited**

**U.S. PATENT DOCUMENTS**

2,583,750	A *	1/1952	Runnels	.....	606/161
D273,990	S *	5/1984	Lamsam	.....	D24/194
D384,153	S *	9/1997	Potti et al.	.....	D24/147
5,984,935	A *	11/1999	Welt et al.	.....	606/161
6,171,323	B1 *	1/2001	Potti et al.	.....	606/161
D438,305	S *	2/2001	Ripich et al.	.....	D24/147
6,352,545	B1 *	3/2002	Wagner	.....	606/161
D536,452	S *	2/2007	Geiberger et al.	.....	D24/147
D571,470	S *	6/2008	Jansheski	.....	D24/147
D584,823	S *	1/2009	Conlon	.....	D24/194
2005/0197665	A1 *	9/2005	Teed et al.	.....	606/161

2009/0131960 A1\* 5/2009 Tanaka ..... 606/161

\* cited by examiner

*Primary Examiner*—Charles A Rademaker

*Assistant Examiner*—Carissa C Fitts

(74) *Attorney, Agent, or Firm*—Buchanan Ingersoll & Rooney PC

(57) **CLAIM**

The ornamental design for a tongue stick, as shown and described.

**DESCRIPTION**

FIG. 1 is a perspective view of a tongue stick.

FIG. 2 is another perspective view of the tongue stick of FIG. 1.

FIG. 3 is a top view of the tongue stick of FIG. 1.

FIG. 4 is a bottom view of the tongue stick of FIG. 1.

FIG. 5 is a side view of the tongue stick of FIG. 1.

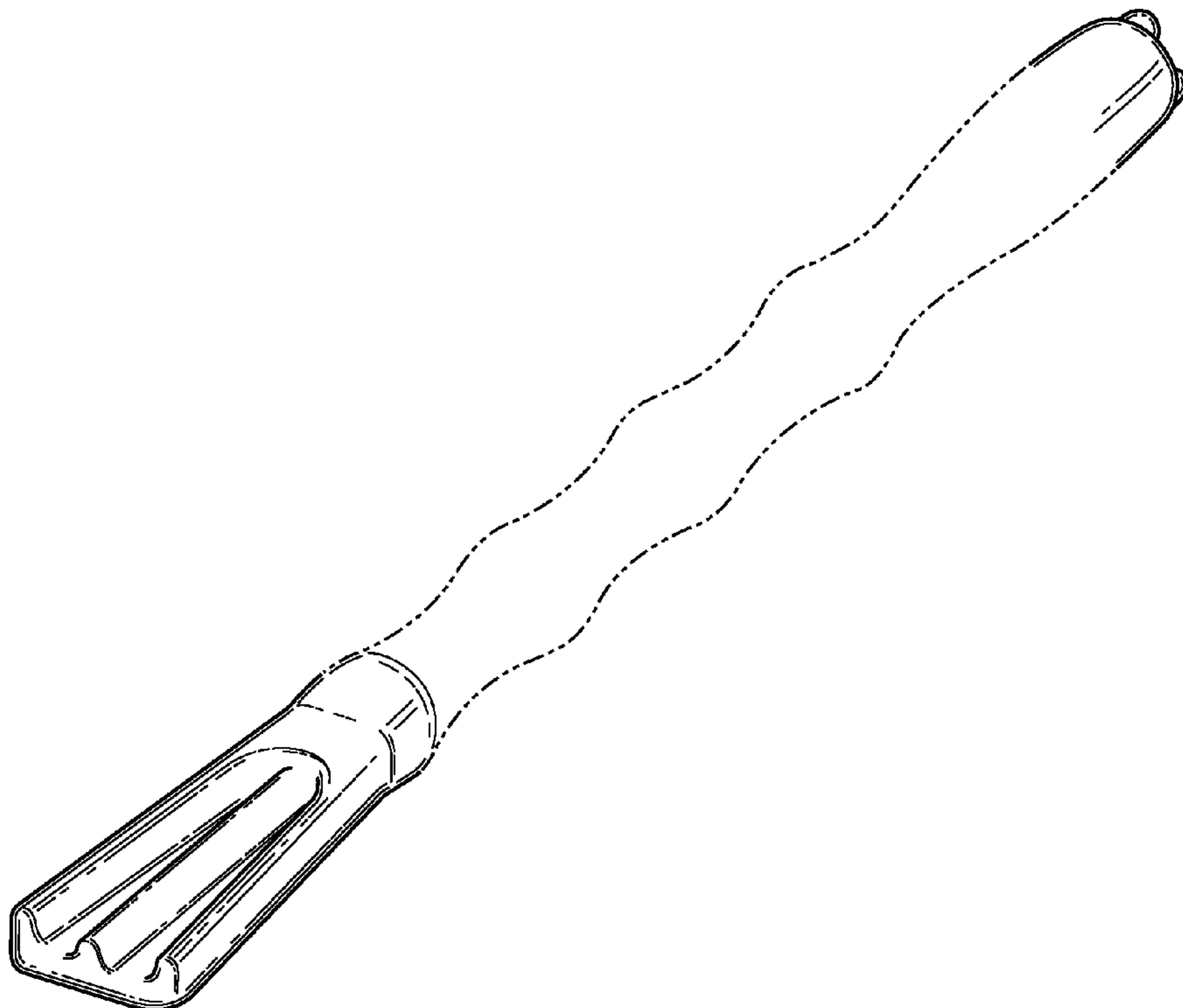
FIG. 6 is another side view of the tongue stick of FIG. 1.

FIG. 7 is an end view of the tongue stick of FIG. 1; and,

FIG. 8 is another end view of the tongue stick of FIG. 1.

The broken lines shows shown in the drawings are for environmental purposes only and form no part of the claimed design.

**1 Claim, 5 Drawing Sheets**



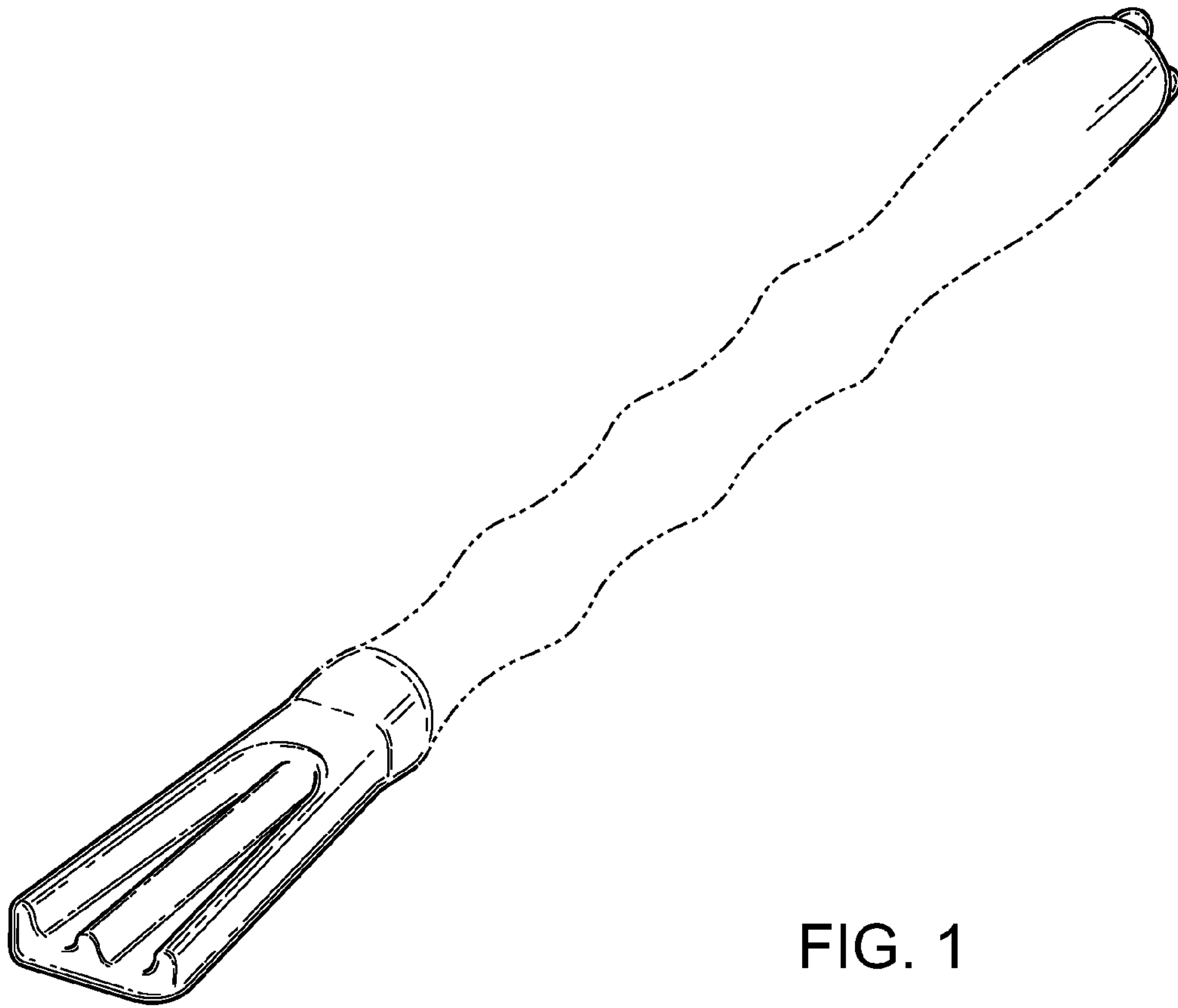


FIG. 1

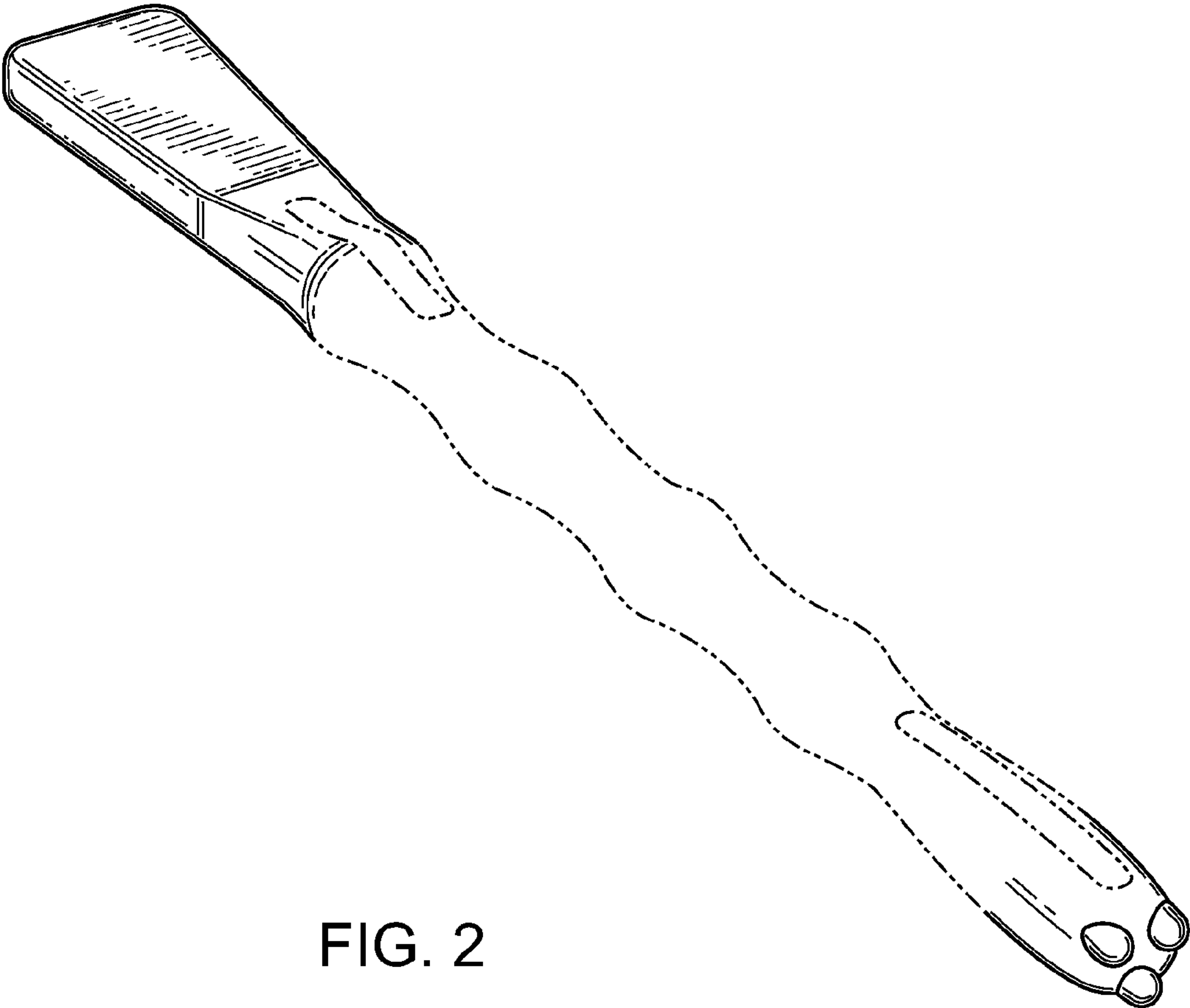


FIG. 2




FIG. 3




FIG. 4




FIG. 5



FIG. 6



FIG. 8




FIG. 7