



US00D625411S

(12) **United States Design Patent**
Porat

(10) **Patent No.:** **US D625,411 S**
(45) **Date of Patent:** **** Oct. 12, 2010**

(54) **EARACHE VIBRATION TREATMENT DEVICE**

(75) Inventor: **Amir Porat**, Savyon (IL)

(73) Assignee: **Kencap Ltd.**, Yehud (IL)

(**) Term: **14 Years**

(21) Appl. No.: **29/228,669**

(22) Filed: **Apr. 27, 2005**

(51) **LOC (9) Cl.** **24-02**

(52) **U.S. Cl.** **D24/133; D24/107**

(58) **Field of Classification Search** D24/133,
D24/215, 214, 200, 211, 207, 146, 107; 601/46,
601/47, 48, 70, 80

See application file for complete search history.

(56) **References Cited**

U.S. PATENT DOCUMENTS

D338,070 S * 8/1993 Lam D24/214
D351,660 S * 10/1994 Ichikawa et al. D24/214
5,925,002 A * 7/1999 Wollman 601/70

2003/0172939 A1* 9/2003 Hirchenbain et al. 128/867

* cited by examiner

Primary Examiner—Ian Simmons

Assistant Examiner—Christopher Lee

(74) *Attorney, Agent, or Firm*—Edward Langer, Adv.; Law Offices of Edward Langer

(57) **CLAIM**

The ornamental design for an earache vibration treatment device, as shown.

DESCRIPTION

FIG. 1 is a front view of an earache vibration treatment device showing my new design;

FIG. 2 is a rear view of FIG. 1 thereof;

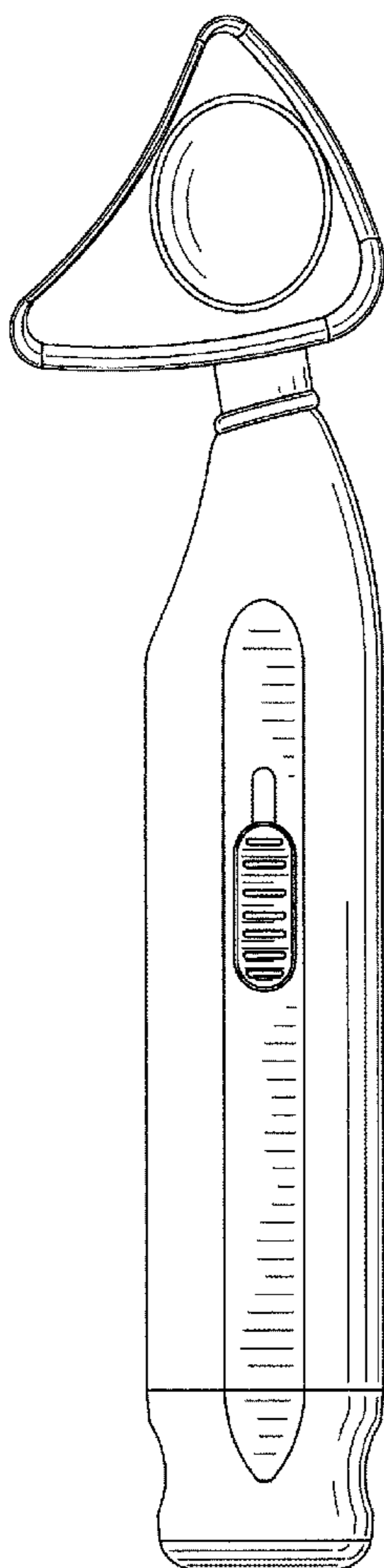
FIG. 3 is a left side view thereof;

FIG. 4 is a right side view thereof;

FIG. 5 is a top view thereof; and,

FIG. 6 is a bottom view thereof.

1 Claim, 5 Drawing Sheets



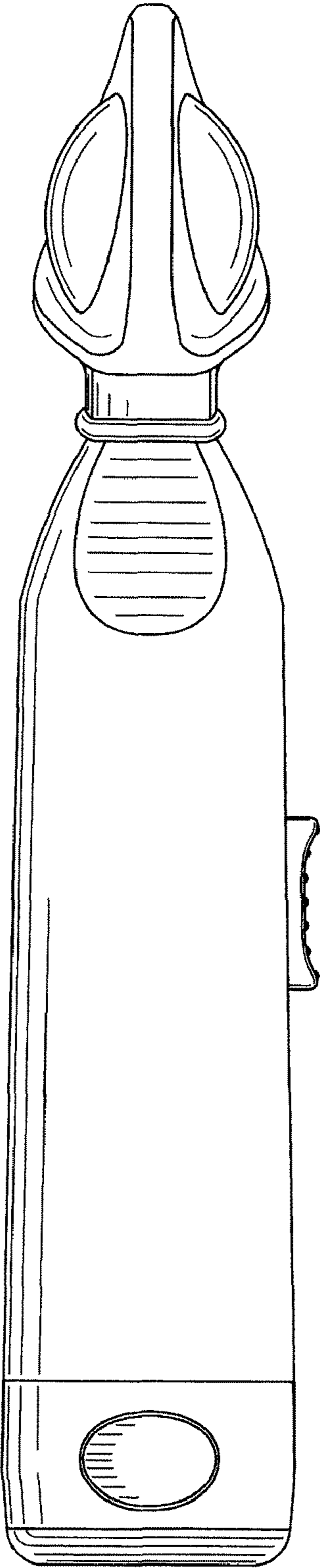


FIG.1




FIG.2

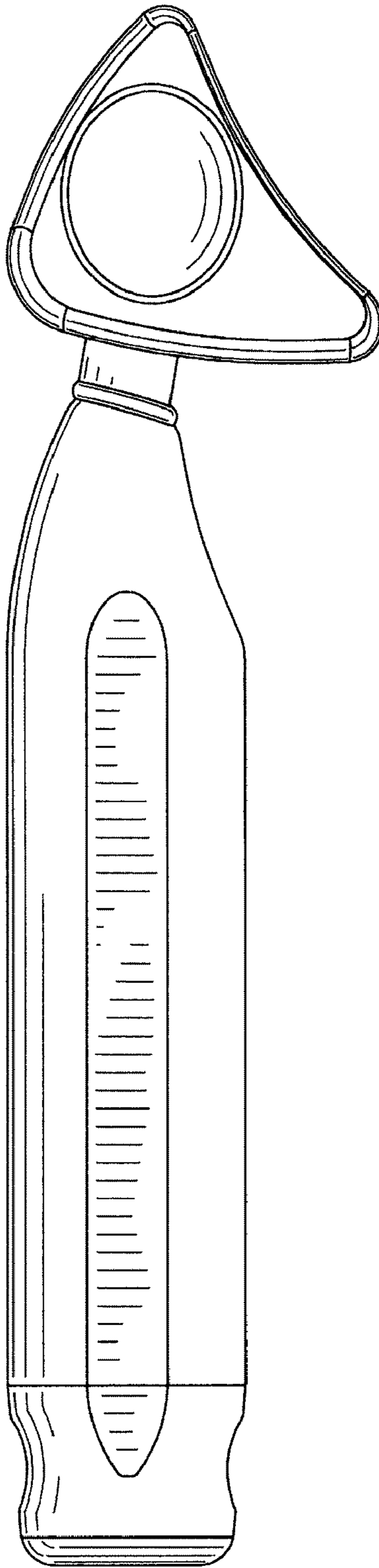


FIG.3

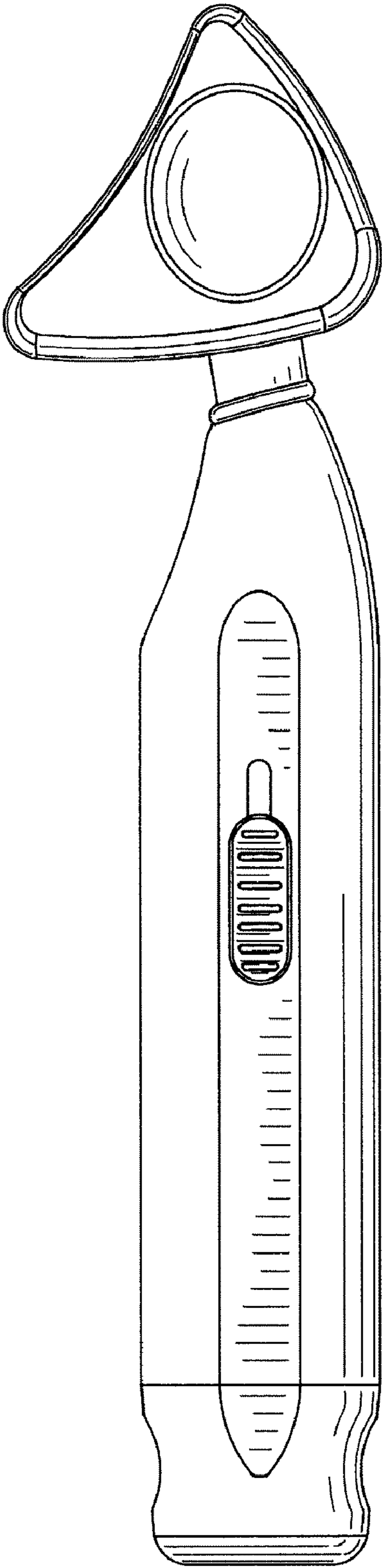


FIG.4

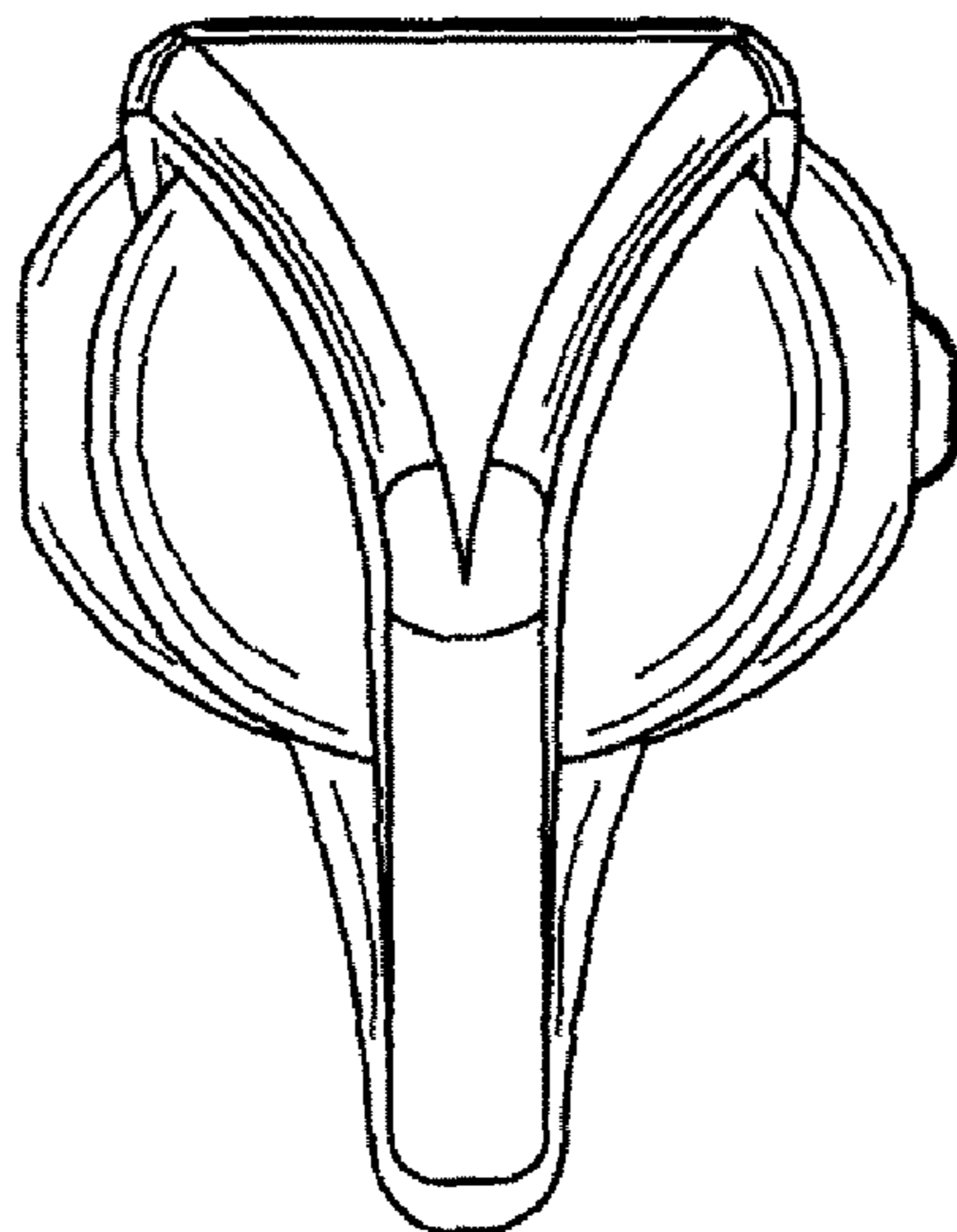


FIG. 5

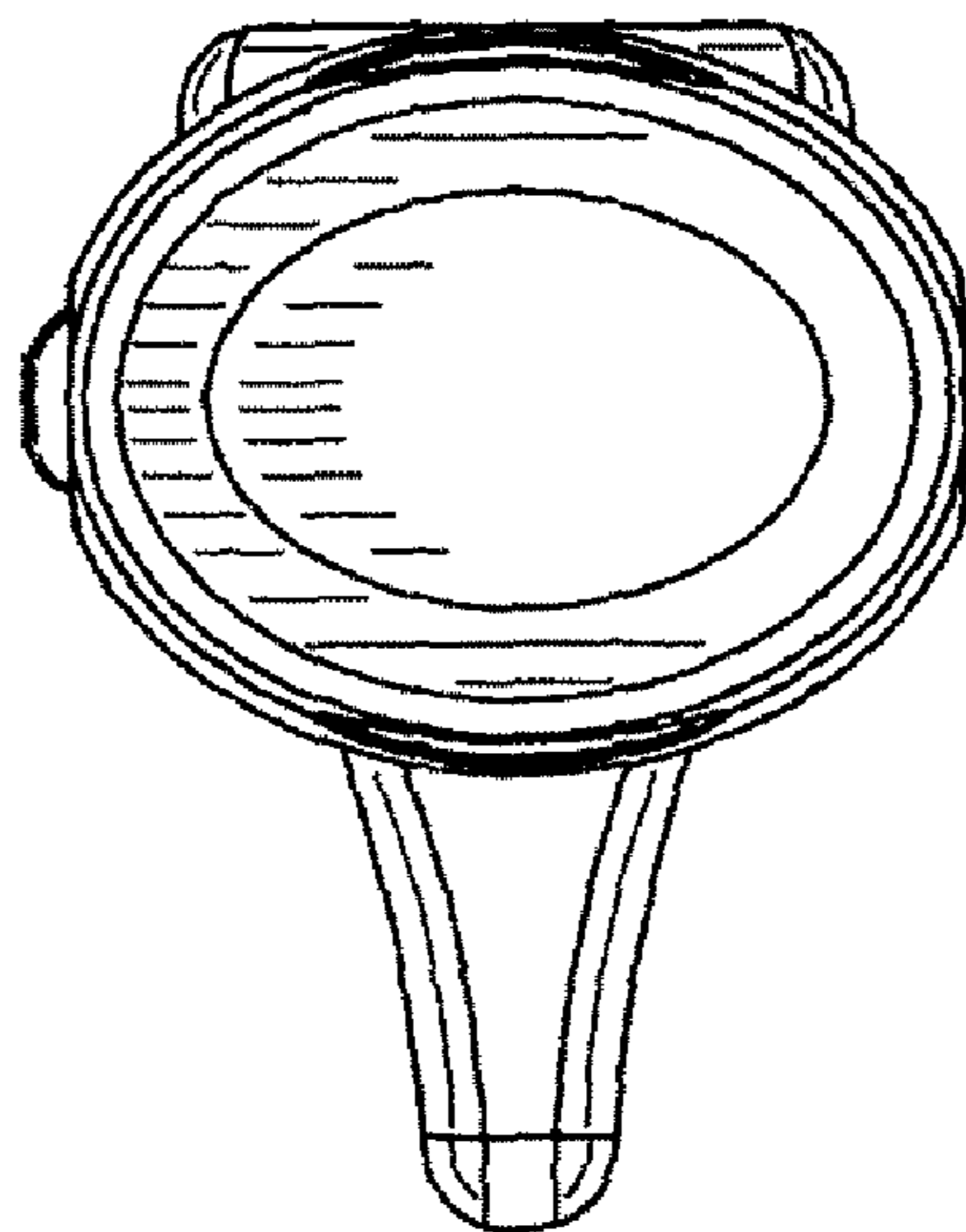


FIG. 6