



US00D625399S

(12) **United States Design Patent**
Horiguchi

(10) **Patent No.:** **US D625,399 S**
(45) **Date of Patent:** **** Oct. 12, 2010**

(54) **AIR FILTER**

(75) Inventor: **Hiroyuki Horiguchi**, Tsukubamirai (JP)

(73) Assignee: **SMC Corporation**, Chiyoda-ku, Tokyo (JP)

(**) Term: **14 Years**

(21) Appl. No.: **29/354,288**

(22) Filed: **Jan. 21, 2010**

(30) **Foreign Application Priority Data**

Aug. 3, 2009 (JP) 2009-017722

(51) **LOC (9) Cl.** **23-04**

(52) **U.S. Cl.** **D23/365**

(58) **Field of Classification Search** D23/365,
D23/209, 363, 358, 386, 354, 341, 364, 205,
D23/260, 332, 356; 55/385.3, 502, 497,
55/506, 505, 521, 495, 422, 493, DIG. 30,
55/490; 210/497.1, 211, 444, 446, 282; D32/31;
96/126, 147; 261/124

See application file for complete search history.

(56) **References Cited**

U.S. PATENT DOCUMENTS

D263,496 S * 3/1982 Kimball et al. D23/365
D287,997 S * 1/1987 Honma D23/260
D323,017 S * 1/1992 Bernstein D23/209
D370,522 S * 6/1996 Colburn D23/209
5,961,697 A * 10/1999 McManus et al. 96/126
6,132,612 A * 10/2000 Bourgeois 210/282

6,149,718 A * 11/2000 Cowan et al. 96/147
6,319,477 B1 * 11/2001 Du Toit 261/124
D467,323 S * 12/2002 Cho D23/332
D481,441 S * 10/2003 Liu D23/209
D512,135 S * 11/2005 Kim et al. D23/356
D520,621 S * 5/2006 Moser, III D23/365
7,108,738 B2 * 9/2006 Burns et al. 55/490

* cited by examiner

Primary Examiner—David G Muller

(74) *Attorney, Agent, or Firm*—Yokoi & Co., U.S.A., Inc.;
Toshiyuki Yokoi

(57) **CLAIM**

The ornamental design for an air filter, as shown and described.

DESCRIPTION

FIG. 1 shows a front view of an air filter showing my new design;

FIG. 2 shows a rear view thereof;

FIG. 3 shows a right side view thereof;

FIG. 4 shows a left side view thereof;

FIG. 5 shows a top view thereof;

FIG. 6 shows a bottom view thereof; and,

FIG. 7 shows a top, front and right side perspective view thereof.

The broken lines depict portions of the air filter that form no part of the claimed design.

1 Claim, 6 Drawing Sheets

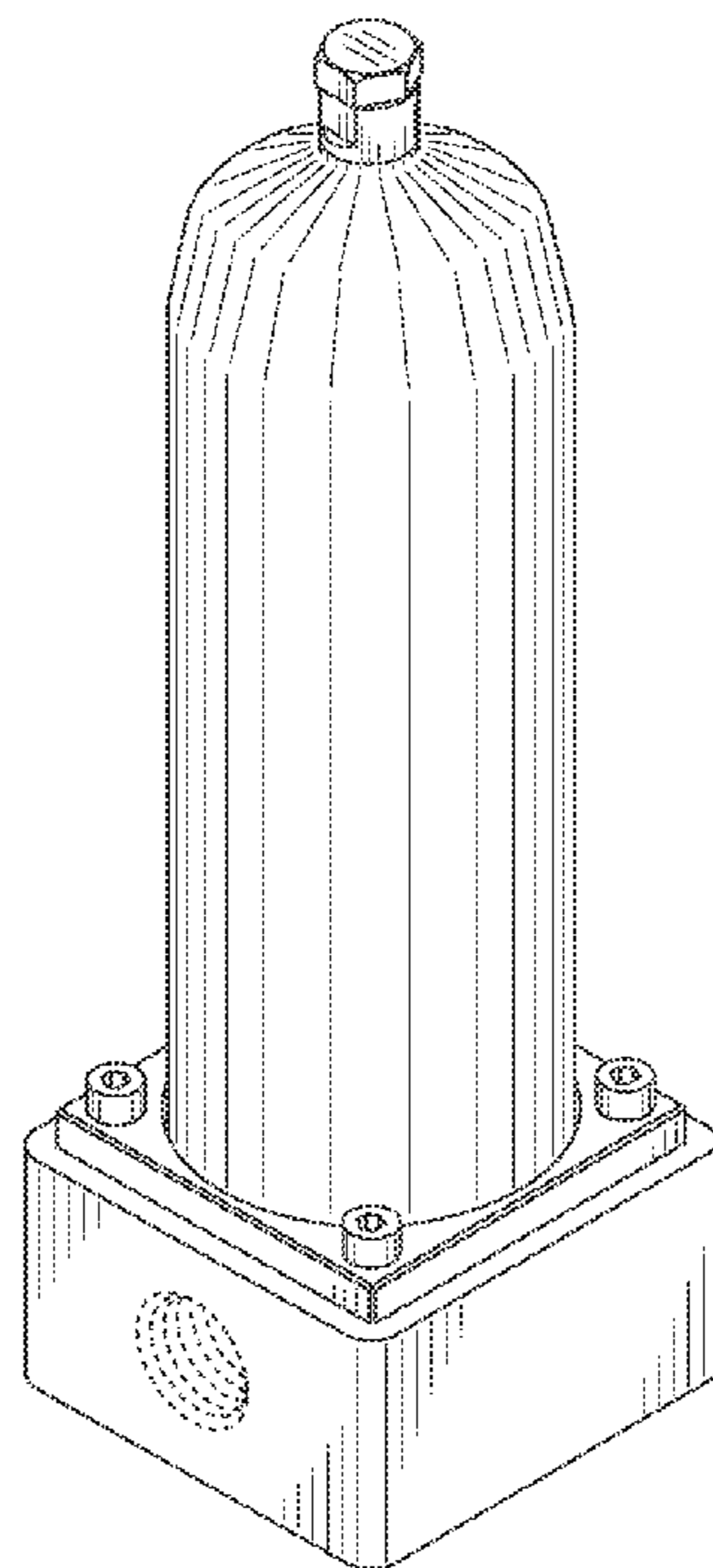


FIG. 1

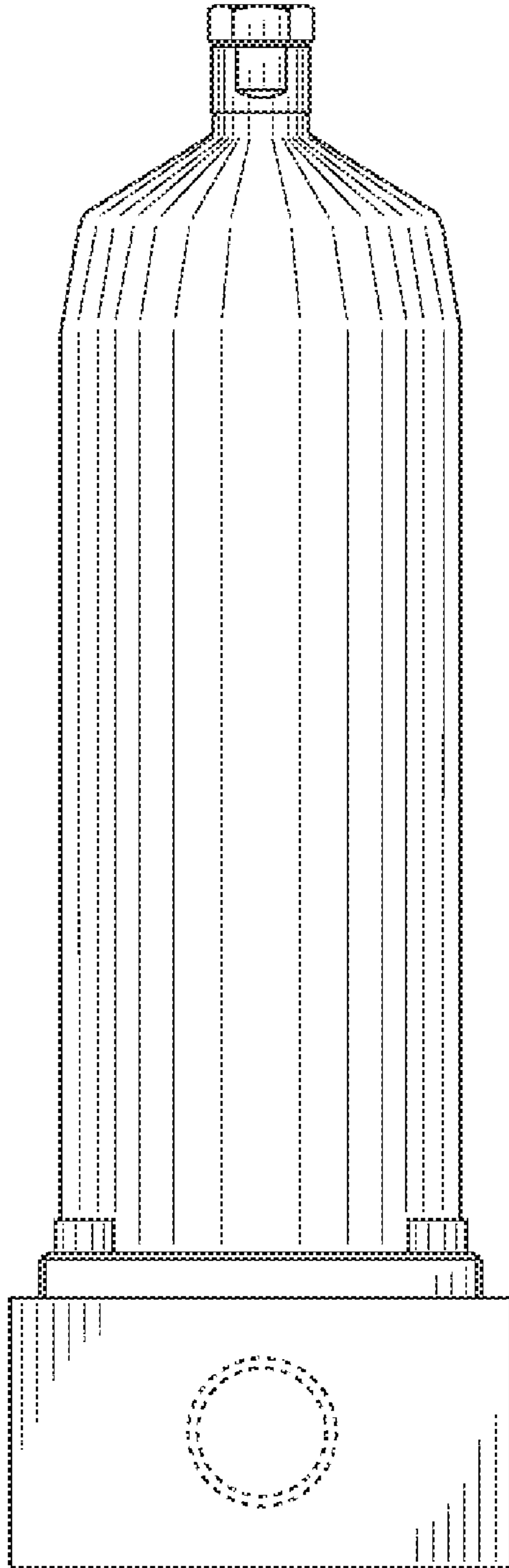


FIG. 2

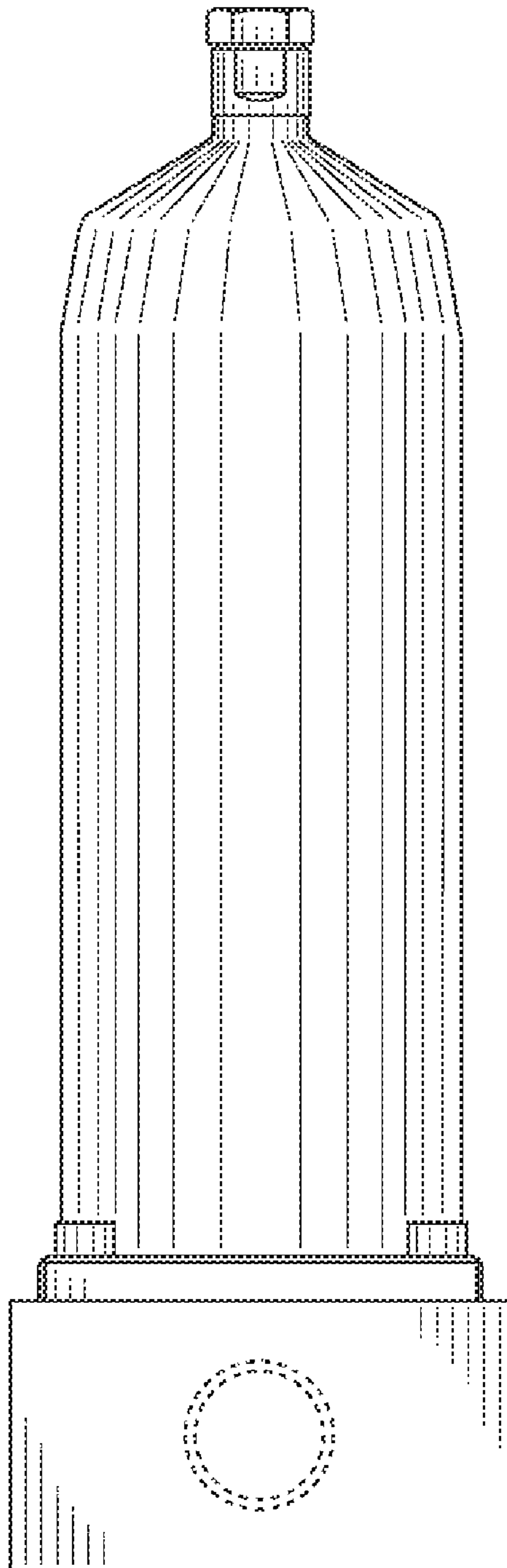


FIG. 3




FIG. 4




FIG. 5

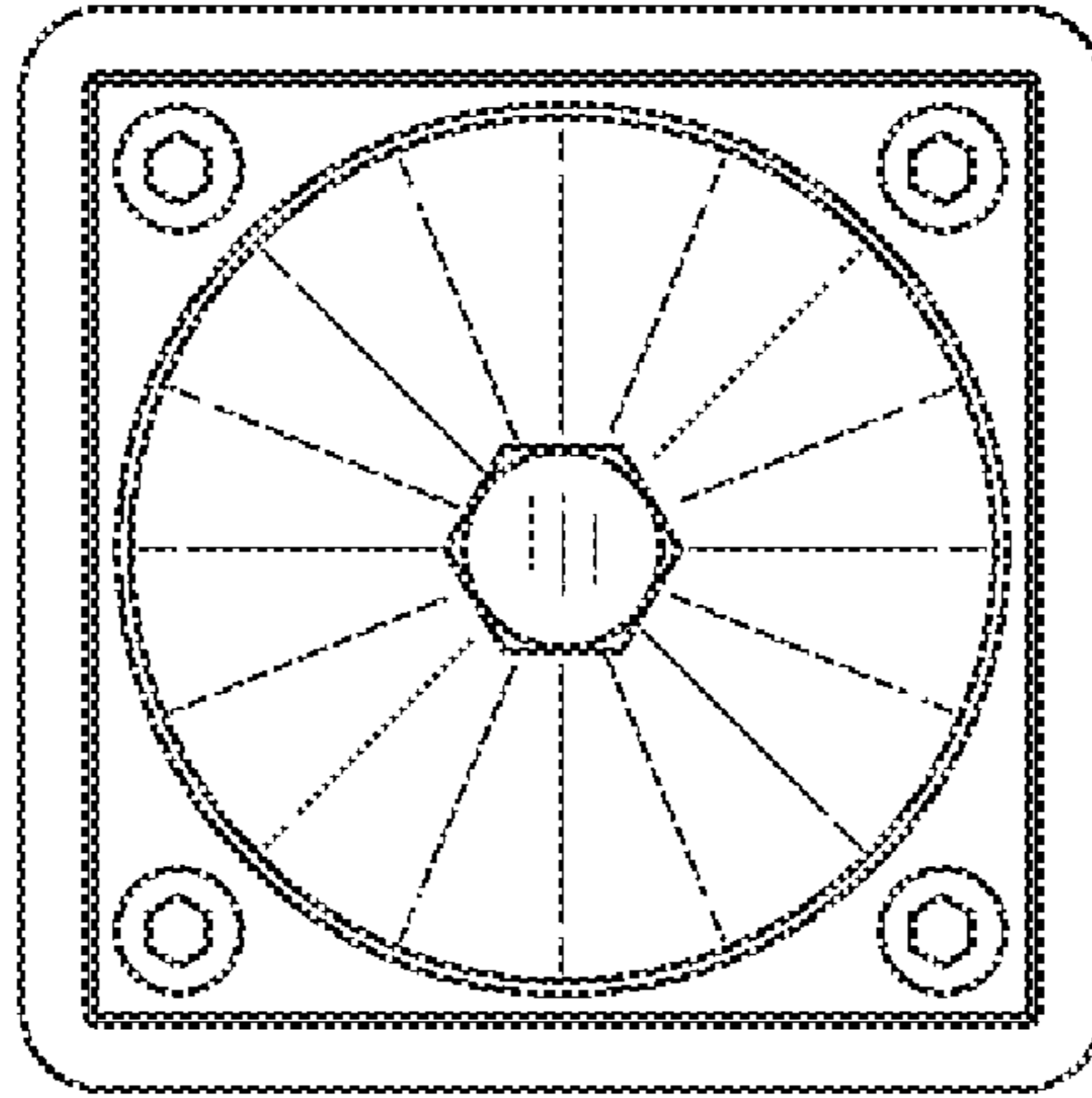


FIG. 6

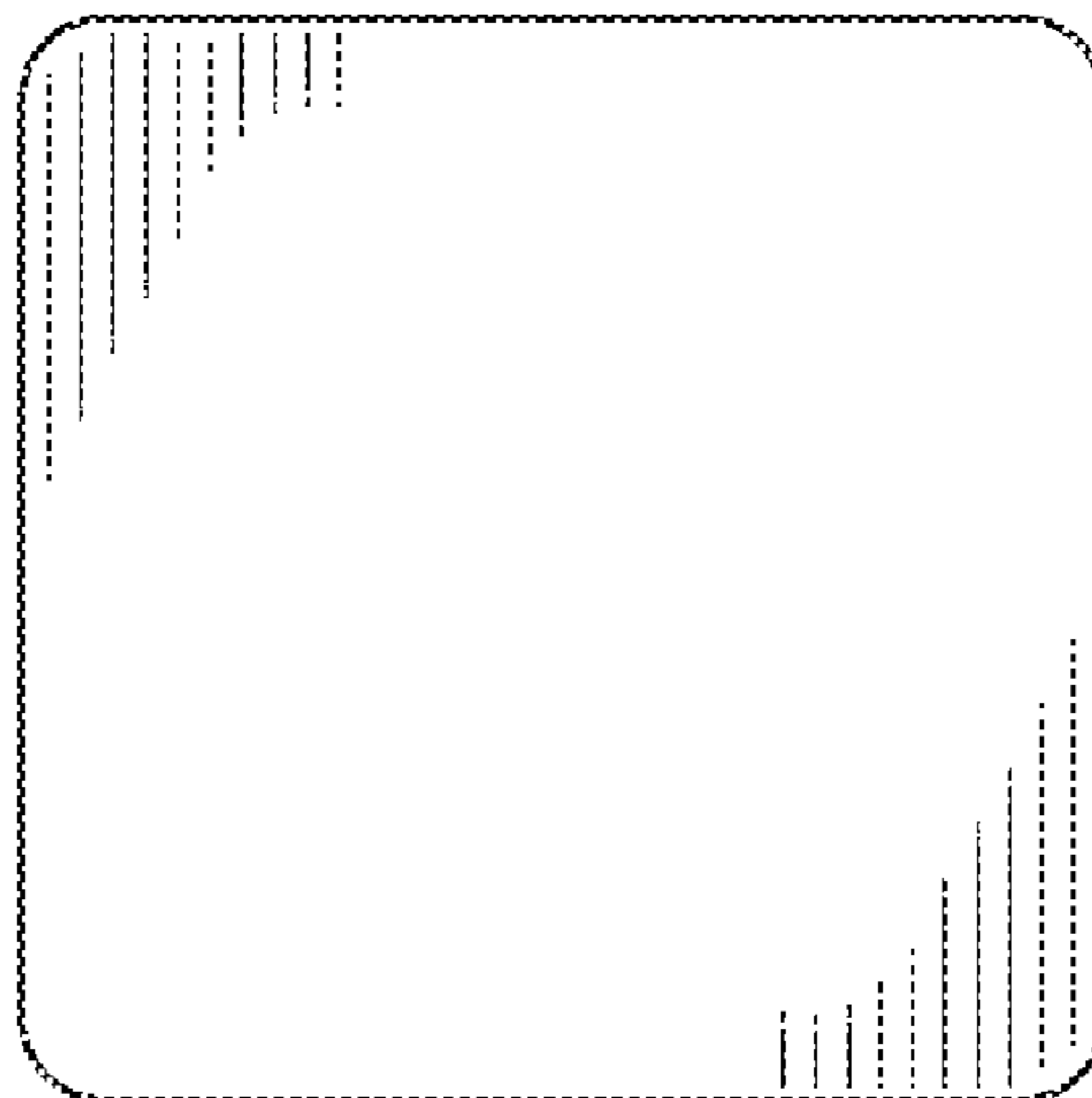


FIG. 7

