



US00D625376S

(12) **United States Design Patent**
Marabellas

(10) **Patent No.:** **US D625,376 S**
(45) **Date of Patent:** **** Oct. 12, 2010**

(54) **FOREARM ATTACHED WEIGHTED GOLF TRAINING AID**

5,607,378 A 3/1997 Winston
D381,053 S 7/1997 Bleiweis
7,022,095 B2 4/2006 Schneider
7,090,624 B1 * 8/2006 Chrishon 482/105

(76) Inventor: **Derek Marabellas**, 1571 Piikoi St., Apt. 104, Honolulu, HI (US) 96822

* cited by examiner

(**) Term: **14 Years**

Primary Examiner—Mitchell I Siegel
(74) *Attorney, Agent, or Firm*—Montgomery Patent and Design; Robert C. Montgomery; Joseph T. Yaksich

(21) Appl. No.: **29/346,493**

(22) Filed: **Nov. 2, 2009**

(57) **CLAIM**

(51) **LOC (9) Cl.** **21-02**

The ornamental design for a forearm attached weighted golf training aid, as shown and described.

(52) **U.S. Cl.** **D21/791; D21/683**

(58) **Field of Classification Search** D21/789,
D21/791, 683, 684; 473/63, 207, 212–214,
473/256, 276; 482/105, 124

DESCRIPTION

See application file for complete search history.

FIG. 1 is a perspective view of the forearm attached weighted golf training aid shown in an in-use position;

(56) **References Cited**

FIG. 2 is a front view thereof; shown in a flat open position;

U.S. PATENT DOCUMENTS

FIG. 3 is a rear view thereof;

2,154,197 A	4/1939	Callaway	
3,588,105 A	6/1971	Donohoe	
4,247,101 A *	1/1981	Gallmeyer	473/63
D278,455 S *	4/1985	Nosek	D21/683
4,756,525 A	7/1988	Whitsitt	
4,905,991 A *	3/1990	Alston	482/105
4,923,418 A	5/1990	Hoffman	
4,951,940 A *	8/1990	Vitello et al.	482/105
4,966,365 A *	10/1990	Winston	482/105
5,484,156 A *	1/1996	Giguere	473/256

FIG. 4 is a left side view thereof;

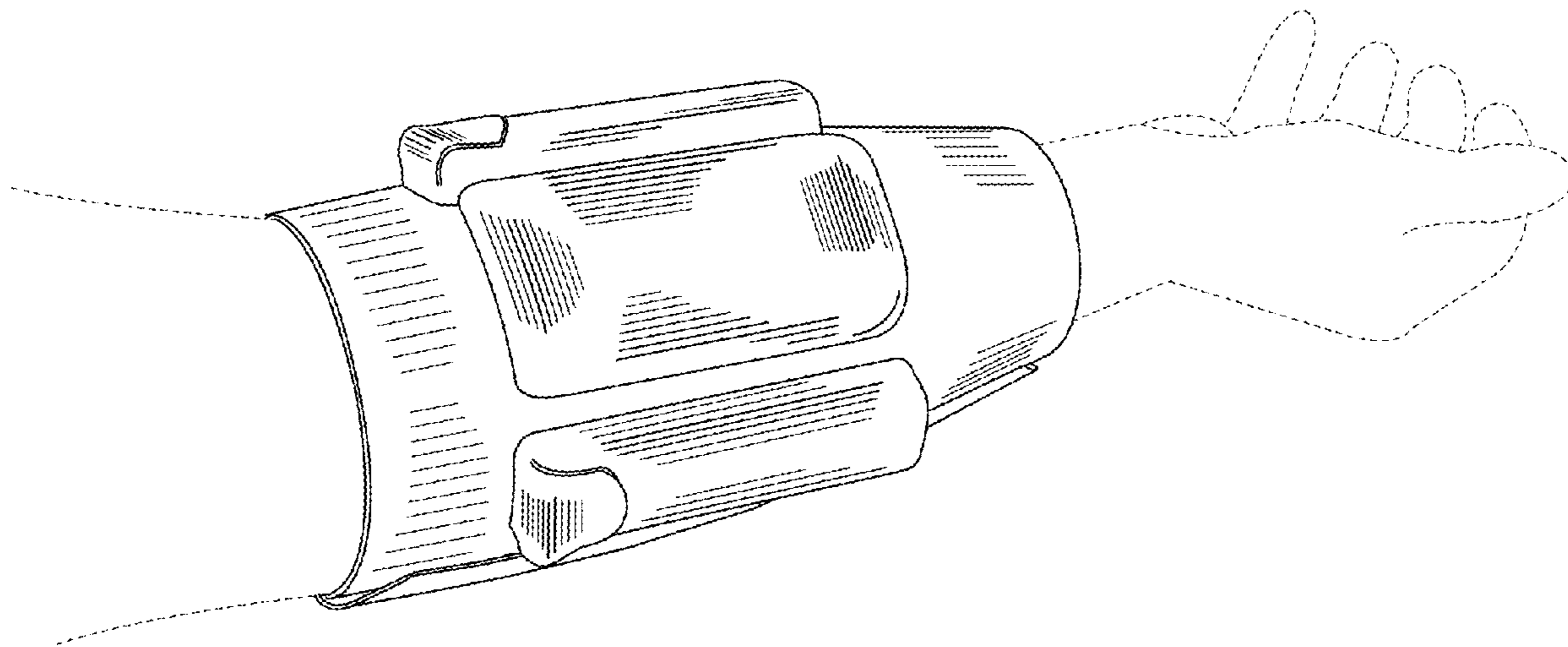
FIG. 5 is a right side view thereof;

FIG. 6 is a top view thereof; and,

FIG. 7 is a bottom view thereof.

The broken lines are for illustrative purposes only and forms no part of the claimed design.

1 Claim, 5 Drawing Sheets



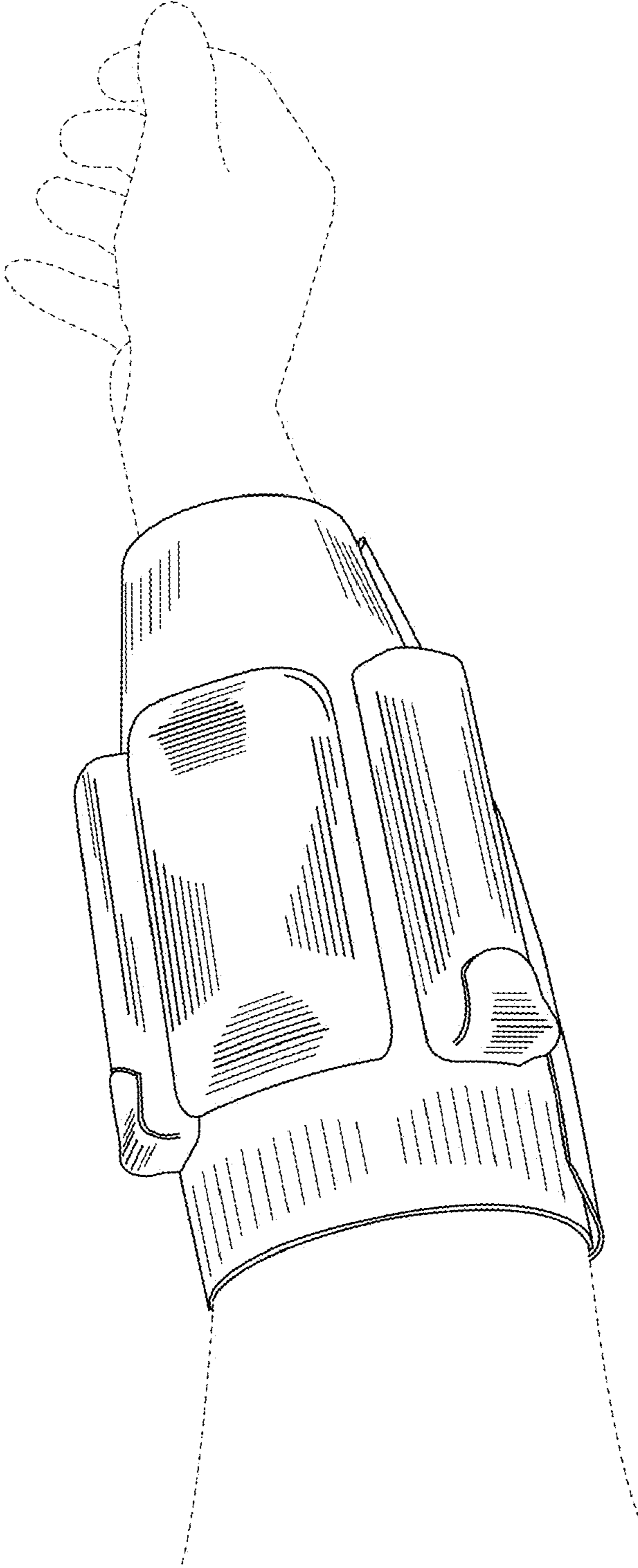


Fig. 1




Fig. 2




Fig. 3

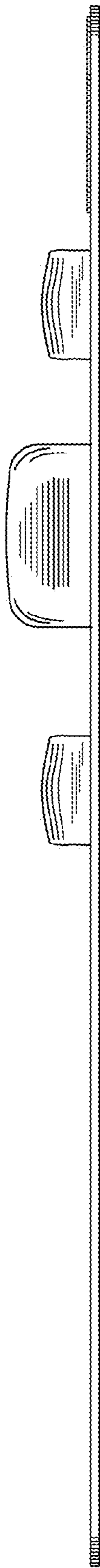


Fig. 4



Fig. 5

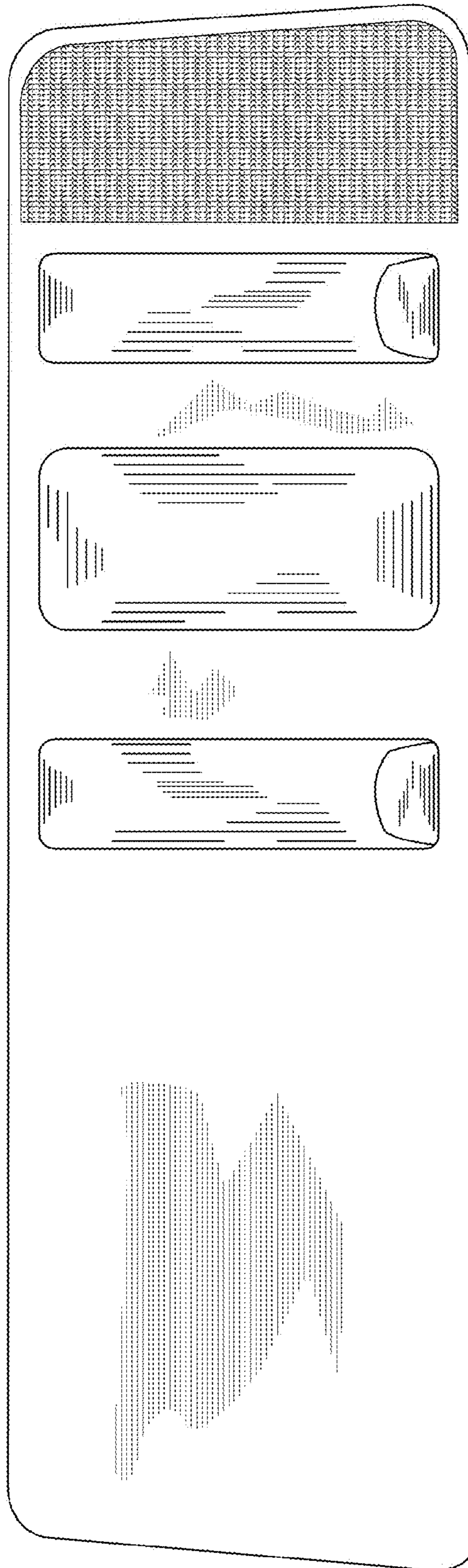


Fig. 6

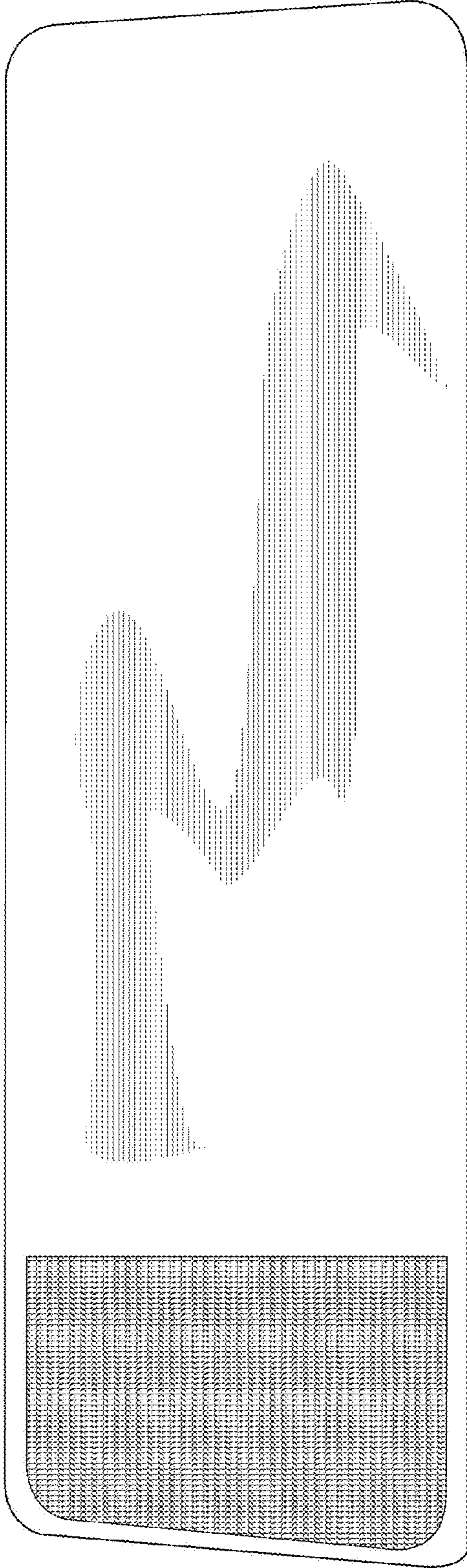


Fig. 7