



US00D625374S

(12) **United States Design Patent**  
**Hettinger et al.**

(10) **Patent No.:** **US D625,374 S**

(45) **Date of Patent:** **\*\* Oct. 12, 2010**

(54) **PUTTER HEAD**

(75) Inventors: **Ronald K. Hettinger**, Oceanside, CA (US); **Augustin W. Rollinson**, Carlsbad, CA (US); **Philip A. Mickelson**, Rancho Santa Fe, CA (US)

(73) Assignee: **Callaway Golf Company**, Carlsbad, CA (US)

(\*\*) Term: **14 Years**

(21) Appl. No.: **29/364,971**

(22) Filed: **Jun. 30, 2010**

(51) **LOC (9) Cl.** ..... **21-02**

(52) **U.S. Cl.** ..... **D21/743**

(58) **Field of Classification Search** ..... D21/736-746;  
473/324-331, 340-341, 251-256

See application file for complete search history.

(56) **References Cited**

**U.S. PATENT DOCUMENTS**

807,224 A *	12/1905	Vaile .....	473/314
D43,885 S *	4/1913	Mills .....	D21/736
D83,077 S *	1/1931	Sussams .....	D21/743
D218,178 S *	7/1970	Solheim .....	D21/739
D220,844 S *	6/1971	Letters .....	D21/740
D223,031 S *	2/1972	Ernst .....	D21/740
D256,824 S *	9/1980	Ward et al. ....	D21/736
D260,160 S *	8/1981	Giebel et al. ....	D21/739
D267,738 S *	1/1983	Giebel et al. ....	D21/739
D293,926 S *	1/1988	Antonious .....	D21/740
D294,059 S *	2/1988	Antonious .....	D21/740

D300,758 S *	4/1989	Antonious .....	D21/740
D300,759 S *	4/1989	Antonious .....	D21/740
D322,109 S *	12/1991	Antonious .....	D21/740
D322,111 S *	12/1991	Antonious .....	D21/740
D368,126 S	3/1996	Magerman et al.	
D384,121 S *	9/1997	Masuda .....	D21/736
D402,343 S	12/1998	Helmstetter et al.	
D443,906 S	6/2001	Hettinger et al.	
D483,086 S *	12/2003	Schweigert et al. ....	D21/736
D485,320 S	1/2004	Breier et al.	
D486,194 S	2/2004	Helmstetter et al.	
D525,327 S *	7/2006	Jones et al. ....	D21/736
D533,242 S	12/2006	Tang	
D548,293 S	8/2007	Cleveland et al.	

\* cited by examiner

*Primary Examiner*—Mitchell I Siegel

(74) *Attorney, Agent, or Firm*—Michael A. Catania

(57) **CLAIM**

The ornamental design for a putter head, as shown and described.

**DESCRIPTION**

FIG. 1 is a top perspective view of a putter head thereof;

FIG. 2 is a front elevational view thereof;

FIG. 3 is a top plan view thereof;

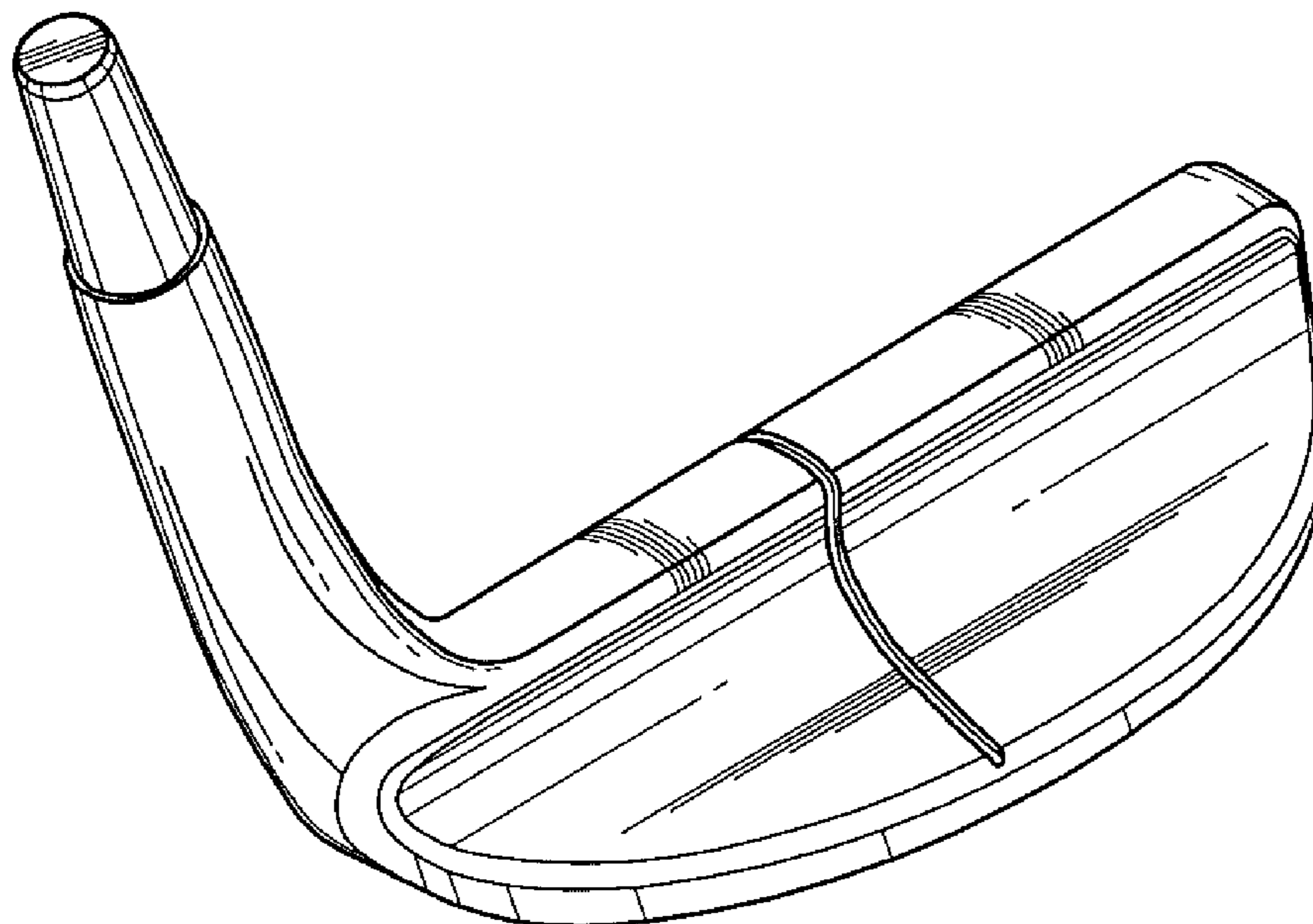
FIG. 4 is a rear elevational view thereof;

FIG. 5 is a bottom plan view thereof;

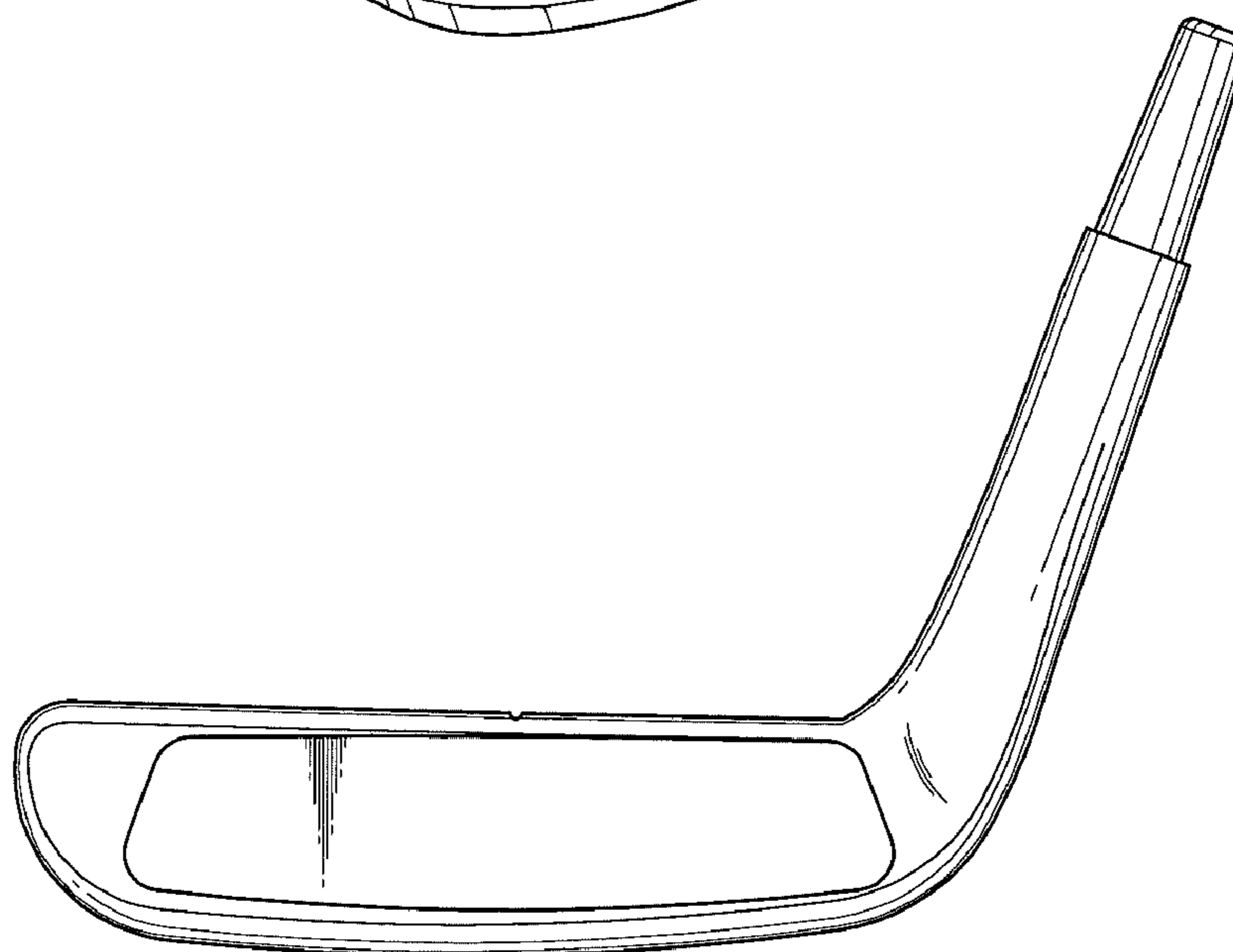
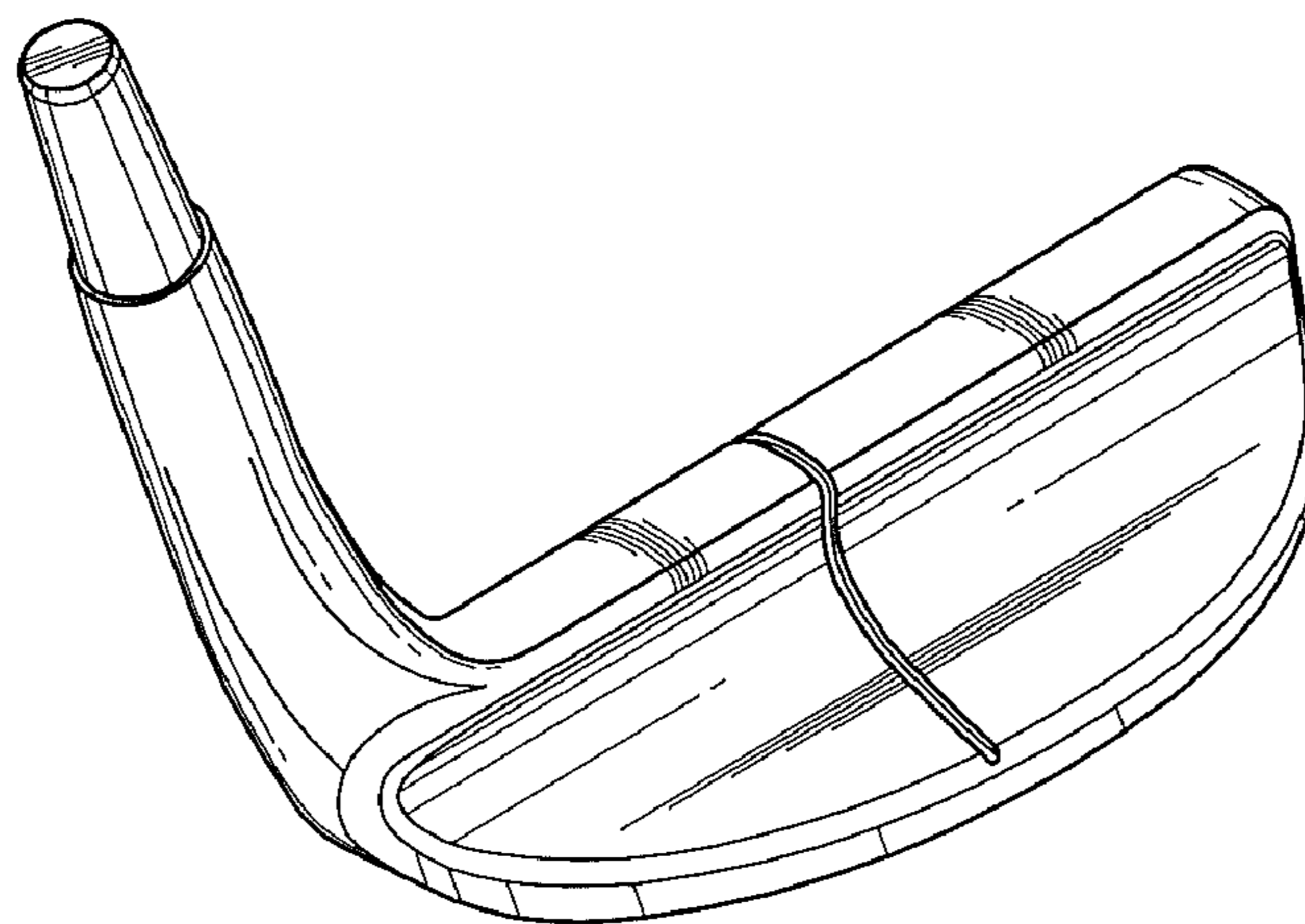
FIG. 6 is a toe end view thereof; and,

FIG. 7 is a heel end view thereof.

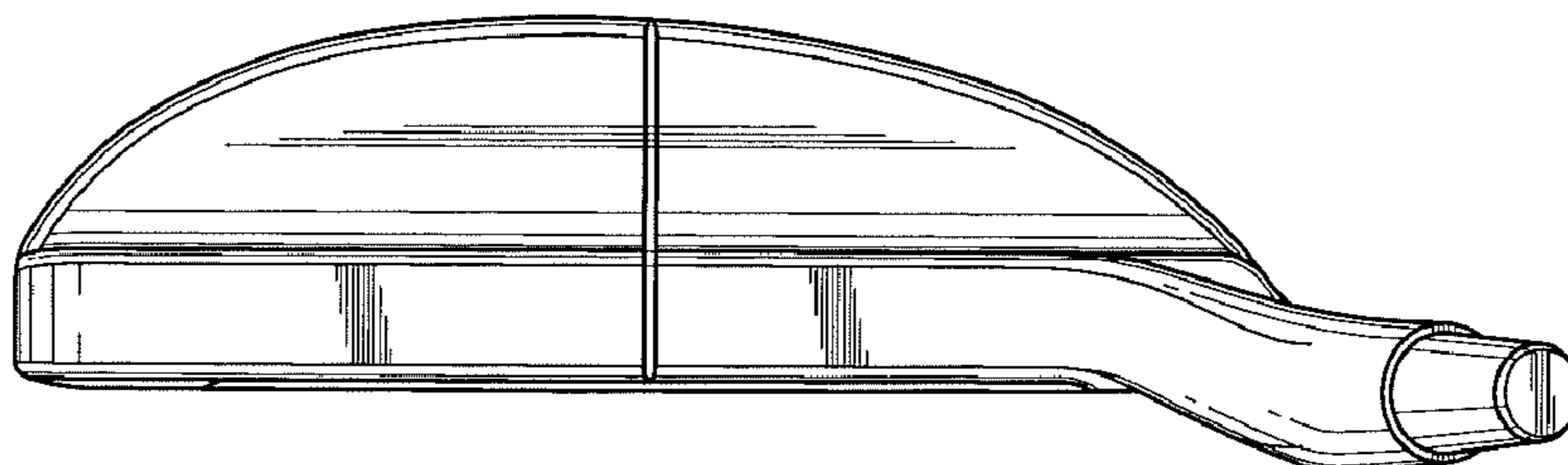
**1 Claim, 2 Drawing Sheets**



*FIG. 1*



*FIG. 2*



*FIG. 3*

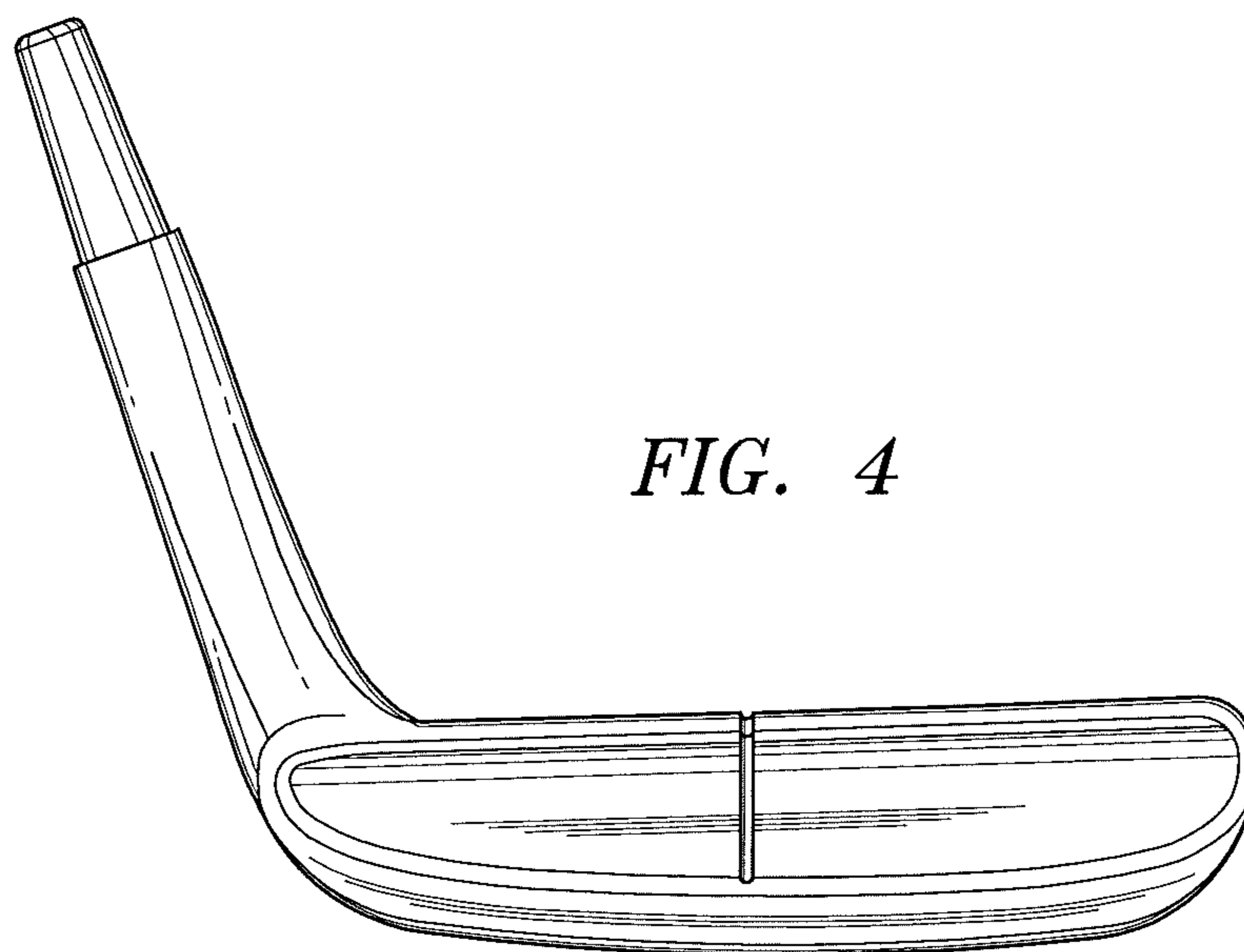


FIG. 4

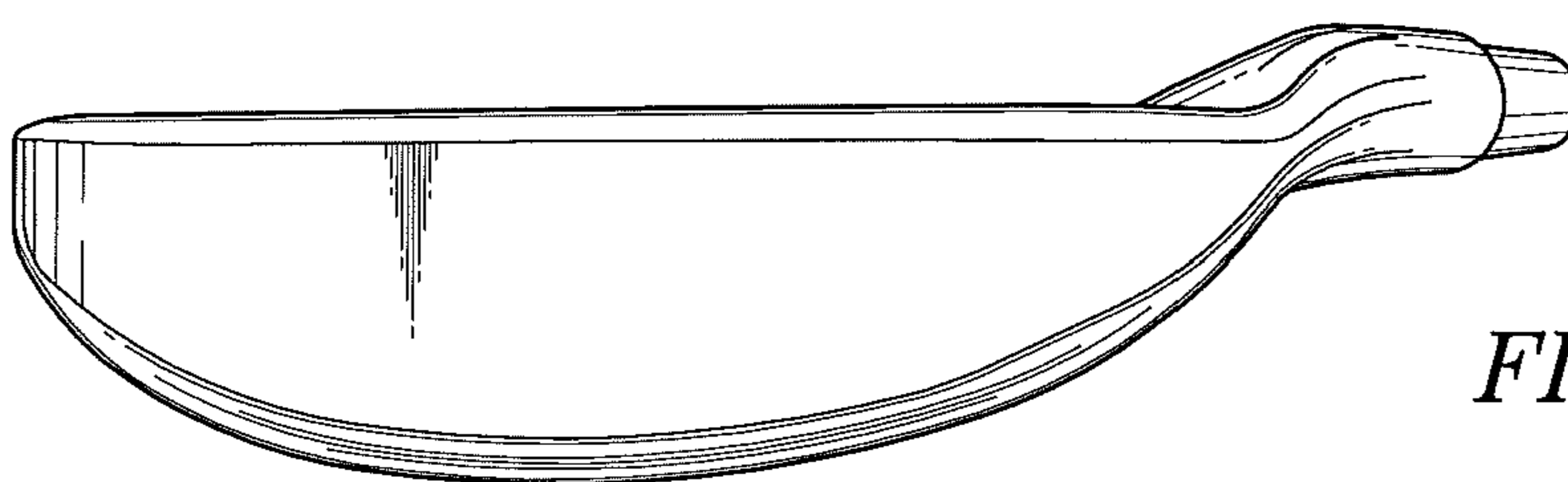


FIG. 5



FIG. 6

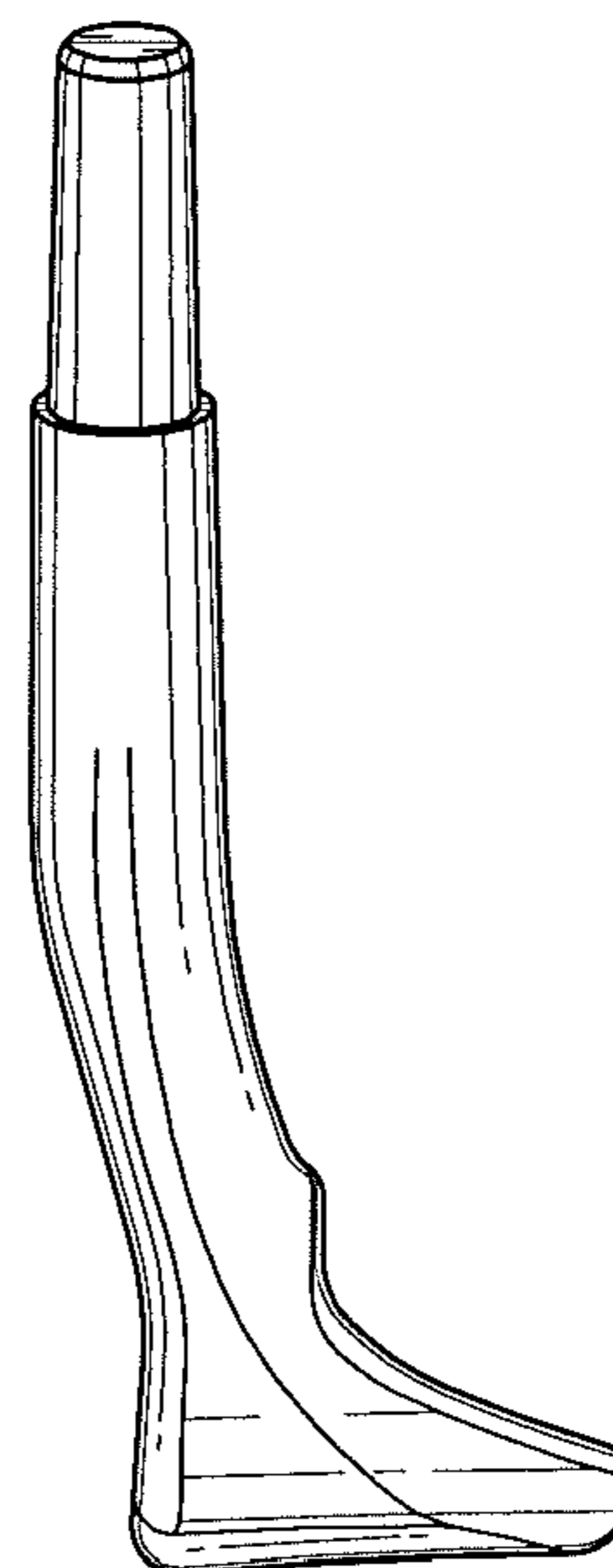


FIG. 7