



US00D625373S

(12) **United States Design Patent**  
**Waggoner**

(10) **Patent No.:** **US D625,373 S**

(45) **Date of Patent:** **\*\* Oct. 12, 2010**

(54) **FOOTBALL WITH SOCCER BALL PATTERN**

(76) Inventor: **Judson B. Waggoner**, 2 Talon Ct.,  
Charleston, SC (US) 29403

(\*\*) Term: **14 Years**

(21) Appl. No.: **29/355,986**

(22) Filed: **Feb. 18, 2010**

(51) **LOC (9) Cl.** ..... **21-02**

(52) **U.S. Cl.** ..... **D21/712; D21/714**

(58) **Field of Classification Search** ..... D21/707-714;  
D30/160; 473/569-614; 446/486, 490; 40/327;  
428/11

See application file for complete search history.

(56) **References Cited**

**U.S. PATENT DOCUMENTS**

4,542,902	A *	9/1985	Massino	.....	473/602
4,943,066	A *	7/1990	Lathim et al.	.....	473/576
D354,102	S *	1/1995	Lehman	.....	D21/712
D384,716	S *	10/1997	Stevens	.....	D21/712
D438,269	S *	2/2001	Brandon	.....	D21/707
D453,202	S	1/2002	Frisina et al.		
6,402,647	B1 *	6/2002	Haseltine	.....	473/605
D488,524	S *	4/2004	Johnson	.....	D21/712
D497,655	S	10/2004	Frisina		
D503,760	S *	4/2005	Chang	.....	D21/712
D505,463	S	5/2005	Horkan et al.		
D533,238	S	12/2006	Chang		
D536,757	S	2/2007	Hedeen, Jr.		
D551,308	S	9/2007	Chang		
D570,431	S	6/2008	Krysiak		
D570,432	S	6/2008	Krysiak		
D570,931	S	6/2008	Krysiak		
D571,874	S	6/2008	Krysiak		

D571,875	S	6/2008	Krysiak		
D576,235	S	9/2008	Zawitz		
D584,778	S	1/2009	Bevier		
D599,965	S *	9/2009	Viola	.....	D30/160
2007/0161440	A1 *	7/2007	Chang	.....	473/603
2009/0191990	A1 *	7/2009	Smith	.....	473/570
2010/0048331	A1 *	2/2010	Guilfoyle	.....	473/451

**OTHER PUBLICATIONS**

Ball shown on webpage: <http://www.hypebeast.com/image/2008/04/uncle-geez-fifa-street-3-soccer-ball-2.jpg> display date: Mar. 5, 2009.\*

\* cited by examiner

*Primary Examiner*—Catherine Tuttle

(74) *Attorney, Agent, or Firm*—Turner Padgett Graham & Laney P.A.

(57) **CLAIM**

The ornamental design for a football with soccer ball pattern, as shown and described.

**DESCRIPTION**

FIG. 1 is a side perspective view of a football with soccer ball pattern;

FIG. 2 is a top plan view thereof;

FIG. 3 is a bottom plan view thereof;

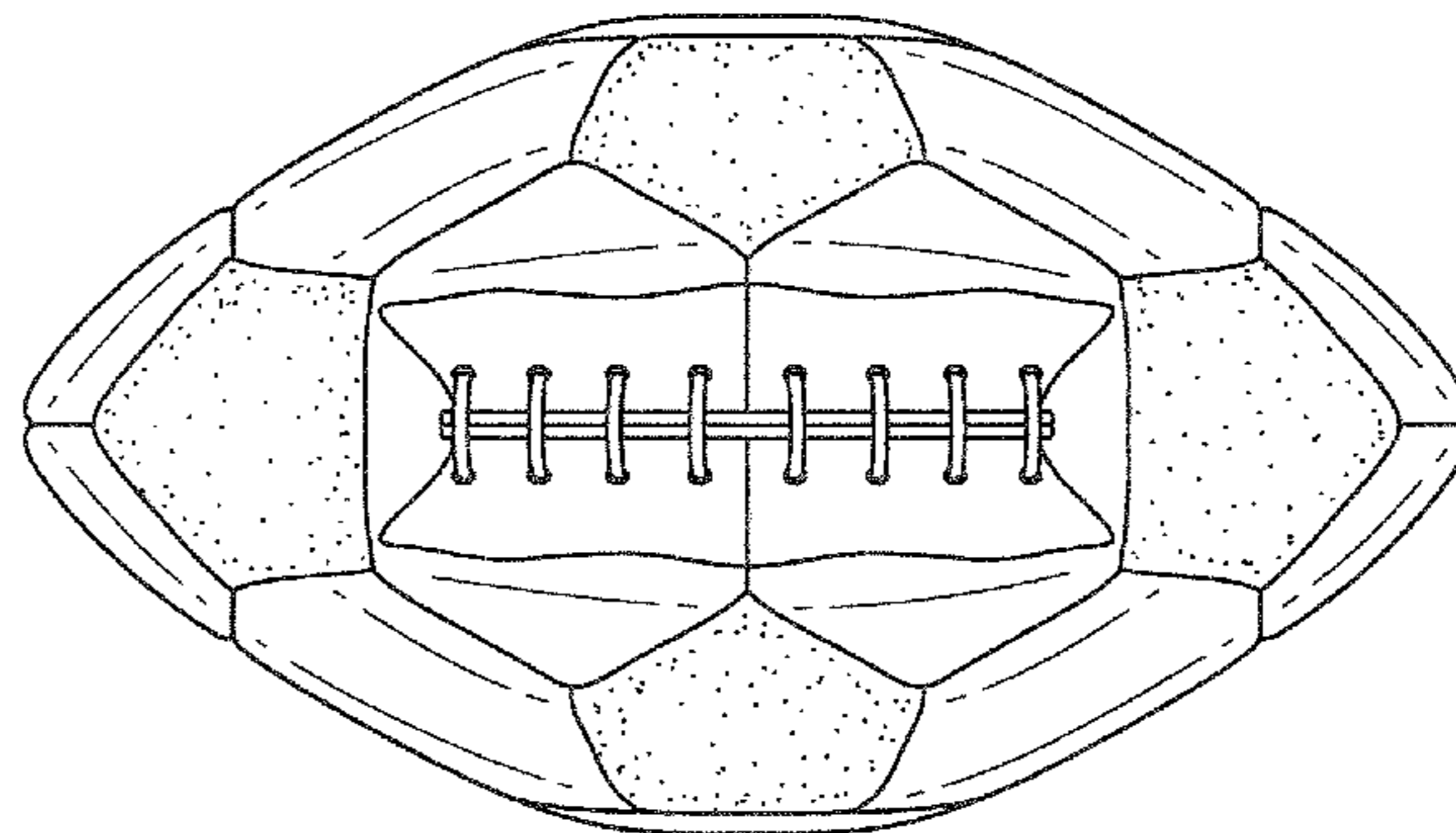

FIG. 4 is a left side elevational view thereof;

FIG. 5 is a right side elevational view thereof; and,

FIG. 6 is an end elevational view thereof.

The broken lines in FIGS. 3 and 5 are included for the purpose of illustrating an element of the football with soccer ball pattern that forms no part of the claimed design.

**1 Claim, 3 Drawing Sheets**






FIG. 1

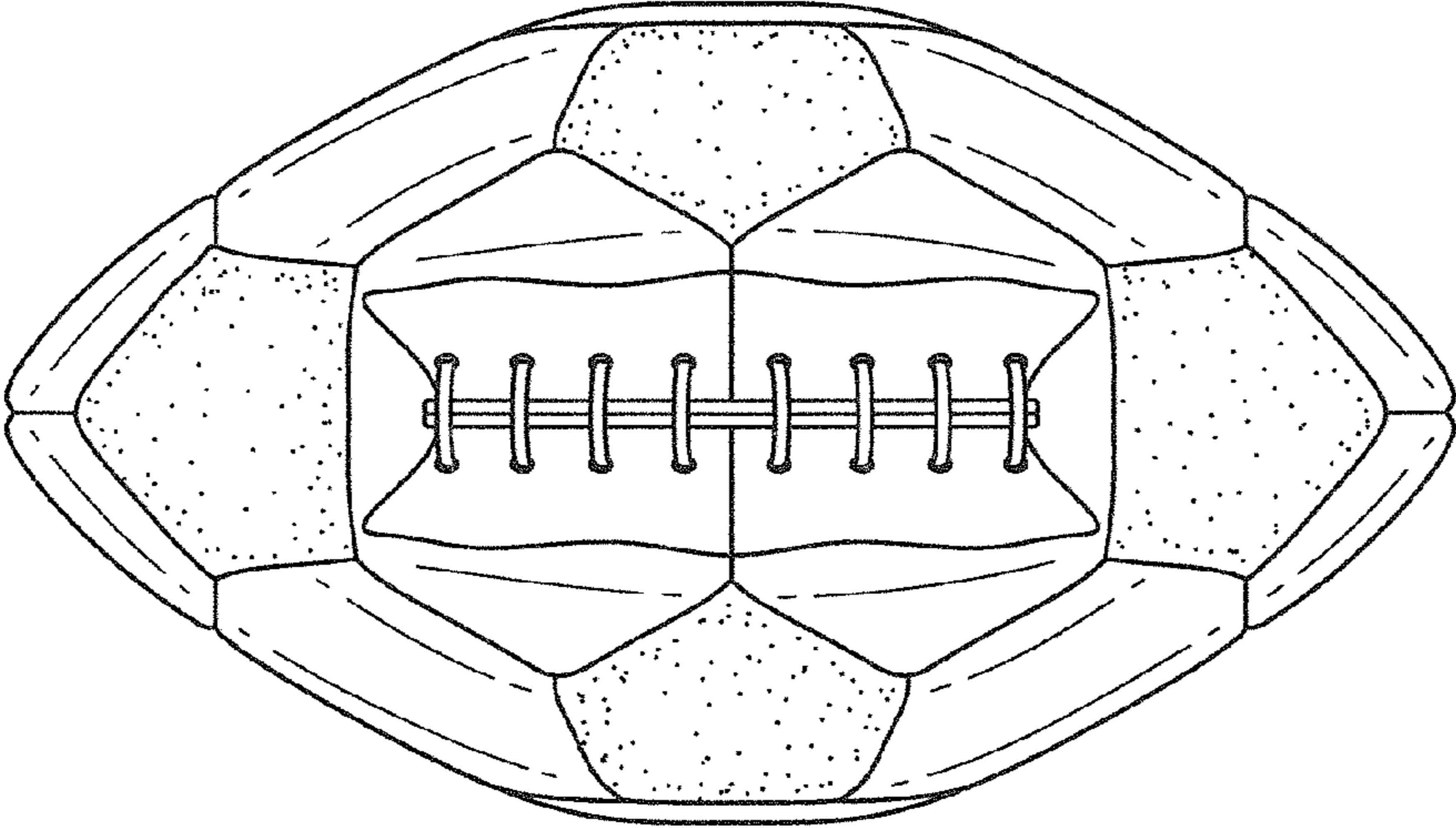


FIG. 2

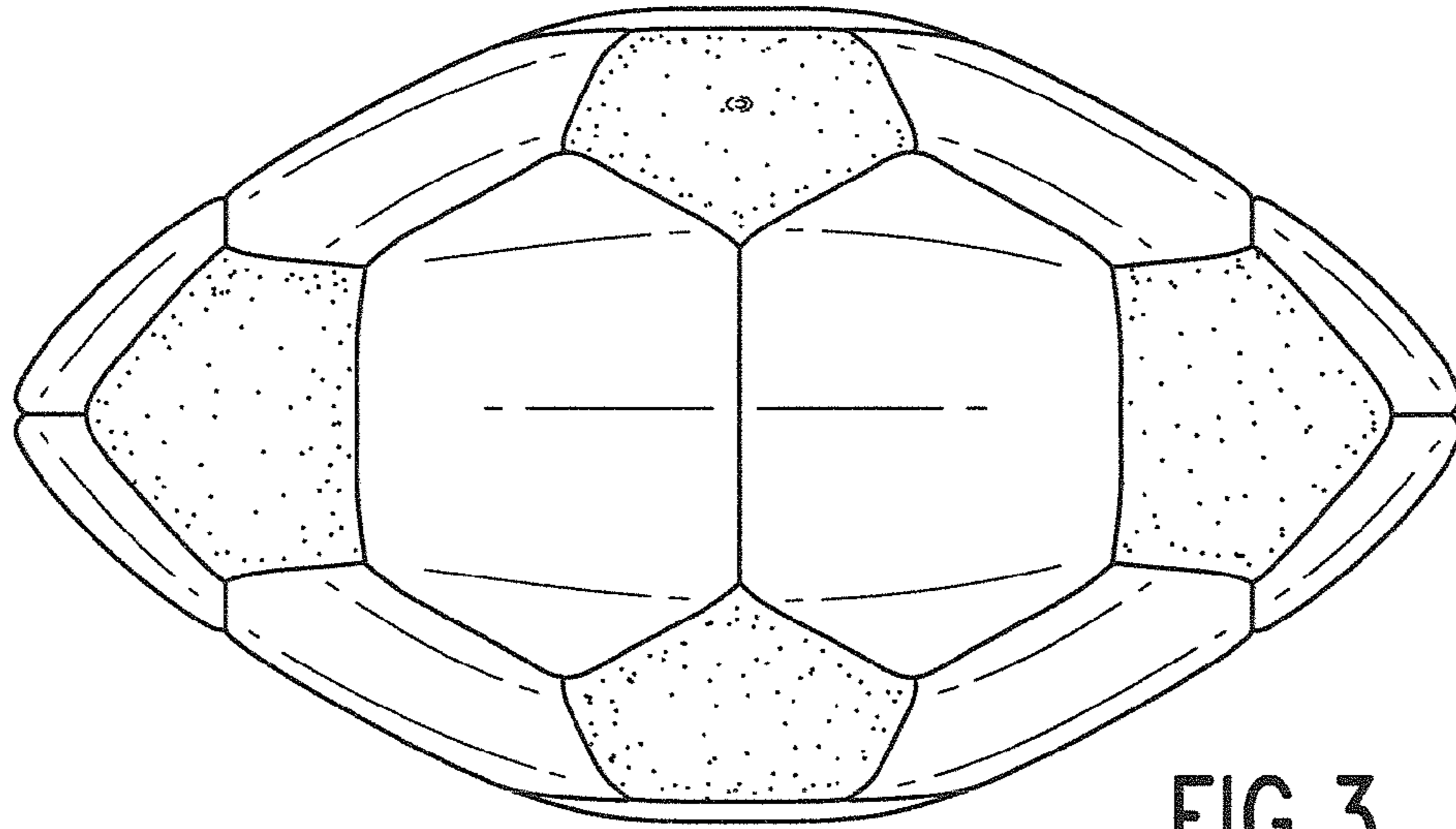


FIG. 3

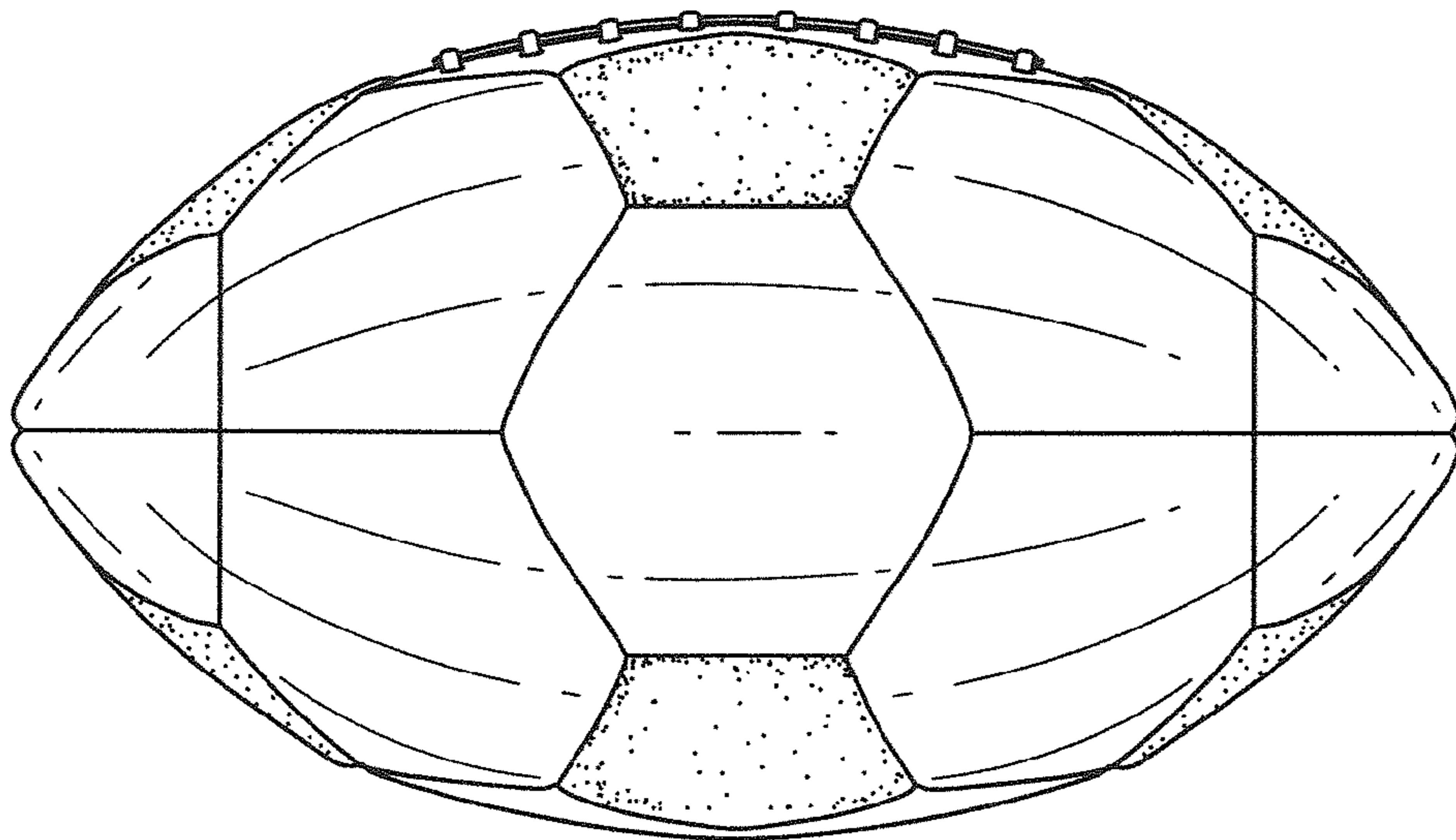


FIG. 4

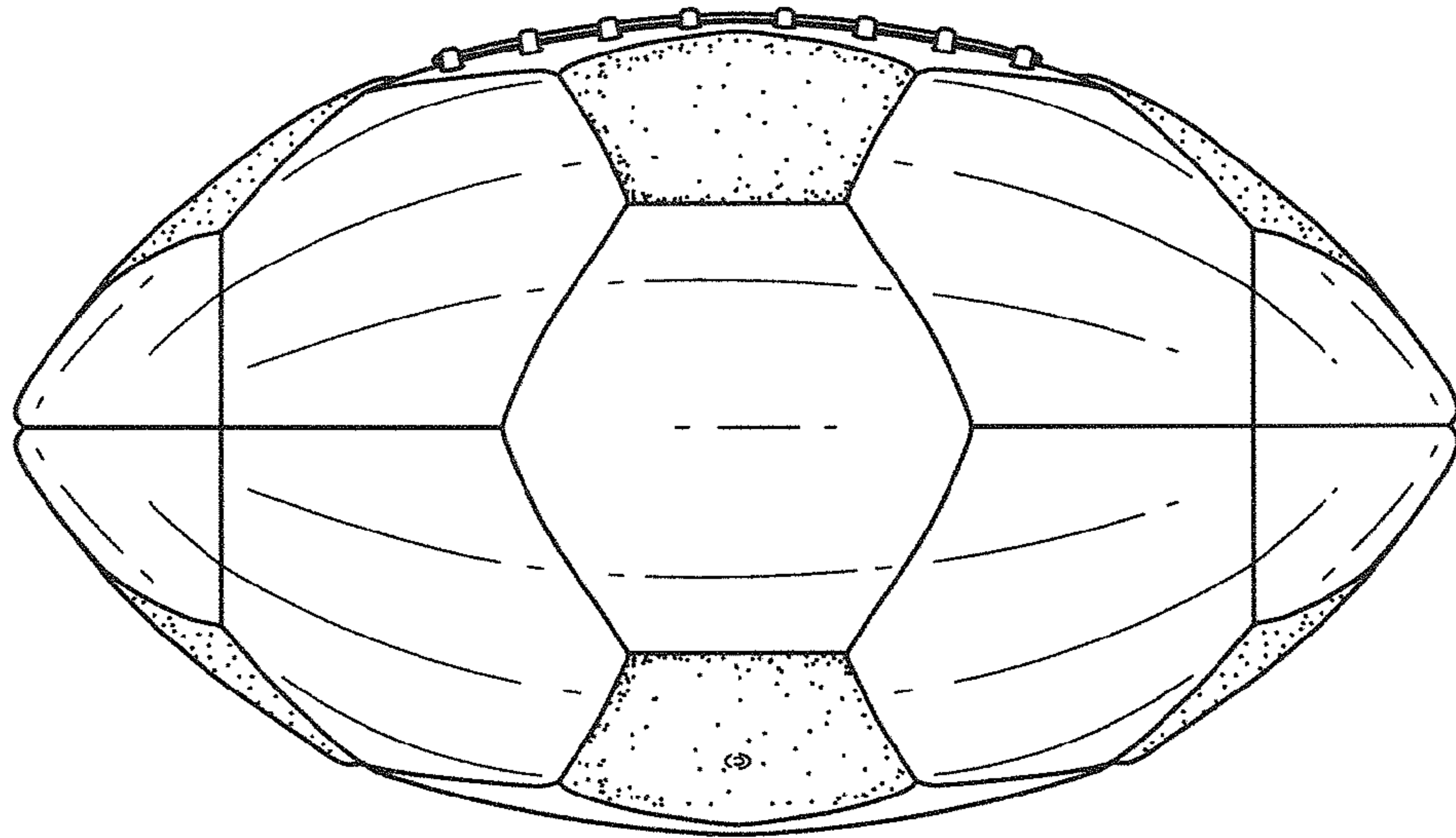


FIG. 5

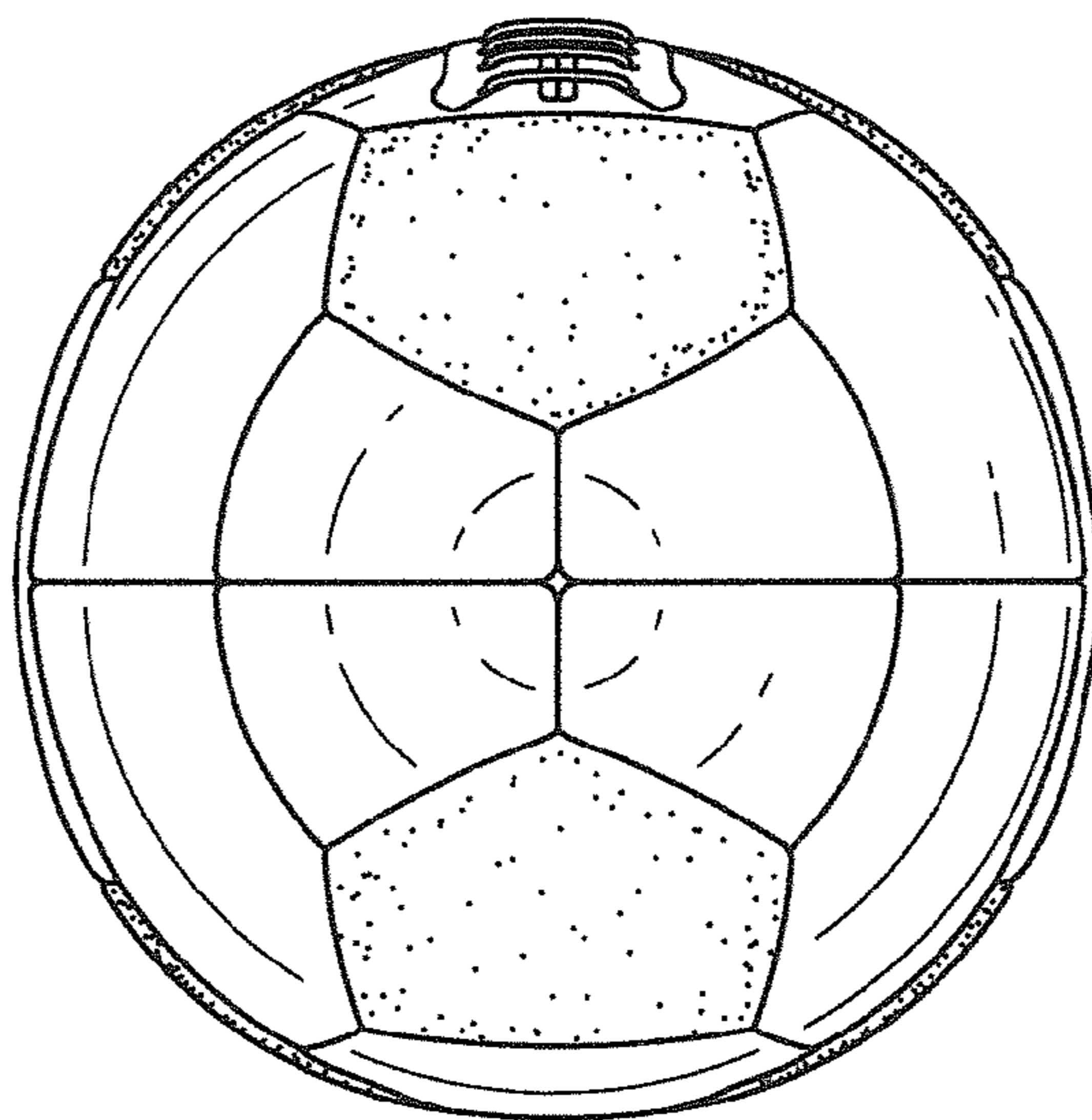


FIG. 6