

US00D625365S

(12) **United States Design Patent**
Lundgren

(10) **Patent No.:** **US D625,365 S**

(45) **Date of Patent:** **** Oct. 12, 2010**

(54) **DISPLAY EQUIPMENT**

(75) Inventor: **Andreas Lundgren**, Stockholm (SE)

(73) Assignee: **Expolinc Solna Aktiebolag** (SE)

(**) Term: **14 Years**

(21) Appl. No.: **29/337,011**

(22) Filed: **May 13, 2009**

(30) **Foreign Application Priority Data**

Nov. 13, 2008 (EM) 001038624-0002

(51) **LOC (9) Cl.** **20-99**

(52) **U.S. Cl.** **D20/99**

(58) **Field of Classification Search** D20/10,
D20/19, 42-44, 99; 40/605, 606.1, 642.02,
40/647, 649, 651-656, 658, 661, 662, 664,
40/666; D6/495; D8/349, 356, 382, 394,
D8/398; D11/221; D19/32; D25/119; 24/129 R;
52/398

See application file for complete search history.

(56) **References Cited**

U.S. PATENT DOCUMENTS

2,972,201	A *	2/1961	Niedermayer	40/666
3,154,870	A *	11/1964	Hopp et al.	40/605
D275,174	S *	8/1984	Rolli	D8/356
D321,914	S *	11/1991	Tam	D20/43
D322,634	S *	12/1991	Callas	D20/44
D398,216	S *	9/1998	Woodgate	D8/349
D423,592	S *	4/2000	Wamsley	D20/42

D453,534	S *	2/2002	Kosir	D20/43
D454,593	S *	3/2002	Kosir	D20/44
D479,798	S *	9/2003	Wall	D8/382
D549,493	S *	8/2007	Petrick et al.	D6/495
D572,313	S *	7/2008	Pitt	D20/43
D575,143	S *	8/2008	Kuo et al.	D8/394
7,444,792	B2 *	11/2008	Matson	52/698
D586,862	S *	2/2009	Healy et al.	D20/43
2008/0256761	A1 *	10/2008	Bukoski	24/129 R

* cited by examiner

Primary Examiner—Mary Ann Calabrese

(74) *Attorney, Agent, or Firm*—Pepper Hamilton LLP


(57) **CLAIM**

The ornamental design for a display equipment, as shown and described.

DESCRIPTION

- FIG. 1 is a front view of a display equipment;
- FIG. 2 is a back view thereof;
- FIG. 3 is a reduced scale top perspective view thereof
- FIG. 4 is a bottom perspective view thereof
- FIG. 5 is a further reduced scale left side view thereof
- FIG. 6 is a right side view thereof
- FIG. 7 is a front and top perspective view thereof;
- FIG. 8 is a front and bottom perspective view thereof;
- FIG. 9 is a back and top perspective view thereof; and,
- FIG. 10 is a back and bottom perspective view thereof.

1 Claim, 10 Drawing Sheets



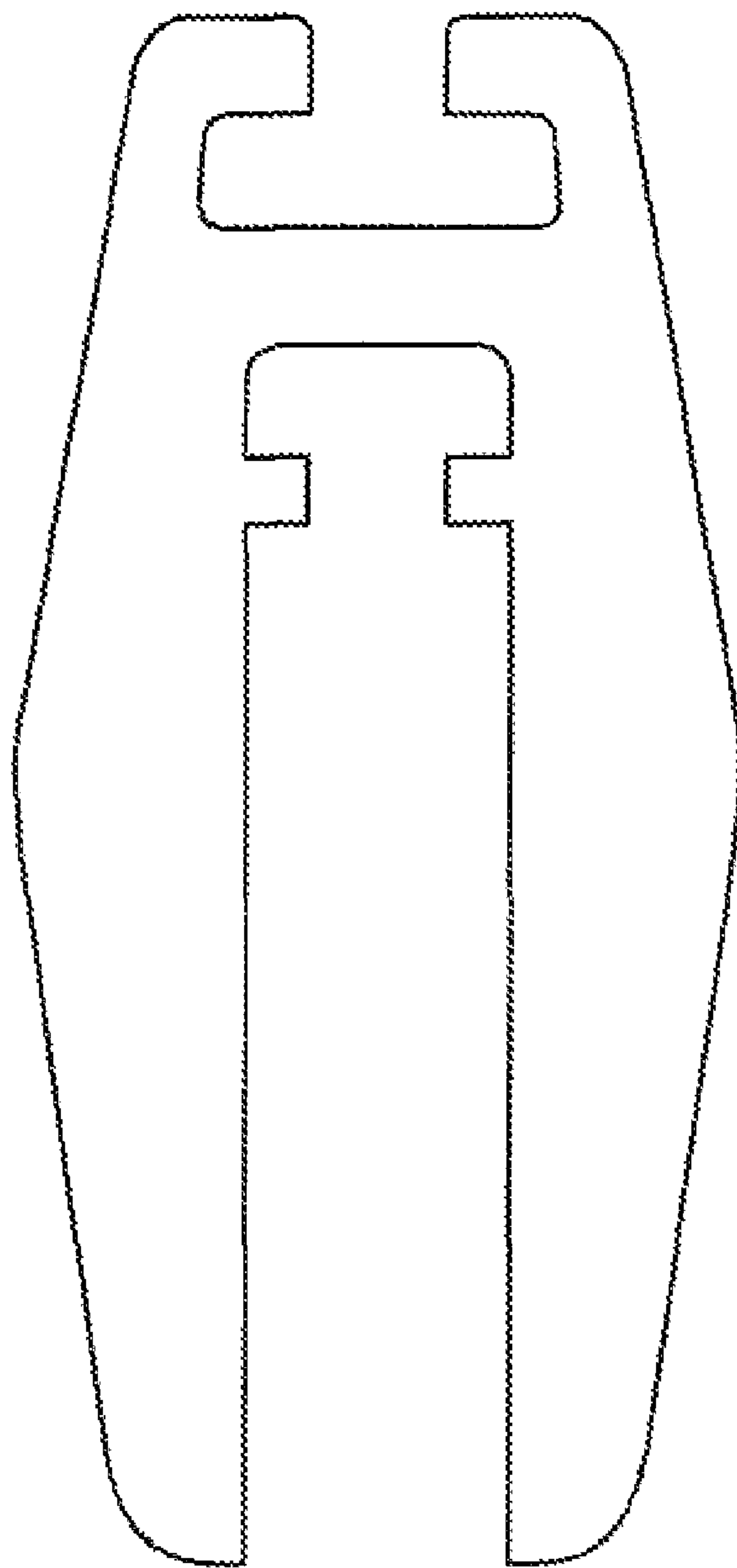


FIG. 1

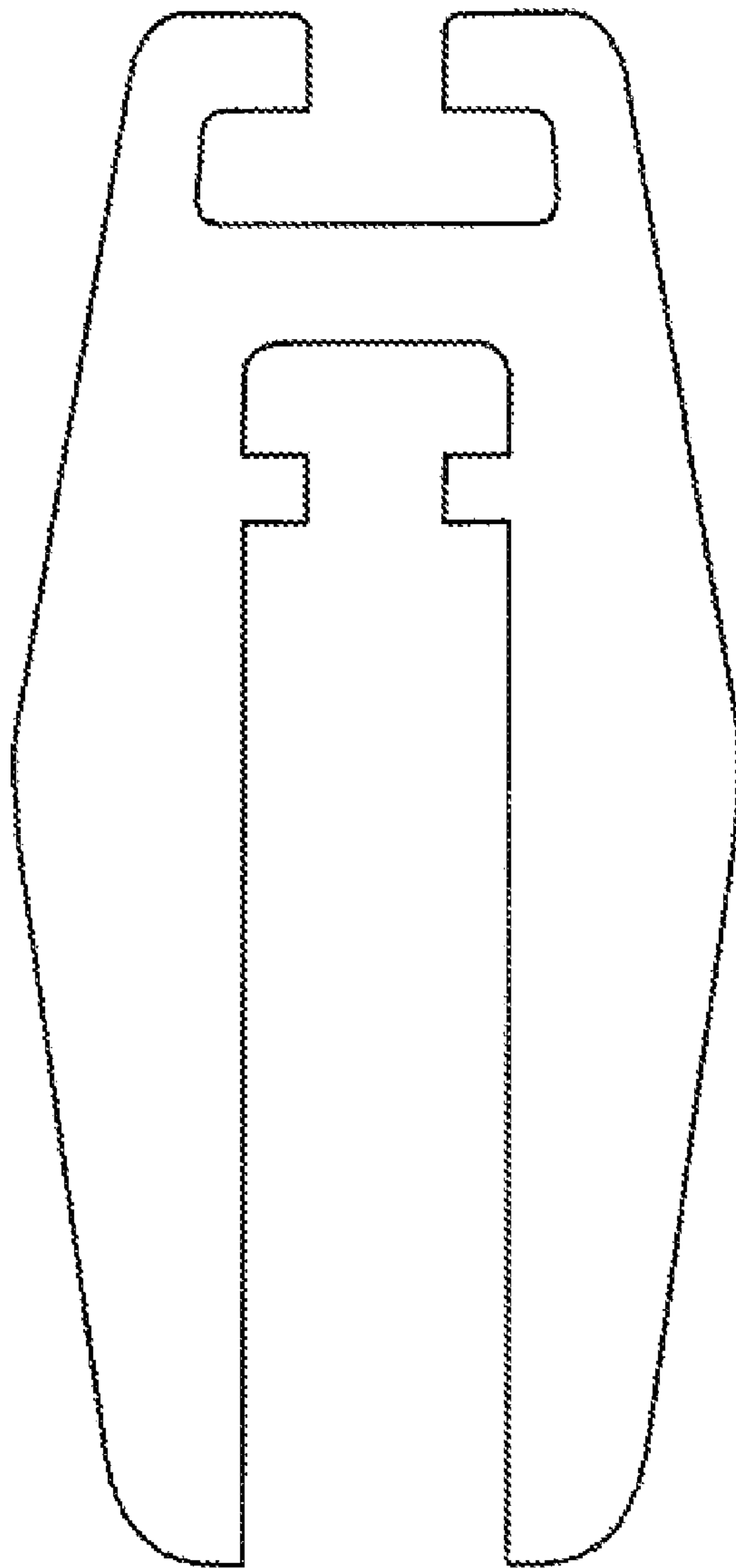


FIG. 2



FIG. 3



FIG. 4




FIG. 5




FIG. 6




FIG. 7




FIG. 8




FIG. 9




FIG. 10