



US00D625314S

(12) **United States Design Patent**
Jewitt et al.

(10) **Patent No.:** **US D625,314 S**
(45) **Date of Patent:** **** Oct. 12, 2010**

(54) **DUAL-END SLIDER FOR A TOUCH-BASED USER INTERFACE FOR A DISPLAY SCREEN**

2009/0183108 A1* 7/2009 Arrouye et al. 715/781
2010/0023893 A1* 1/2010 Shan et al. 715/838
2010/0083163 A1* 4/2010 Maghoul et al. 715/781

(75) Inventors: **Shane Jewitt**, Rochester, NY (US);
Karen H Totten, Rochester, NY (US)

FOREIGN PATENT DOCUMENTS

(73) Assignee: **Xerox Corporation**, Norwalk, CT (US)

EM 000178793-0003 * 5/2004

(**) Term: **14 Years**

* cited by examiner

(21) Appl. No.: **29/327,323**

Primary Examiner—Angela J Lee

(22) Filed: **Nov. 4, 2008**

(74) *Attorney, Agent, or Firm*—Tallam I. Nguti

(51) **LOC (9) Cl.** **14-04**

(52) **U.S. Cl.** **D14/485**

(58) **Field of Classification Search** D14/485,
D14/486, 487, 488, 489, 490, 491, 492, 493,
D14/494, 495; 348/14.03, 14.14, 14.15,
348/569; 725/41, 43, 52, 53; 345/902, 951,
345/952, 955, 960; 715/793, 799, 808, 809,
715/810, 825, 828, 835, 838, 840, 841, 842,
715/843, 861, 864, 867, 974, 975, 977, 833,
715/215, 246, 700, 703, 712, 716, 719, 721,
715/727, 739, 771, 781, 783

See application file for complete search history.

(57) **CLAIM**

The ornamental design for a dual-end slider for a touch-based user interface for a display screen, as shown and described.

DESCRIPTION

FIG. 1 is a front view of a first embodiment of a dual-end slider for a touch-based user interface for a display screen showing the ornamental design thereof in accordance with the present invention;

FIG. 2 is a front view of a second embodiment thereof, but shown separately without the broken line environment for clarity of illustration;

FIG. 3 is a front view of a third embodiment thereof, but shown separately without the broken line environment for clarity of illustration; and,

FIG. 4 is a front view of a fourth embodiment thereof, but shown separately without the broken line environment for clarity of illustration.

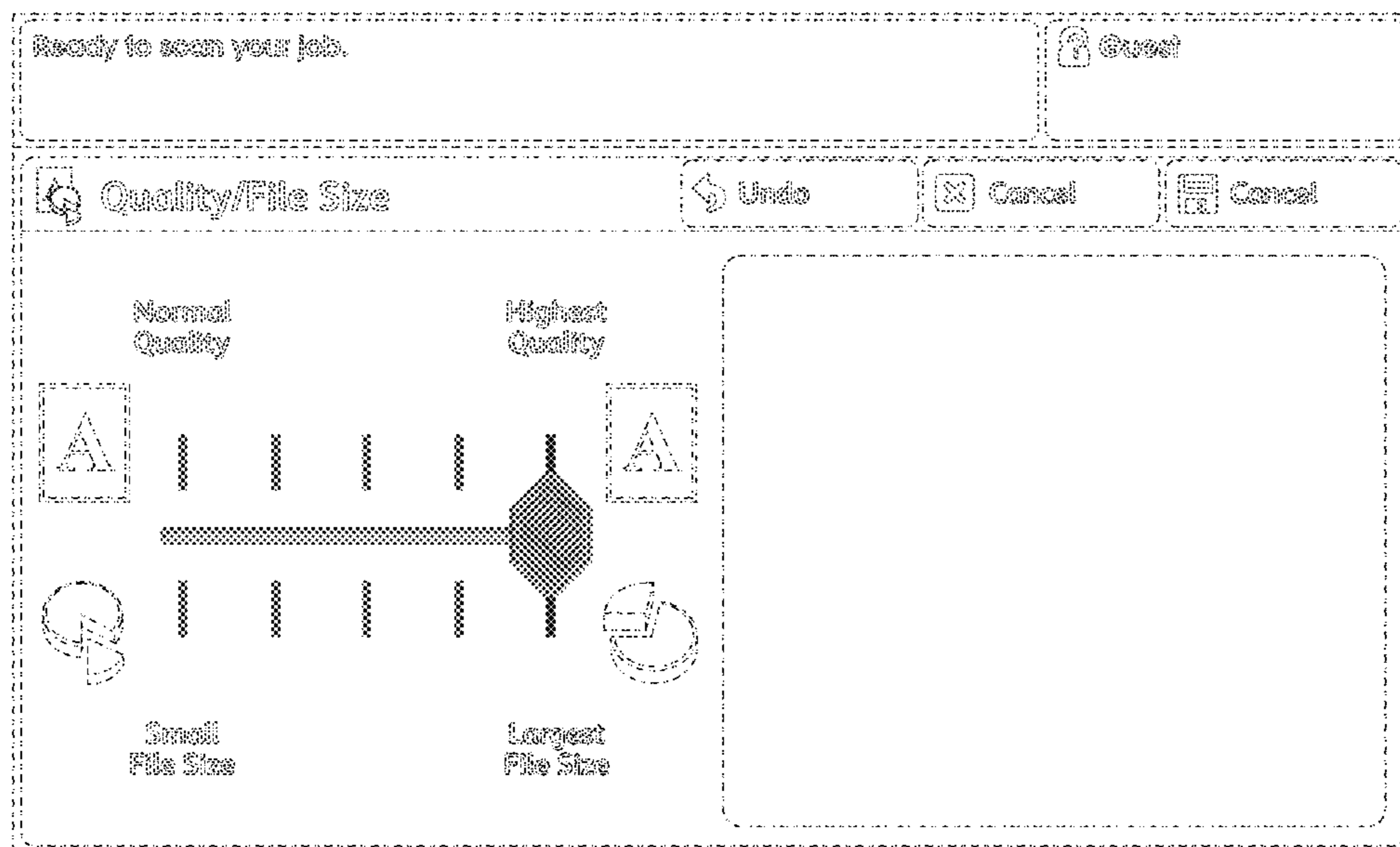
The outer rectangle shown in broken lines in the figure is included for the purpose of showing an unclaimed portion of the display screen and forms no part of the claimed design. All other broken lines show unclaimed portions of the touch-based user interface and form no part of the claimed design.

(56) **References Cited**

U.S. PATENT DOCUMENTS

5,615,347 A * 3/1997 Davis et al. 715/833
D499,110 S * 11/2004 Ording et al. D14/487
6,879,348 B1 * 4/2005 Niida 348/552
D574,396 S * 8/2008 Tomizawa et al. D14/487
7,486,300 B2 * 2/2009 Rose 345/593
2005/0183038 A1* 8/2005 Yamamoto et al. 715/838
2005/0246647 A1* 11/2005 Beam et al. 715/747
2007/0067740 A1* 3/2007 Seo et al. 715/825
2008/0229241 A1* 9/2008 Davies et al. 715/810
2009/0077499 A1* 3/2009 Svendsen et al. 715/833

1 Claim, 2 Drawing Sheets



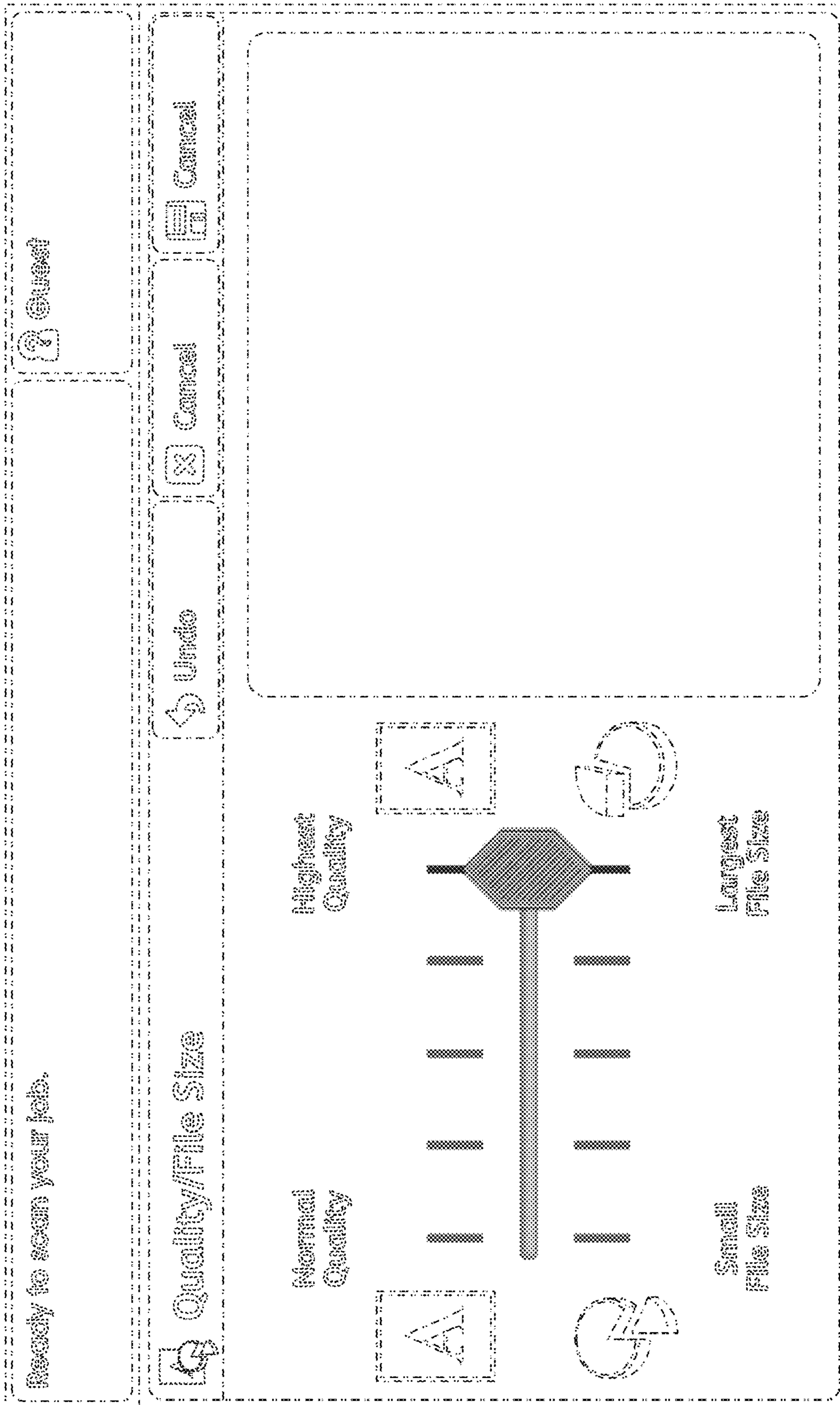


FIG. 1

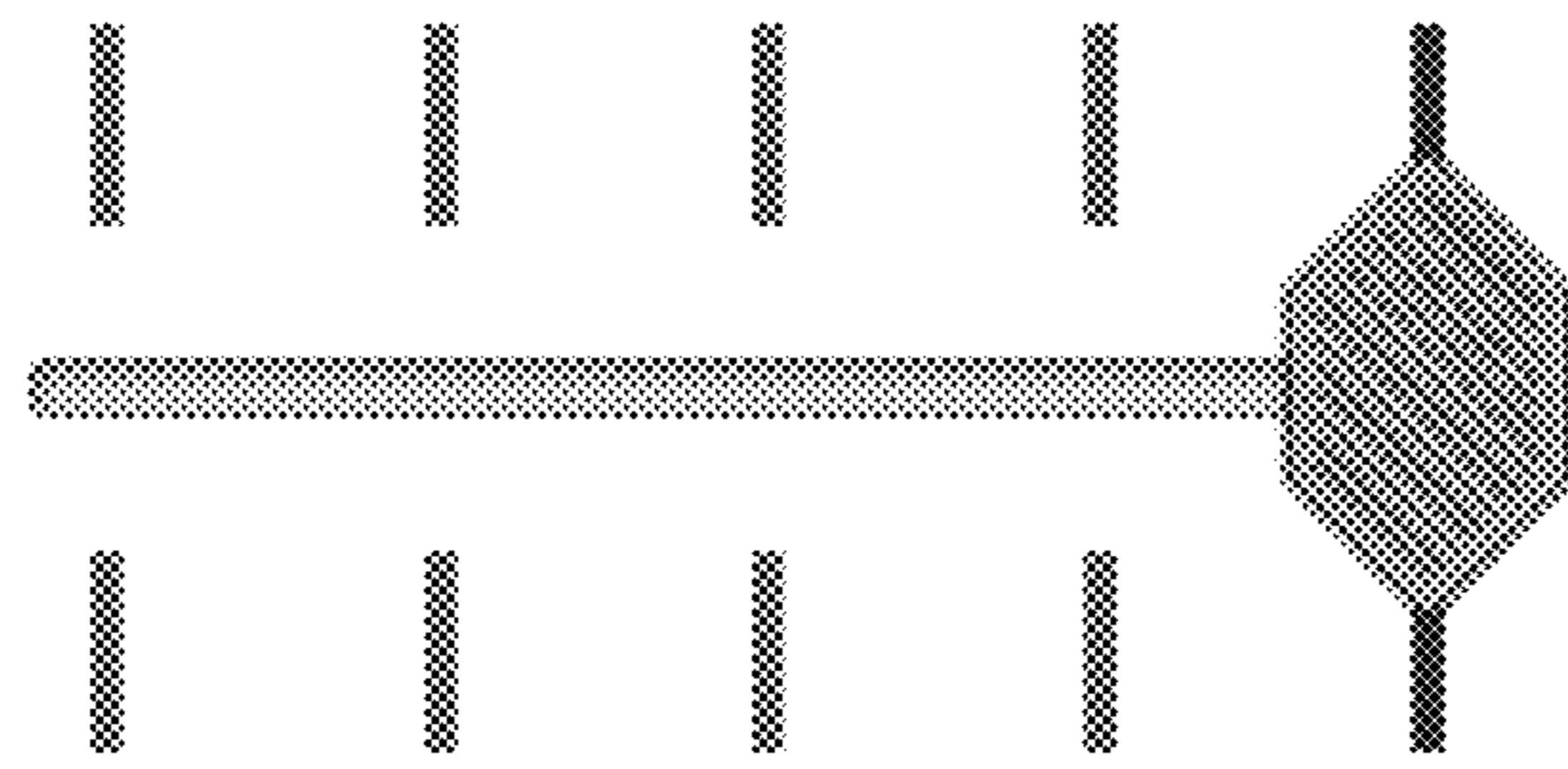


FIG. 2




FIG. 3

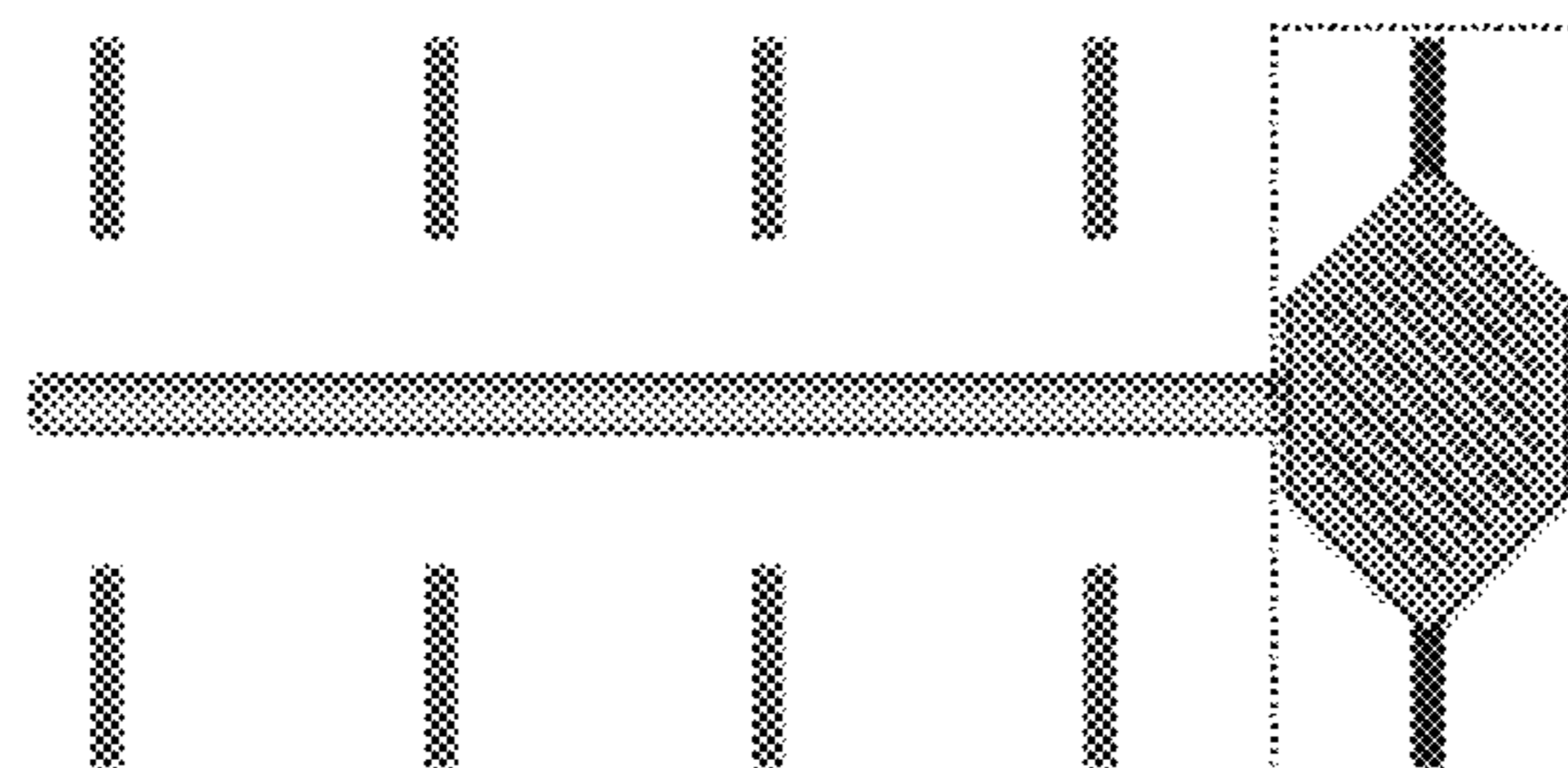


FIG. 4