



US00D625312S

(12) **United States Design Patent**
Jewitt et al.

(10) **Patent No.:** **US D625,312 S**
(45) **Date of Patent:** **** Oct. 12, 2010**

(54) **MENU COMMAND BUTTON FOR A TOUCH-BASED USER INTERFACE FOR A DISPLAY SCREEN**

2010/0011318 A1* 1/2010 Nakada et al. 715/808
2010/0088218 A1* 4/2010 Rosenthal et al. 705/37

* cited by examiner

(75) Inventors: **Shane Jewitt**, Rochester, NY (US);
Karen H Totten, Rochester, NY (US)

Primary Examiner—Angela J Lee
(74) *Attorney, Agent, or Firm*—Tallam I. Nguti

(73) Assignee: **Xerox Corporation**, Norwalk, CT (US)

(57) **CLAIM**

(**) Term: **14 Years**

The ornamental design for a menu command button for a touch-based user interface for a display screen, as shown and described.

(21) Appl. No.: **29/327,314**

(22) Filed: **Nov. 4, 2008**

DESCRIPTION

(51) **LOC (9) Cl.** **14-04**

(52) **U.S. Cl.** **D14/485**

(58) **Field of Classification Search** D14/485,
D14/486, 487, 488, 489, 490, 491, 492, 493,
D14/494, 495; 348/14.03, 14.14, 14.15,
348/569; 725/41, 43, 52, 53; 345/902, 951,
345/952, 955, 960; 715/793, 799, 808, 809,
715/810, 825, 828, 835, 838, 840, 841, 842,
715/843, 861, 864, 867, 974, 975, 977, 833,
715/215, 246, 700, 703, 712, 716, 719, 721,
715/727, 739, 771, 781, 783

See application file for complete search history.

FIG. 1 is a front view of a first embodiment of a menu command button for a touch-based user interface display screen showing the ornamental design thereof in accordance with the present invention;

FIG. 2 is a front view of a second embodiment thereof, but shown separately without the broken line environment for clarity of illustration;

FIG. 3 is a front view of a third embodiment thereof, but shown separately without the broken line environment for clarity of illustration;

FIG. 4 is a front view of a fourth embodiment thereof, but shown separately without the broken line environment for clarity of illustration; and,

FIG. 5 is a front view of a fifth embodiment thereof, but shown separately without the broken line environment for clarity of illustration.

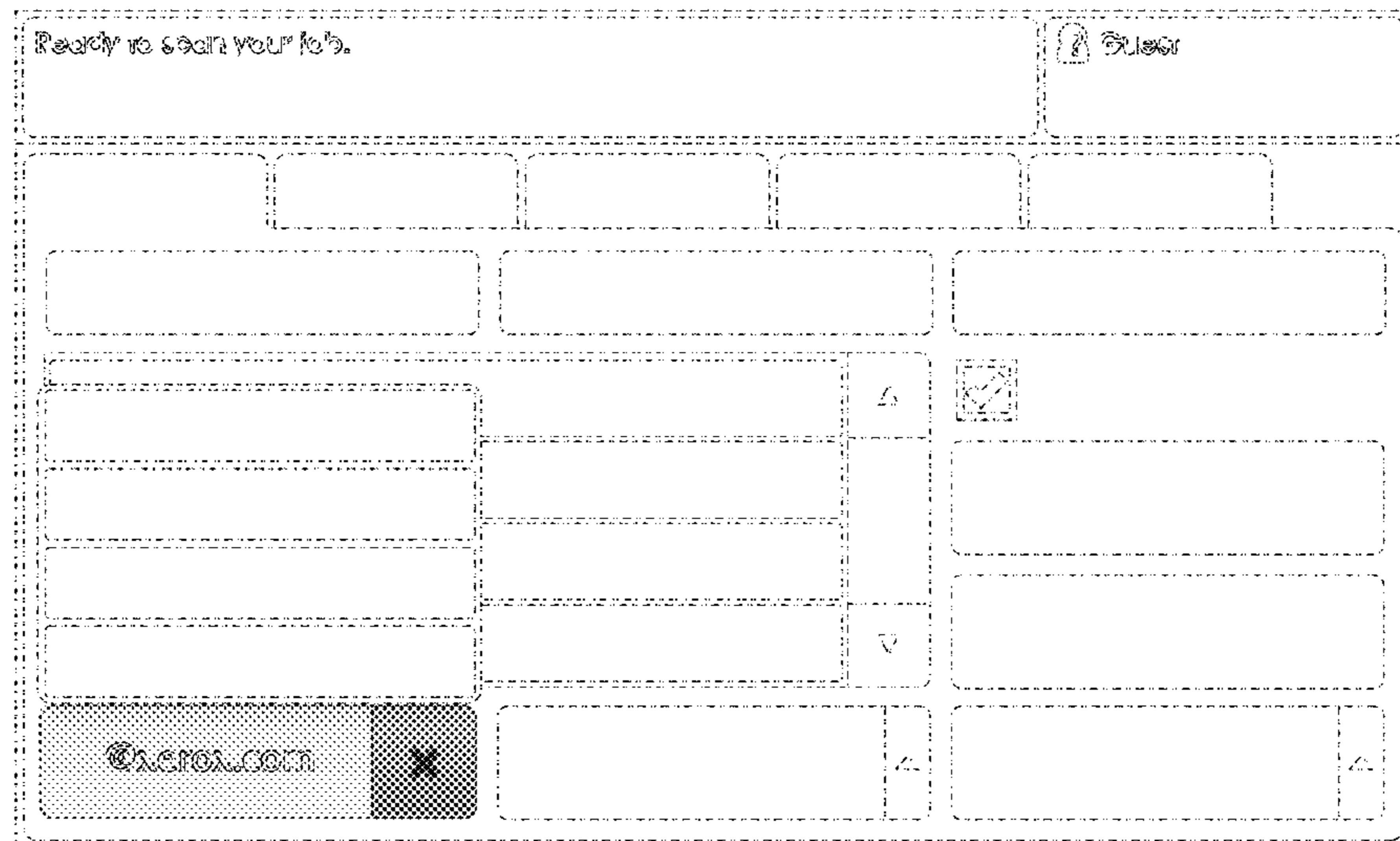
The outer rectangle shown in broken lines in the figure is included for the purpose of showing an unclaimed portion of the display screen and forms no part of the claimed design. All other broken lines show unclaimed portions of the menu command button or touch-based user interface and form no part of the claimed design.

(56) **References Cited**

U.S. PATENT DOCUMENTS

5,999,175	A *	12/1999	Nalder	715/766
D512,071	S *	11/2005	Esque	D14/487
D527,388	S *	8/2006	McDougall et al.	D14/485
D539,809	S *	4/2007	Totten et al.	D14/487
D550,681	S *	9/2007	Totten et al.	D14/486
2007/0157124	A1 *	7/2007	Haug	715/835
2008/0115124	A1 *	5/2008	Remer	717/178
2009/0007260	A1 *	1/2009	Winje et al.	726/21
2009/0031239	A1 *	1/2009	Coleran et al.	715/771
2009/0046057	A1 *	2/2009	Umezawa	345/156
2009/0064050	A1 *	3/2009	Aono	715/843

1 Claim, 2 Drawing Sheets



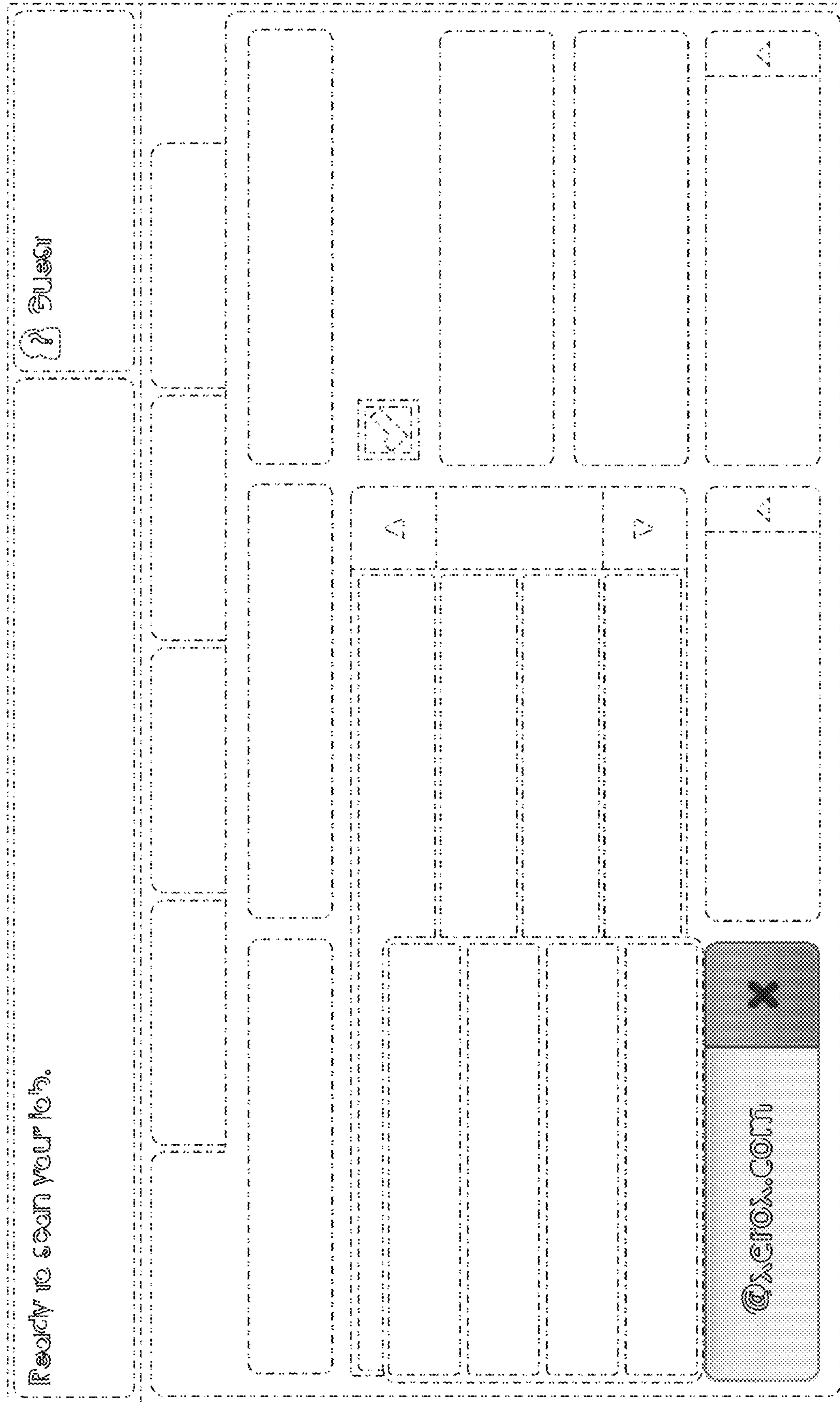


FIG. 1




FIG. 2




FIG. 3




FIG. 4




FIG. 5