



US00D625307S

(12) **United States Design Patent**
Cheng

(10) **Patent No.:** **US D625,307 S**
(45) **Date of Patent:** **** Oct. 12, 2010**

(54) **ELECTRONIC BOOK**

(75) Inventor: **Chao-Yuan Cheng**, Shindian (TW)

(73) Assignee: **FIH (Hong Kong) Limited**, Kowloon (HK)

(**) Term: **14 Years**

(21) Appl. No.: **29/358,290**

(22) Filed: **Mar. 25, 2010**

(51) **LOC (9) Cl.** **14-02**

(52) **U.S. Cl.** **D14/341**

(58) **Field of Classification Search** D14/341-347, D14/137, 138, 138.1, 138 AA, 138 R, 138 AB, D14/138 AC, 138 AD, 138 C, 138 G, 496, D14/203.1, 203.3, 203.4, 203.5, 203.6, 203.7, D14/426, 427, 428, 432, 429, 129, 130, 420, D14/439-441, 448, 125, 147, 156, 218, 247-248, D14/250, 389, 336; D10/65, 104; D18/6-7; D21/29, 686, 33, 324, 329, 330; D6/596, D6/601, 605; D19/60; 345/169, 901, 905; 348/169; 361/814; 341/122; 346/173; 379/433.04, 379/433.07, 433.11, 433.12, 433.13, 910, 379/916, 433.01, 433.06

See application file for complete search history.

(56) **References Cited**

U.S. PATENT DOCUMENTS

D270,061 S *	8/1983	Ackeret	D6/308
D337,569 S *	7/1993	Kando	D14/341
D497,618 S *	10/2004	Andre et al.	D14/203.7
D565,596 S *	4/2008	Kim	D14/496
D567,819 S *	4/2008	Devericks et al.	D14/496
D568,285 S *	5/2008	Lee et al.	D14/138 G
D570,346 S *	6/2008	Suk et al.	D14/341
D578,138 S *	10/2008	Sheba et al.	D14/496

D580,431 S *	11/2008	Morita	D14/341
D584,738 S *	1/2009	Kim et al.	D14/496
D584,742 S *	1/2009	Sheba et al.	D14/496
D593,132 S *	5/2009	Kim	D14/496
D595,712 S *	7/2009	Guery et al.	D14/341
D597,067 S *	7/2009	Oh et al.	D14/203.7
D598,016 S *	8/2009	Han et al.	D14/341
D600,690 S *	9/2009	Miyaji	D14/341
D601,535 S *	10/2009	Huang	D14/138 AD
D602,488 S *	10/2009	Jiang et al.	D14/341
D605,194 S *	12/2009	Hakoda	D14/345
D615,945 S *	5/2010	Kim et al.	D14/138 G

* cited by examiner

Primary Examiner—Cathron C Brooks

Assistant Examiner—Barbara Fox

(74) *Attorney, Agent, or Firm*—Steven M. Reiss

(57) **CLAIM**

The ornamental design for an electronic book, as shown and described.

DESCRIPTION

FIG. 1 is a perspective view of an electronic book showing my new design;

FIG. 2 is a front elevational view thereof;

FIG. 3 is a rear elevational view thereof;

FIG. 4 is a left side elevational view thereof;

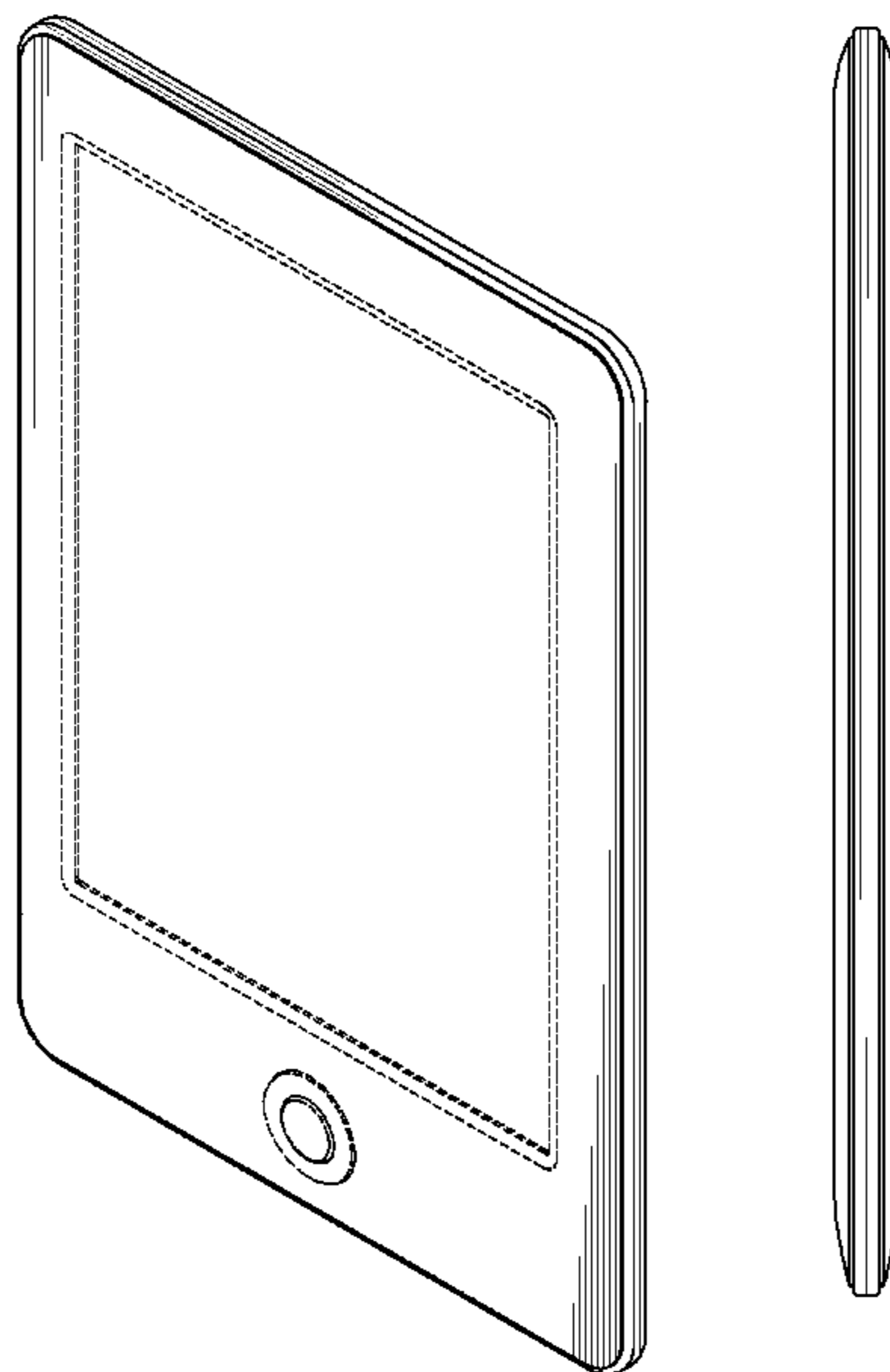
FIG. 5 is a right side elevational view thereof;

FIG. 6 is a top plan view thereof; and,

FIG. 7 is a bottom plan view thereof.

The broken lines shown in the drawings are for the purpose of illustrating unclaimed portions of the electronic book and form no part of the claimed design.

1 Claim, 7 Drawing Sheets



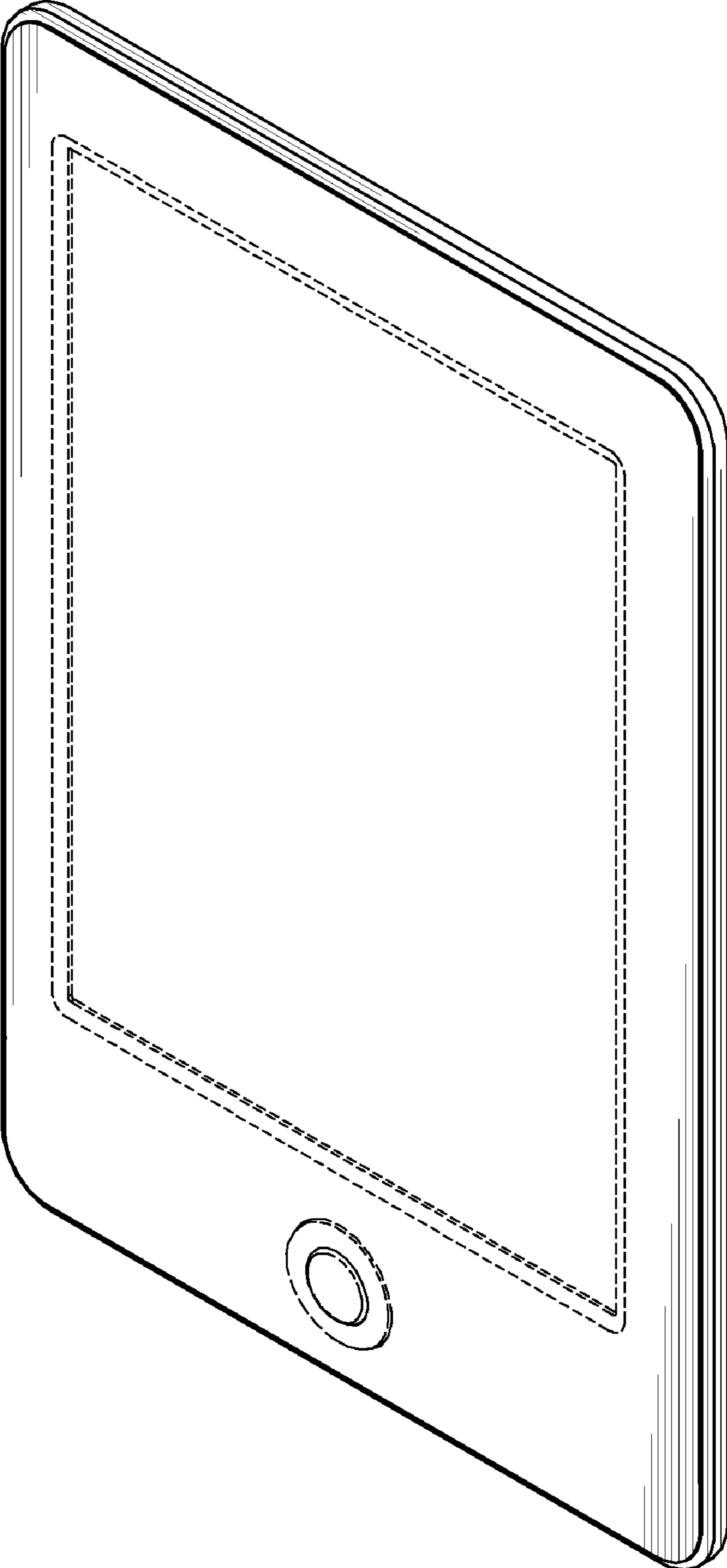


FIG. 1




FIG. 2




FIG. 3




FIG. 4

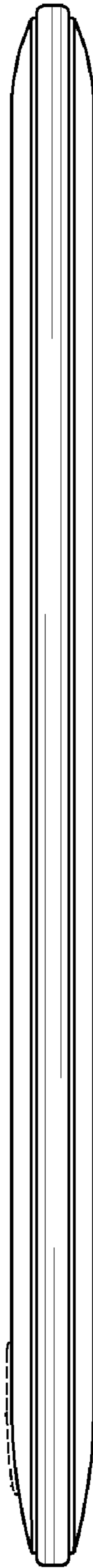


FIG. 5

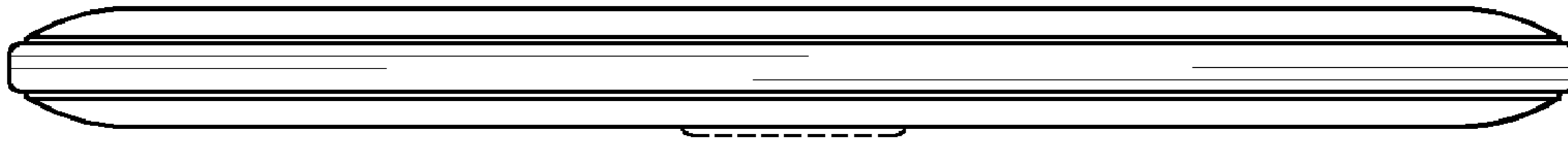


FIG. 6




FIG. 7