



US00D625294S

(12) **United States Design Patent**
Wada

(10) **Patent No.:** **US D625,294 S**
(45) **Date of Patent:** **** Oct. 12, 2010**

(54) **REMOTE CONTROLLER**

(75) Inventor: **Jo Wada**, Tokyo (JP)

(73) Assignee: **Sony Corporation**, Tokyo (JP)

(**) Term: **14 Years**

(21) Appl. No.: **29/347,291**

(22) Filed: **Nov. 24, 2009**

(30) **Foreign Application Priority Data**

Jun. 15, 2009 (JP) D2009-013493

(51) **LOC (9) Cl.** **14-03**

(52) **U.S. Cl.** **D14/218**

(58) **Field of Classification Search** D14/174,
D14/137-139, 151, 217, 218, 191-193, 167,
D14/299, 168, 247, 455, 456; D13/168,
D13/162-164; D21/512-517, 566; D10/104,
D10/106; 345/169; 348/114, 734; 455/352-355,
455/151.1-151.4, 128, 347, 90.3

See application file for complete search history.

(56) **References Cited**

U.S. PATENT DOCUMENTS

D318,670 S * 7/1991 Taniguchi D14/205
D326,655 S * 6/1992 Iribe D14/192
D344,524 S * 2/1994 Taniguchi D14/218
D424,567 S 5/2000 Hakoda
6,122,369 A * 9/2000 Hwang et al. 379/420.04
D458,248 S * 6/2002 Davies et al. D14/206
D473,217 S * 4/2003 Rivera D14/223
D475,359 S * 6/2003 Hirose D14/480.1
D475,996 S * 6/2003 Skulley D14/240
D499,702 S 12/2004 Abe
D500,484 S * 1/2005 Deguchi D14/480.1
D519,988 S 5/2006 Tanaka
D520,984 S * 5/2006 Lee et al. D14/155
D531,615 S * 11/2006 Lee D14/188
D533,866 S 12/2006 Morisawa
D539,782 S * 4/2007 Lee D14/188
D554,630 S * 11/2007 Ma D14/240

D575,280 S * 8/2008 Marquez D14/240
D577,715 S * 9/2008 Lim et al. D14/240
D581,370 S 11/2008 Corsini et al.
D586,301 S 2/2009 Corsini et al.
D594,440 S * 6/2009 Hyneczek et al. D14/155
D606,980 S * 12/2009 Bradford D14/218
D614,167 S * 4/2010 Brickstad D14/205

FOREIGN PATENT DOCUMENTS

JP D1183707 S 7/2003
JP D1219827 S 8/2004
JP D1220186 S 9/2004
JP D1265047 S 1/2006
JP D1296173 S 2/2007
JP D1336594 S 6/2008

OTHER PUBLICATIONS

“Apple Earphones with Remote and Mic”, <http://store.apple.com/jp/product/MB770G/A?fnode=MTY1NDA3NA&mco=MTA4NTk0MzM>, Apple Store (Japan), Apple Inc., 2 sheets (Oct. 2009, reprinted Nov. 24, 2009).

* cited by examiner

Primary Examiner—Cathron C Brooks

Assistant Examiner—John Windmuller

(74) *Attorney, Agent, or Firm*—Rader, Fishman & Grauer PLLC

(57) **CLAIM**

The ornamental design for a remote controller, as shown.

DESCRIPTION

FIG. 1 is a perspective view of a remote controller showing my new design;

FIG. 2 is a front elevational view thereof;

FIG. 3 is a rear elevational view thereof;

FIG. 4 is a left side elevational view thereof;

FIG. 5 is a right side elevational view thereof;

FIG. 6 is a top plan view thereof; and,

FIG. 7 is a bottom plan view thereof.

1 Claim, 4 Drawing Sheets

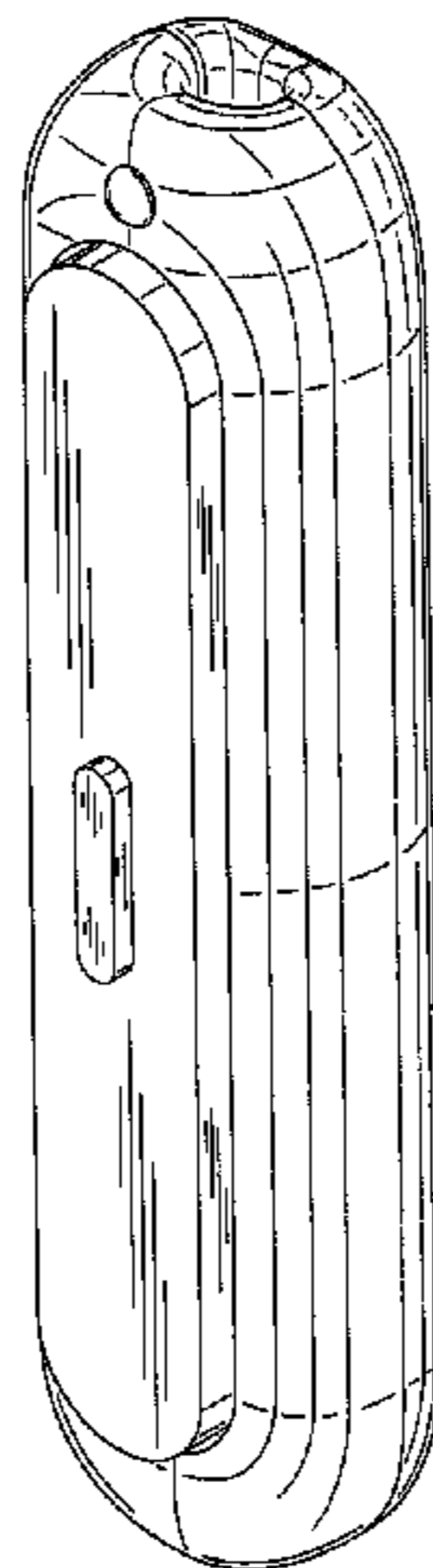


FIG. 1

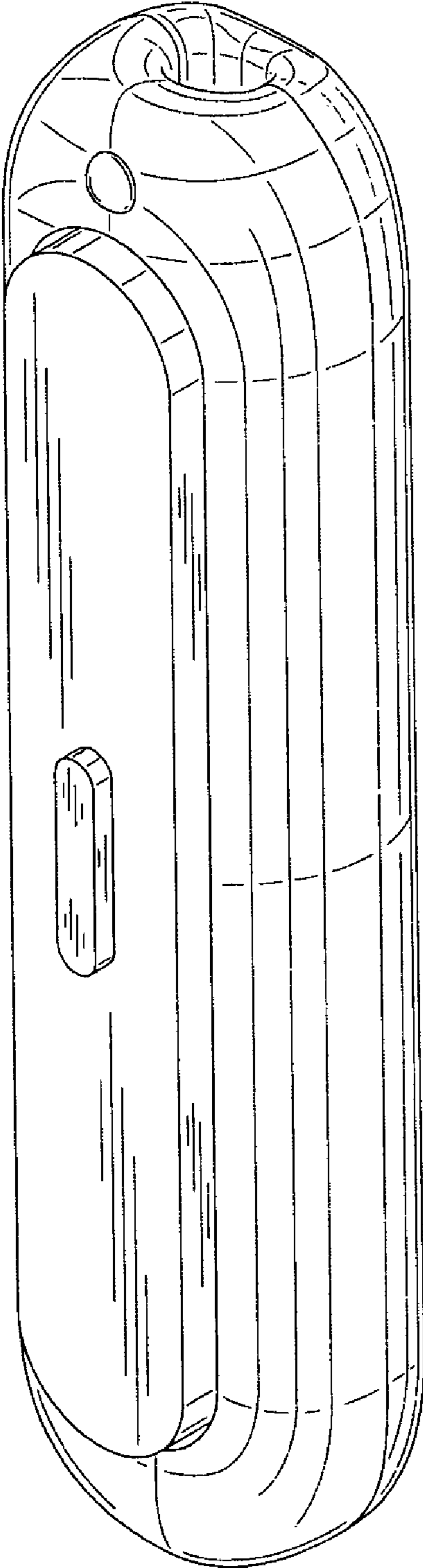


FIG.2

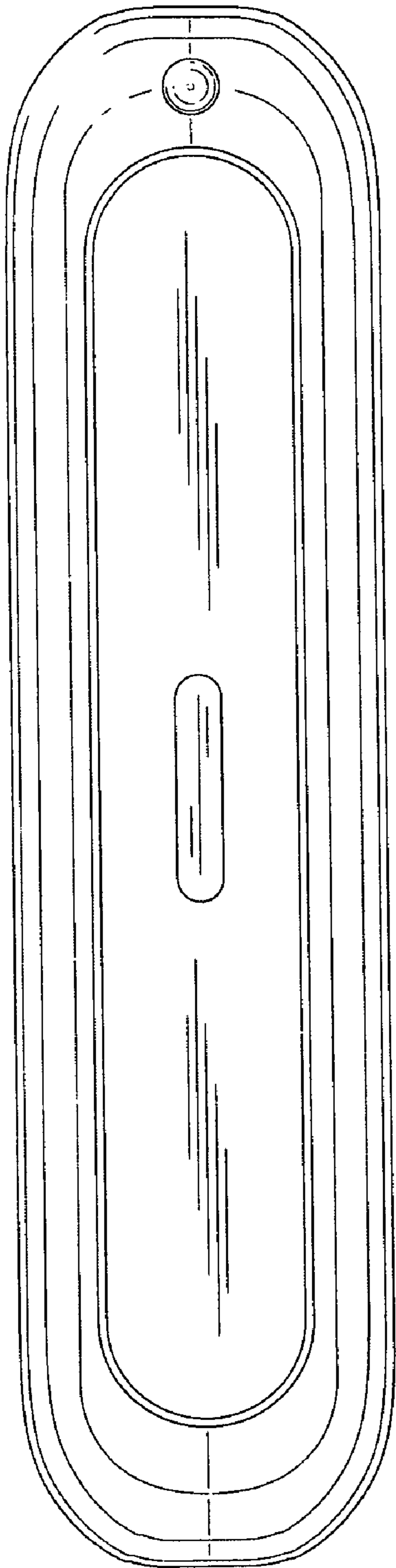


FIG.3




FIG.4



FIG.5

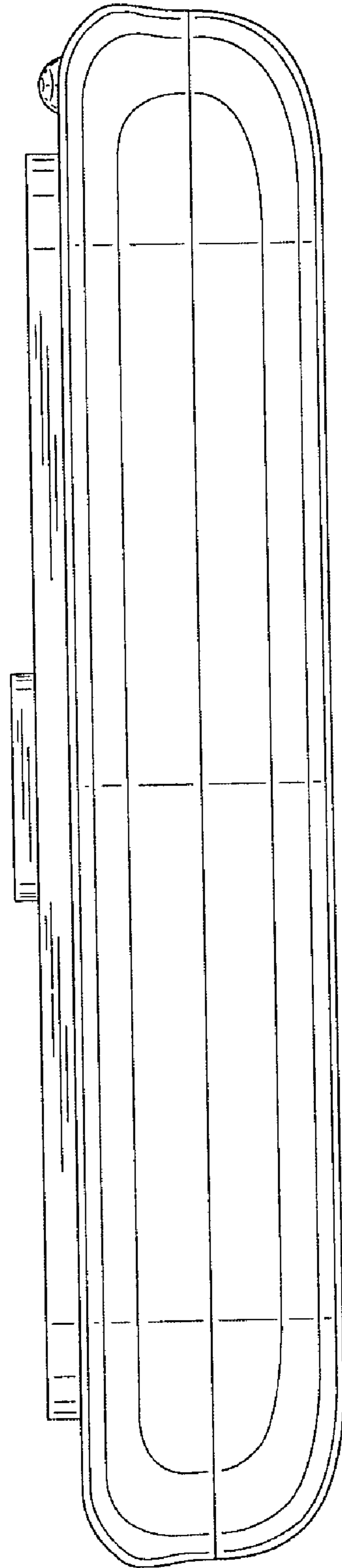


FIG.6

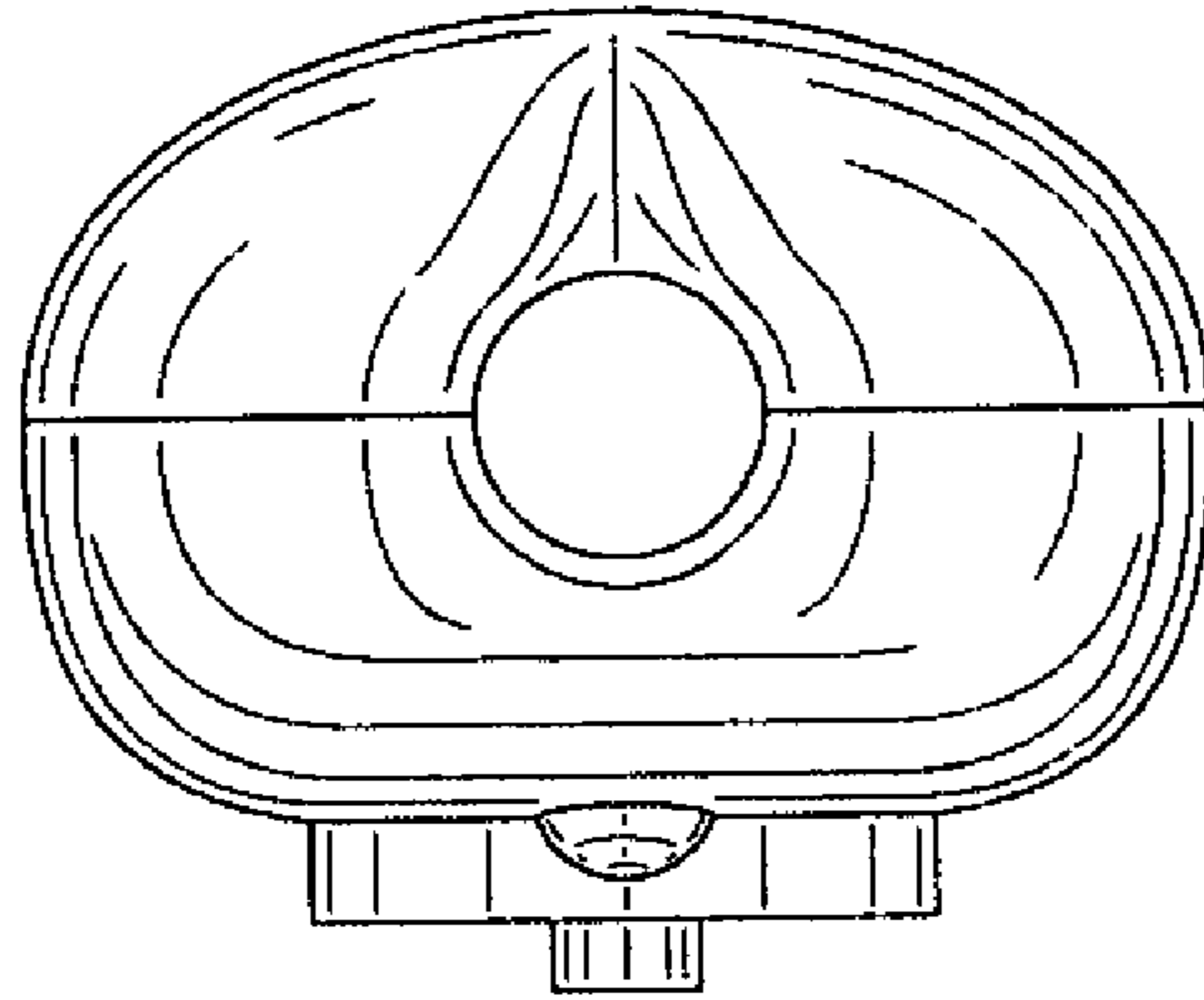


FIG.7

