

US00D625290S

(12) **United States Design Patent**  
**Chen**

(10) **Patent No.:** **US D625,290 S**

(45) **Date of Patent:** **\*\* Oct. 12, 2010**

(54) **SPEAKER**

D576,153 S \* 9/2008 Sei ..... D14/216

(75) Inventor: **Hwang-Miaw Chen**, Taipei Hsien (TW)

\* cited by examiner

(73) Assignee: **Foxconn Technology Co., Ltd.**,  
Tu-Cheng, Taipei Hsien (TW)

*Primary Examiner*—Nanda Bondade  
(74) *Attorney, Agent, or Firm*—Frank R. Niranjan

(\*\*) Term: **14 Years**

(57) **CLAIM**

(21) Appl. No.: **29/346,484**

The ornamental design for a speaker, as shown and described.

(22) Filed: **Nov. 2, 2009**

**DESCRIPTION**

(51) **LOC (9) Cl.** ..... **14-01**

(52) **U.S. Cl.** ..... **D14/215**

(58) **Field of Classification Search** ..... D14/204,  
D14/210–216, 172, 496; 181/143–144, 147–148,  
181/150–153, 157, 198–199; 381/300–303,  
381/306, 332–333, 336, 345, 361–364, 386–388  
See application file for complete search history.

FIG. 1 is a perspective view of a speaker of my new design;  
FIG. 2 is a front elevational view thereof;  
FIG. 3 is a rear elevational view thereof;  
FIG. 4 is a left side elevational view thereof;  
FIG. 5 is a right side elevational view thereof;  
FIG. 6 is a top plan view thereof; and,  
FIG. 7 is a bottom plan view thereof.

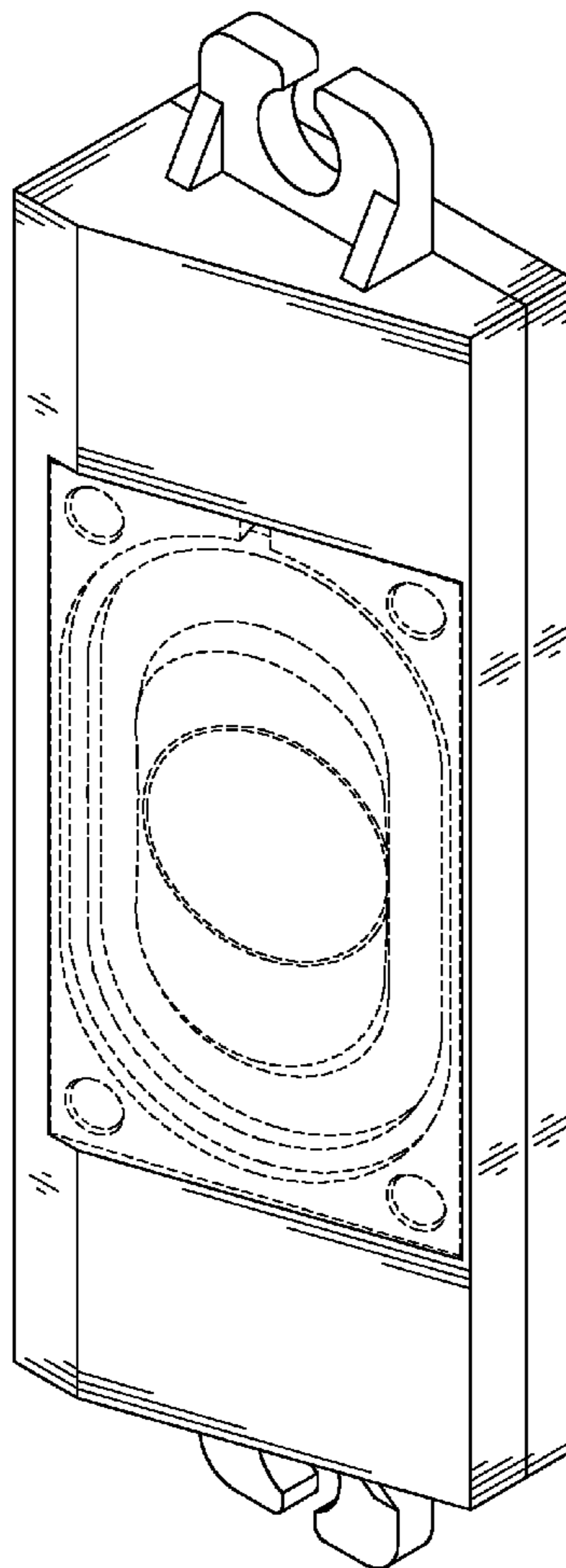
(56) **References Cited**

**U.S. PATENT DOCUMENTS**

D502,939 S \* 3/2005 Dayan ..... D14/216  
D545,298 S \* 6/2007 Rashid ..... D14/214  
D566,102 S \* 4/2008 Matsuoka ..... D14/216

The broken lines shown in the figures are included for the purpose of illustrating portions of the speaker that form no part of the claimed design.

**1 Claim, 7 Drawing Sheets**



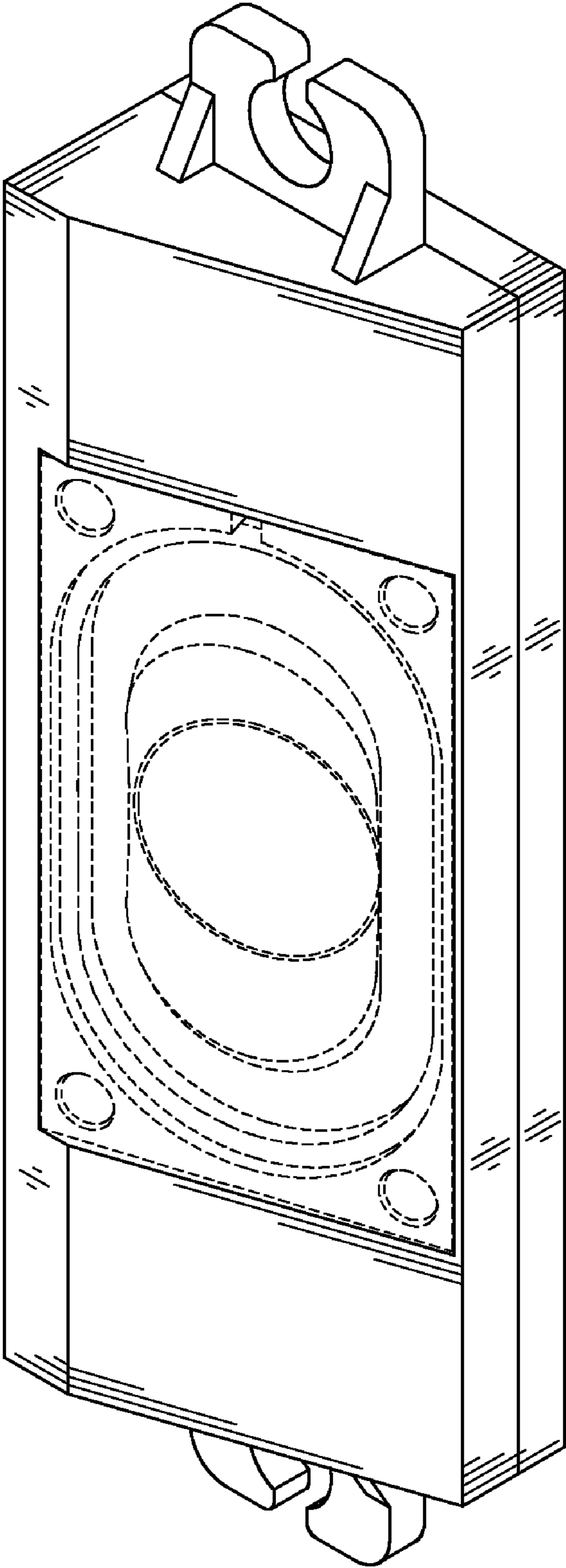


FIG. 1

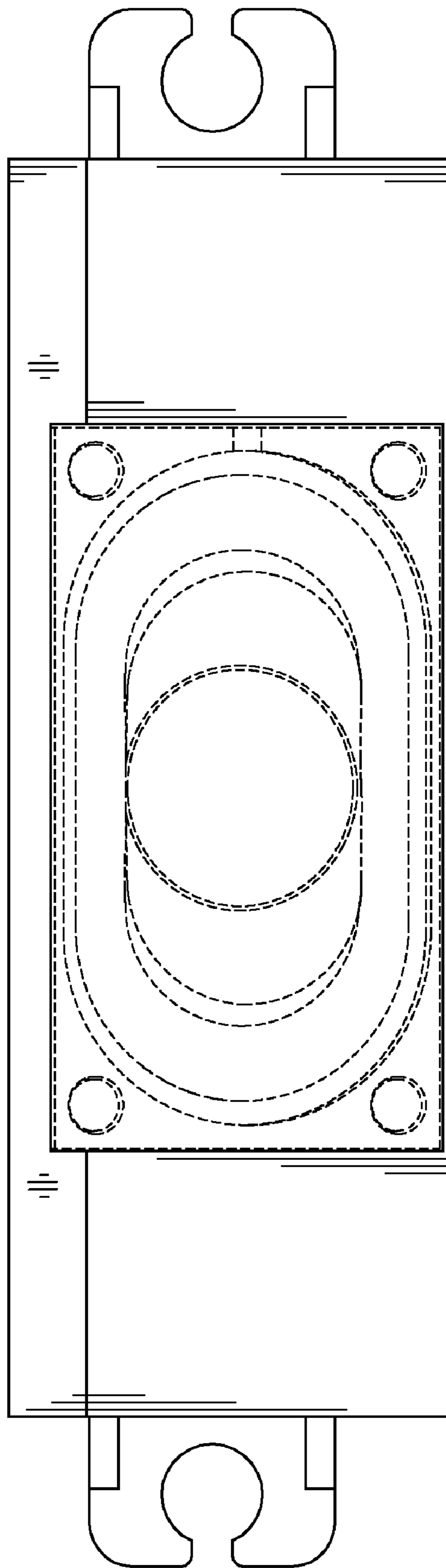


FIG. 2




FIG. 3




FIG. 4

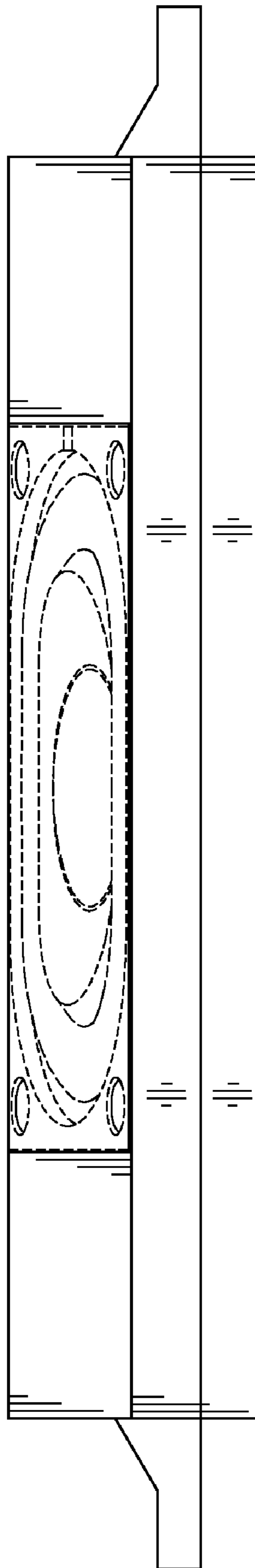


FIG. 5

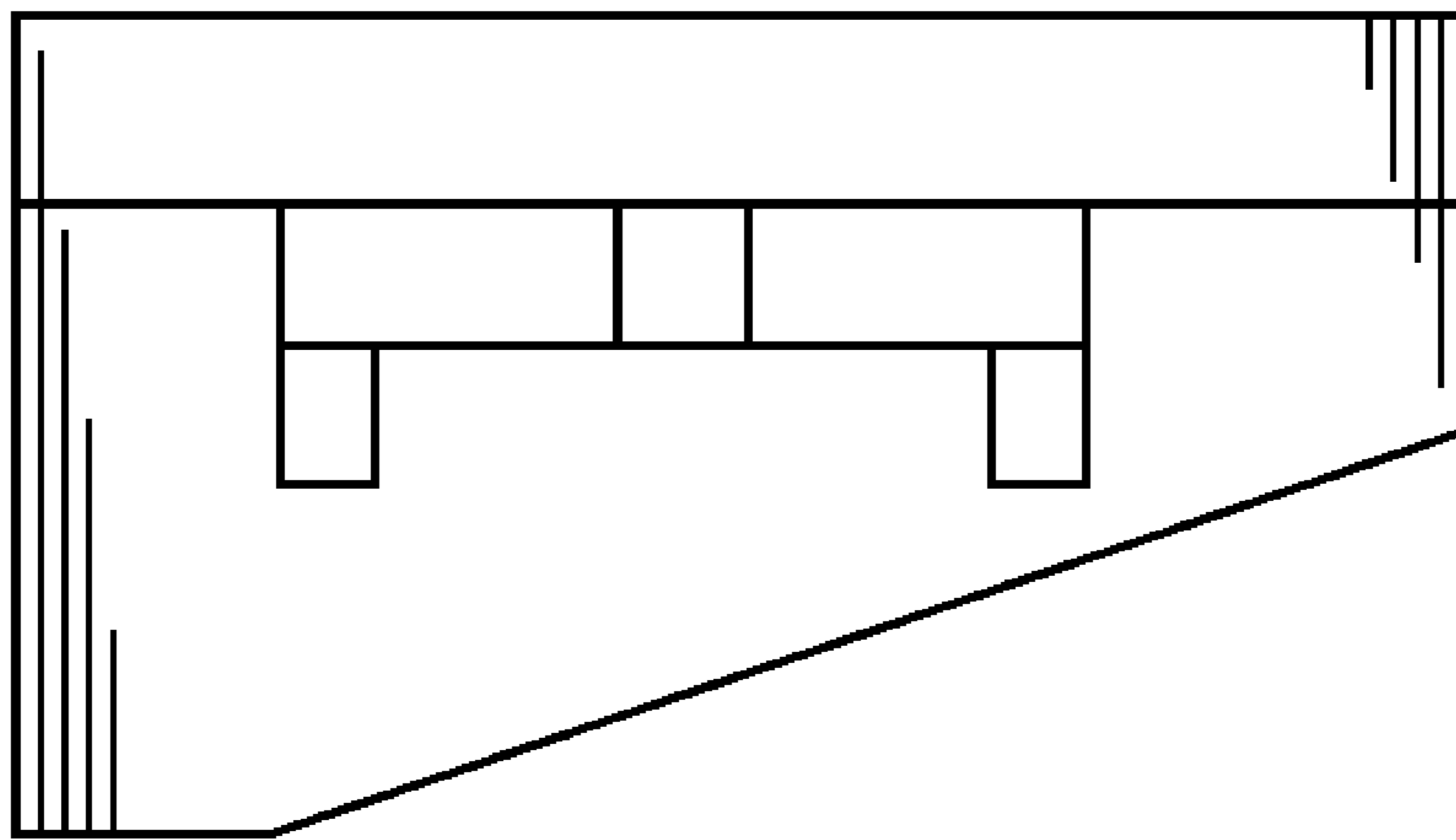


FIG. 6

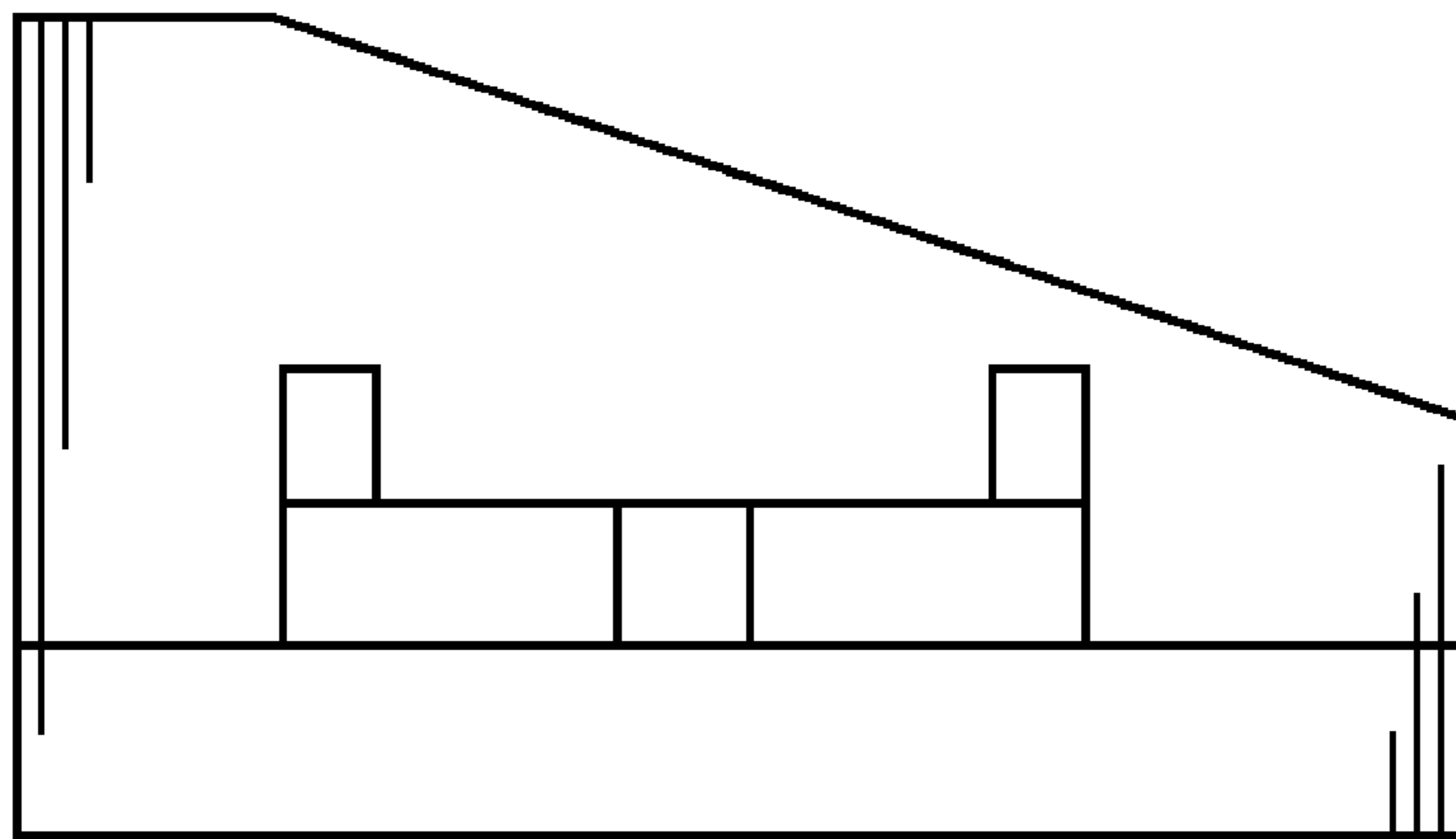


FIG. 7