



US00D625276S

(12) **United States Design Patent**
Won et al.

(10) **Patent No.:** **US D625,276 S**
(45) **Date of Patent:** **** Oct. 12, 2010**

(54) **REMOTE CONTROLLER**

(75) Inventors: **Dong Hee Won**, Seoul (KR); **Jun Ho Yang**, Kyungki-Do (KR)

(73) Assignee: **Samsung Electronics Co., Ltd.**, Suwon (KR)

(**) Term: **14 Years**

(21) Appl. No.: **29/350,251**

(22) Filed: **Nov. 13, 2009**

(51) **LOC (9) Cl.** **14-03**

(52) **U.S. Cl.** **D13/168**

(58) **Field of Classification Search** D13/168;
D10/104, 106; D14/138, 218, 247, 455;
340/825.22, 825.24, 825.25, 825.31, 825.36,
340/825.69, 825.72; 341/176; 455/352;
345/156

See application file for complete search history.

(56) **References Cited**

U.S. PATENT DOCUMENTS

D301,037 S * 5/1989 Matsuda D14/218

D370,663 S * 6/1996 Swain et al. D13/168
D521,986 S * 5/2006 Depay et al. D14/218
D578,967 S * 10/2008 Kumano D13/168
D583,363 S * 12/2008 Song et al. D14/218
D609,667 S * 2/2010 Shi et al. D14/138 AA

* cited by examiner

Primary Examiner—Selina Sikder

(74) *Attorney, Agent, or Firm*—Ladas & Parry

(57) **CLAIM**

We claim the ornamental design for remote controller, as shown.

DESCRIPTION

FIG. 1 is a front/right-side/top perspective view of a remote controller showing our new design;

FIG. 2 is a front elevational view thereof;

FIG. 3 is a left-side elevational view thereof;

FIG. 4 is a right-side elevational view thereof; and,

FIG. 5 is a bottom plan view thereof.

1 Claim, 5 Drawing Sheets

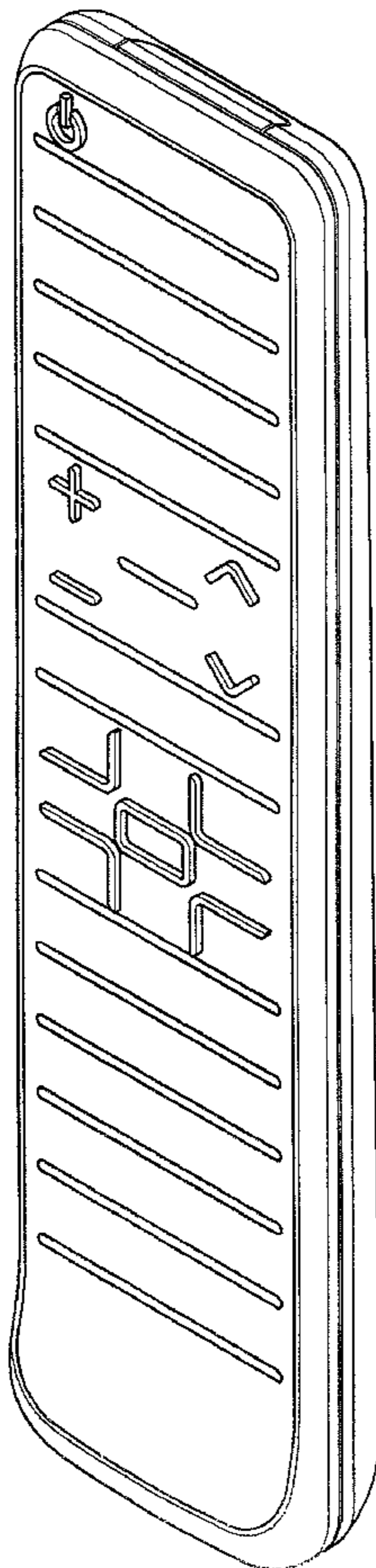


FIG. 1

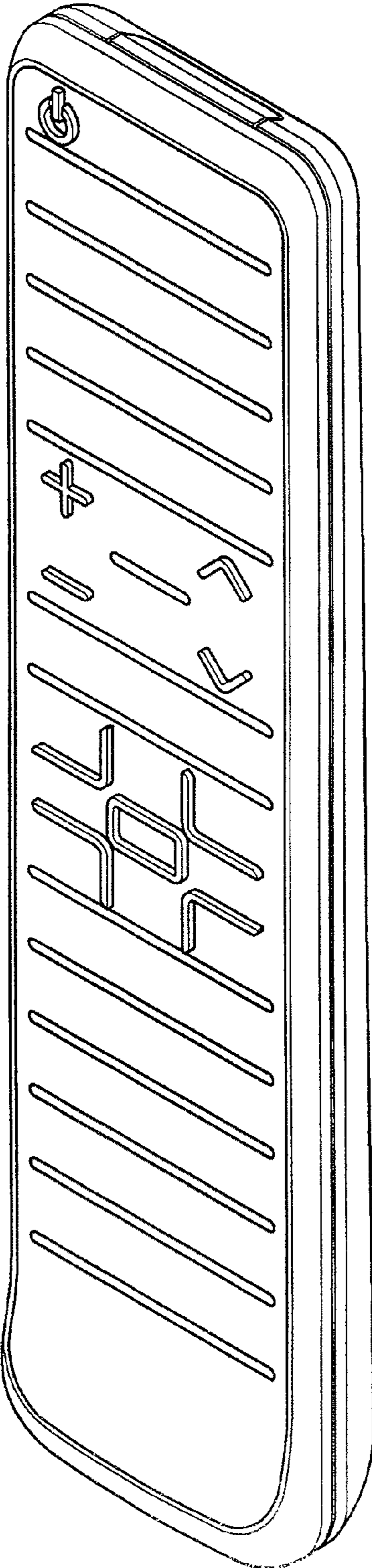


FIG. 2




FIG. 3

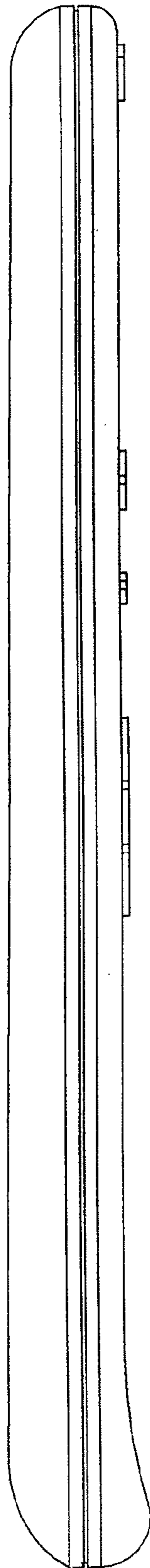


FIG. 4

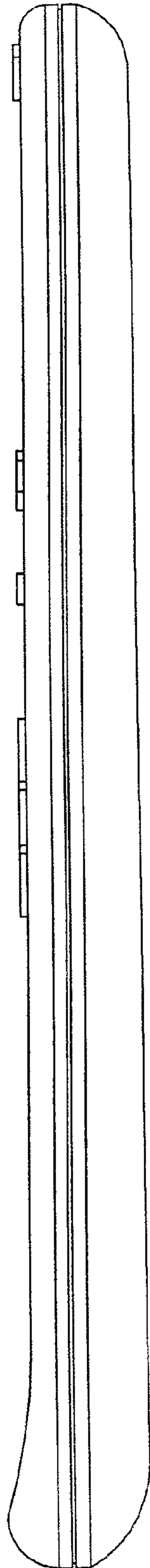


FIG. 5

