



US00D625275S

(12) **United States Design Patent**  
**Yano**

(10) **Patent No.:** **US D625,275 S**  
(45) **Date of Patent:** **\*\* Oct. 12, 2010**

(54) **REMOTE CONTROLLER**

(75) Inventor: **Ken Yano**, Tokyo (JP)

(73) Assignee: **Sony Computer Entertainment Inc.**,  
Tokyo (JP)

(\*\*) Term: **14 Years**

(21) Appl. No.: **29/347,253**

(22) Filed: **Nov. 13, 2009**

(30) **Foreign Application Priority Data**

May 28, 2009 (JP) ..... D2009-011975

(51) **LOC (9) Cl.** ..... **14-03**

(52) **U.S. Cl.** ..... **D13/168**

(58) **Field of Classification Search** ..... D13/168;  
D9/503, 519, 549; D14/218, 247, 400, 401;  
340/825.22, 825.24, 825.25, 825.31, 825.36,  
340/825.69, 825.72; 341/176; 455/352;  
345/156; D21/333; D24/197; D99/99; 273/148 B  
See application file for complete search history.

(56) **References Cited**

**U.S. PATENT DOCUMENTS**

- D136,501 S \* 10/1943 Habif ..... D9/503
- D307,545 S \* 5/1990 Hibbert ..... D9/503
- D370,915 S \* 6/1996 Kava et al. .... D14/218
- D389,151 S 1/1998 Shintani
- D410,468 S 6/1999 Kazama
- 6,120,379 A \* 9/2000 Tanaka et al. .... 463/44
- D487,450 S 3/2004 Hakoda

- D504,886 S 5/2005 Yasutomi
- D513,233 S \* 12/2005 Stauffer ..... D13/168
- D531,992 S \* 11/2006 Hoehn et al. .... D14/218
- D572,206 S \* 7/2008 Ikeda et al. .... D13/168
- D594,066 S \* 6/2009 Oikawa et al. .... D21/333
- 7,637,382 B2 \* 12/2009 Kraus et al. .... 215/11.1

\* cited by examiner

*Primary Examiner*—Selina Sikder

(74) *Attorney, Agent, or Firm*—Rader, Fishman & Grauer  
PLLC

(57) **CLAIM**

The ornamental design for a remote controller, as shown and described.

**DESCRIPTION**

- FIG. 1 is a front, top, left perspective view of a remote controller showing my new design;
- FIG. 2 is a rear, bottom, left perspective view thereof;
- FIG. 3 is a front elevational view thereof;
- FIG. 4 is a rear elevational view thereof;
- FIG. 5 is a left side elevational view thereof;
- FIG. 6 is a right side elevational view thereof;
- FIG. 7 is a top plan view thereof; and,
- FIG. 8 is a bottom plan view thereof.

Portions of the figures that are shown as broken lines are for illustrative purpose only and form no part of the claimed design.

**1 Claim, 7 Drawing Sheets**

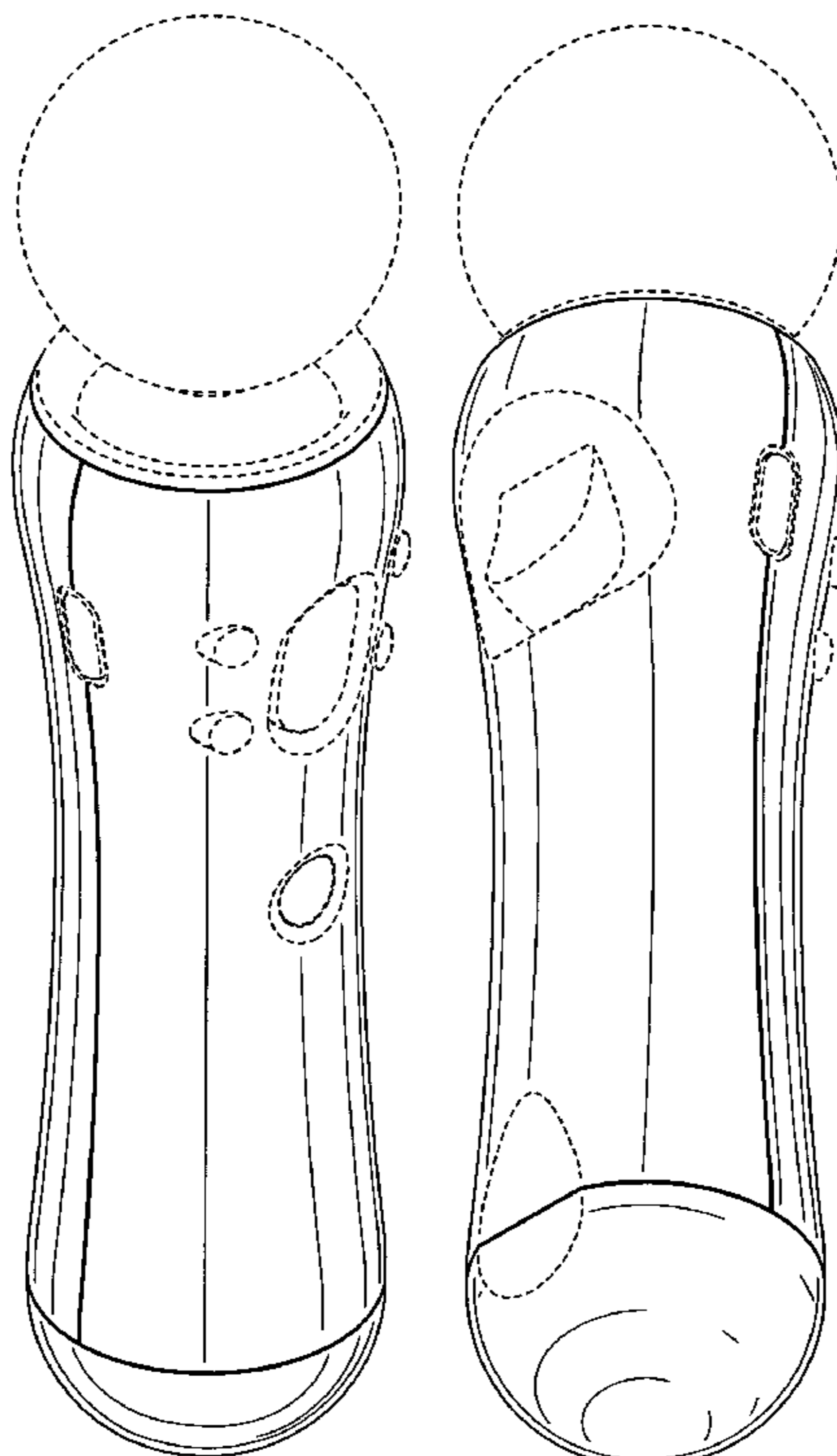


FIG.1

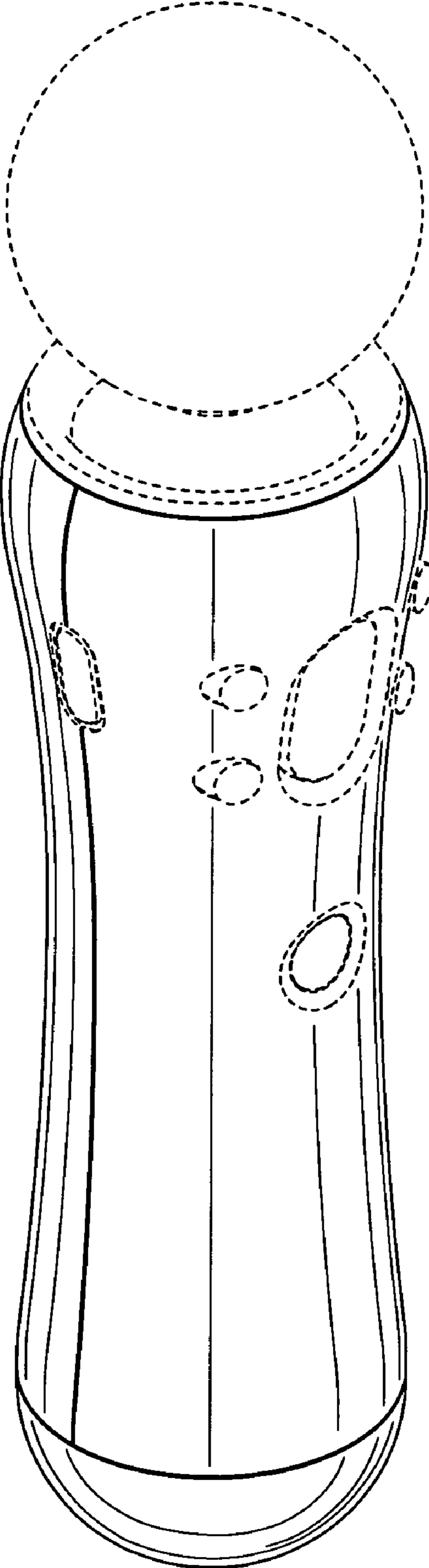


FIG.2

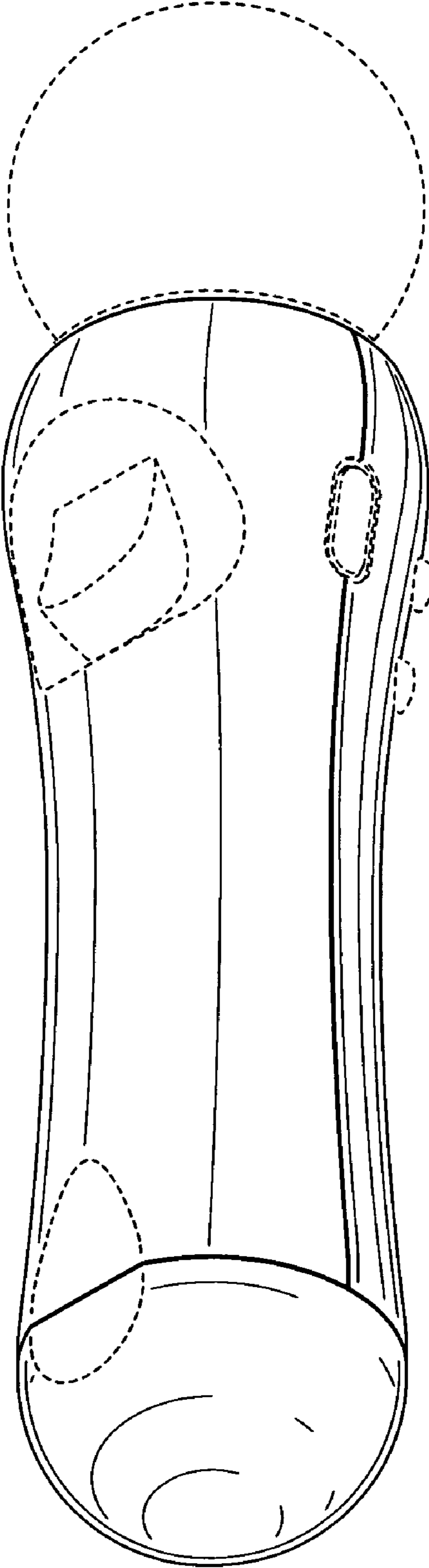


FIG.3

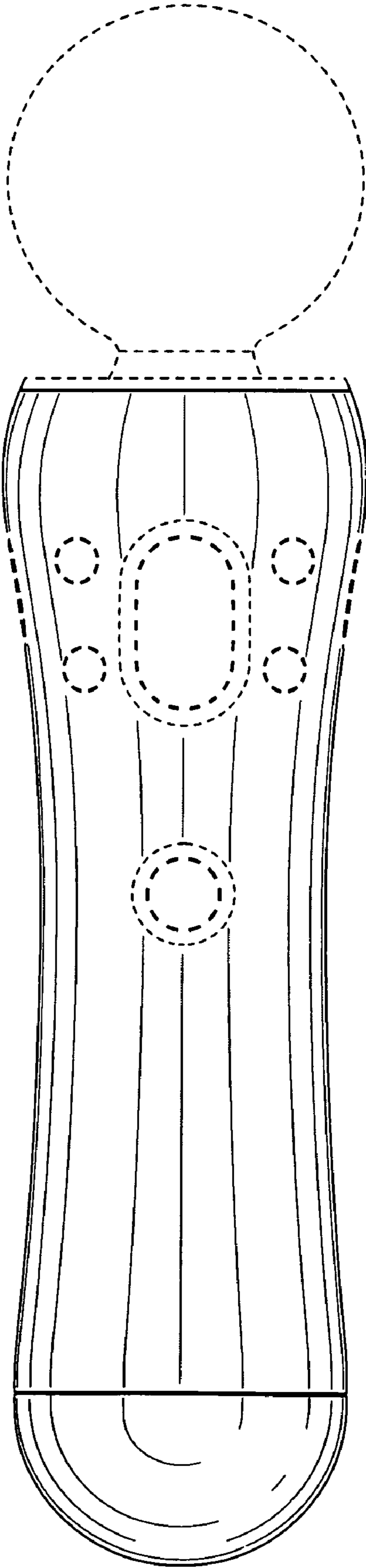


FIG.4

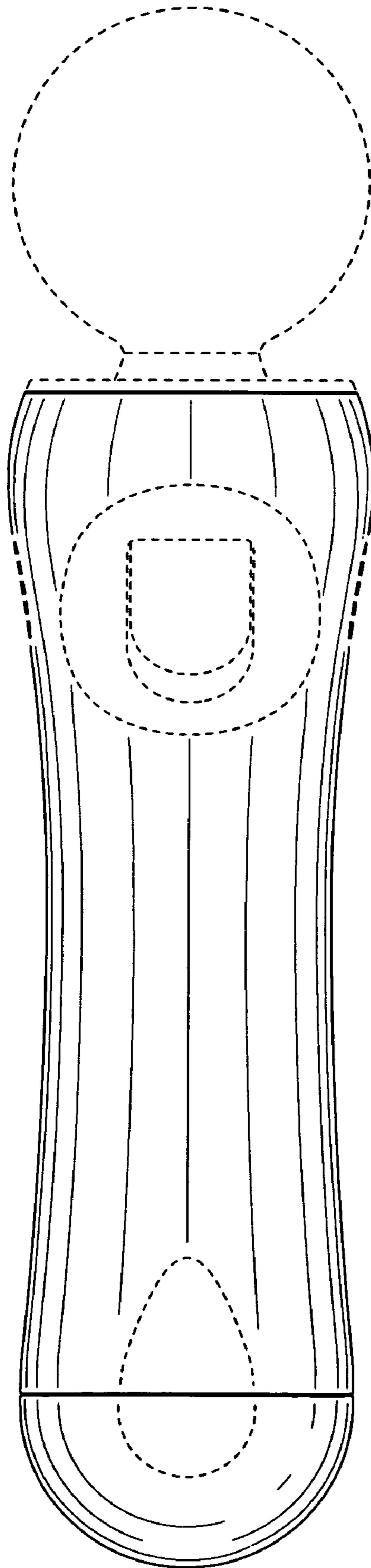


FIG.5

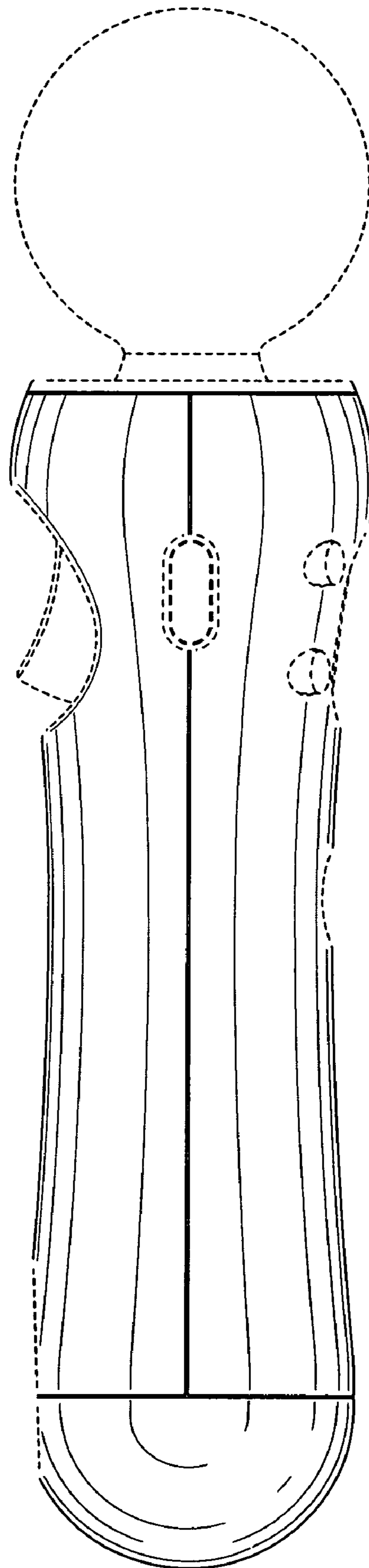


FIG.6

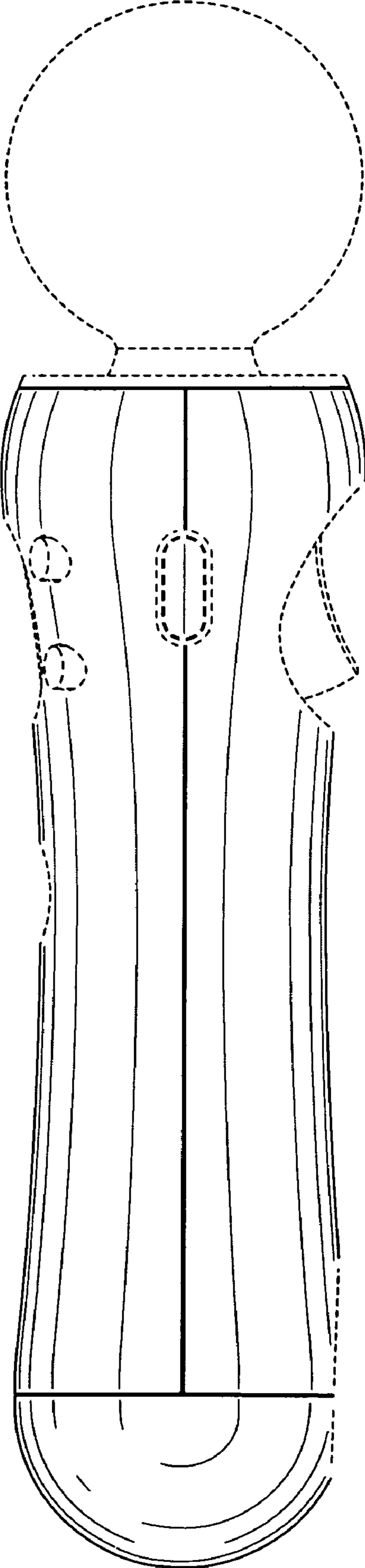


FIG.7




FIG.8

