



US00D625260S

(12) **United States Design Patent**
Winkler et al.

(10) **Patent No.:** **US D625,260 S**
(45) **Date of Patent:** **** Oct. 12, 2010**

(54) **BOTTLE-SHAPED TURBINE**

D608,667 S * 1/2010 Chang D10/59
D614,132 S * 4/2010 Presz et al. D13/115

(75) Inventors: **Marvin Winkler**, Los Angeles, CA
(US); **Howard Makler**, Huntington
Beach, CA (US)

* cited by examiner

Primary Examiner—T. Chase Nelson
Assistant Examiner—Ania K Dworzecka

(73) Assignee: **WePower, LLC**, Aliso Viejo, CA (US)

(74) *Attorney, Agent, or Firm*—Ehab M. Samuel; Greenberg
Traurig, LLP

(**) Term: **14 Years**

(57) **CLAIM**

(21) Appl. No.: **29/345,298**

The ornamental design for a bottle-shaped turbine, as shown
and described.

(22) Filed: **Oct. 13, 2009**

(51) **LOC (9) Cl.** **13-01**

DESCRIPTION

(52) **U.S. Cl.** **D13/115**

(58) **Field of Classification Search** D15/1,
D15/2, 3, 5, 6, 14, 17, 149; D11/141; 290/44,
290/55; 417/415, 419, 241 R; D13/115;
D21/445, 446, 458, 455

FIG. 1 is a perspective view of a bottle-shaped turbine show-
ing our new design;

FIG. 2 is a side elevation view;

FIG. 3 is a top plan view; and,

FIG. 4 is a bottom plan view.

See application file for complete search history.

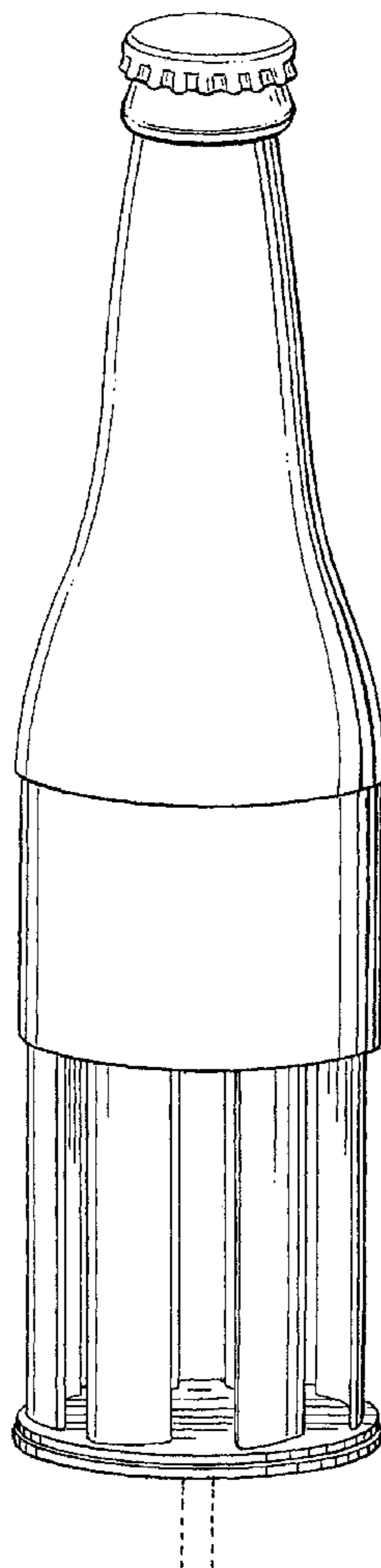
In the drawings, the broken lines depict unclaimed subject
matter only and form no part of the claimed design.

(56) **References Cited**

U.S. PATENT DOCUMENTS

D271,303 S * 11/1983 Ovelmen D15/1

1 Claim, 2 Drawing Sheets



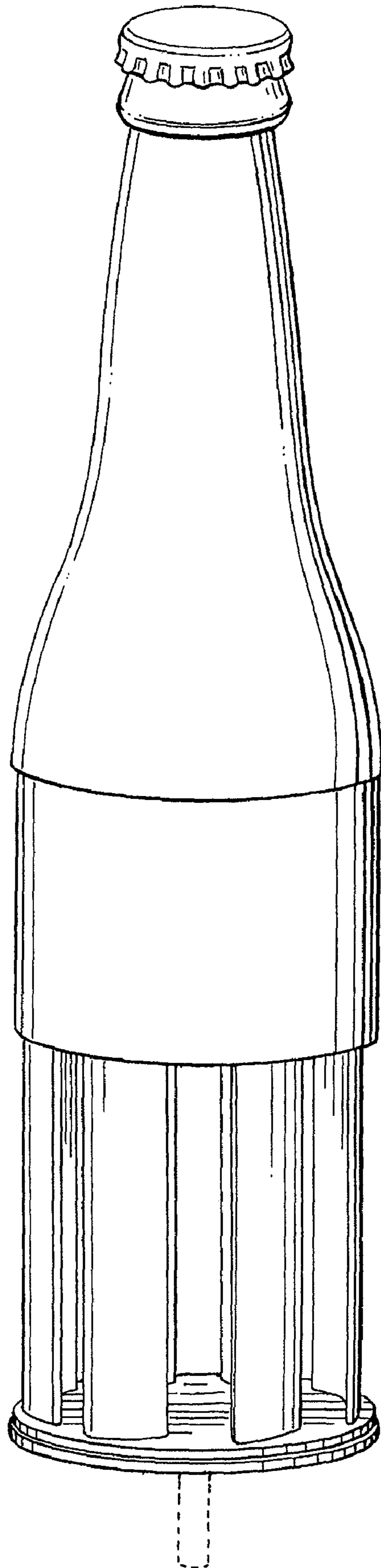


FIG. 1

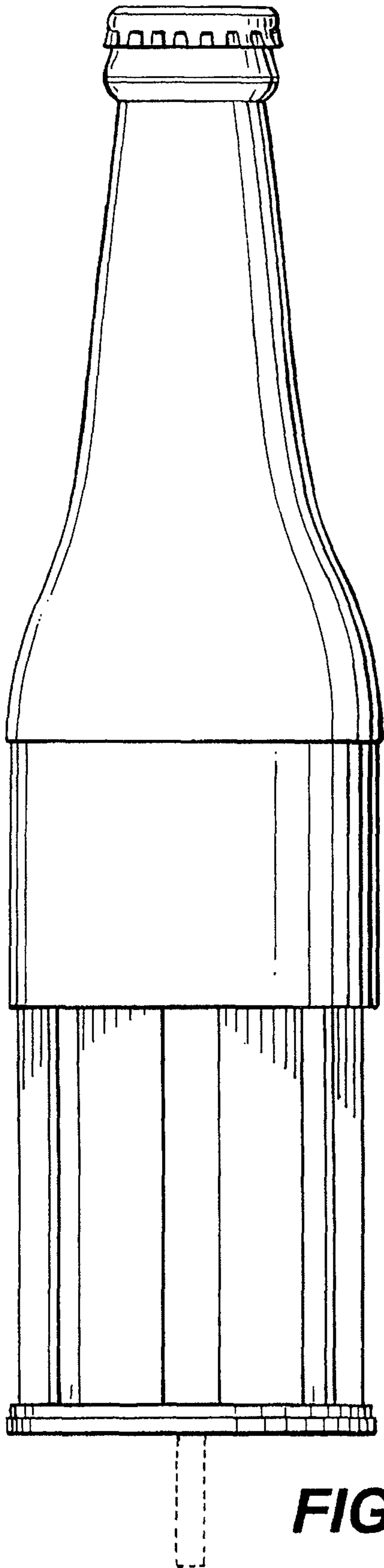


FIG. 2

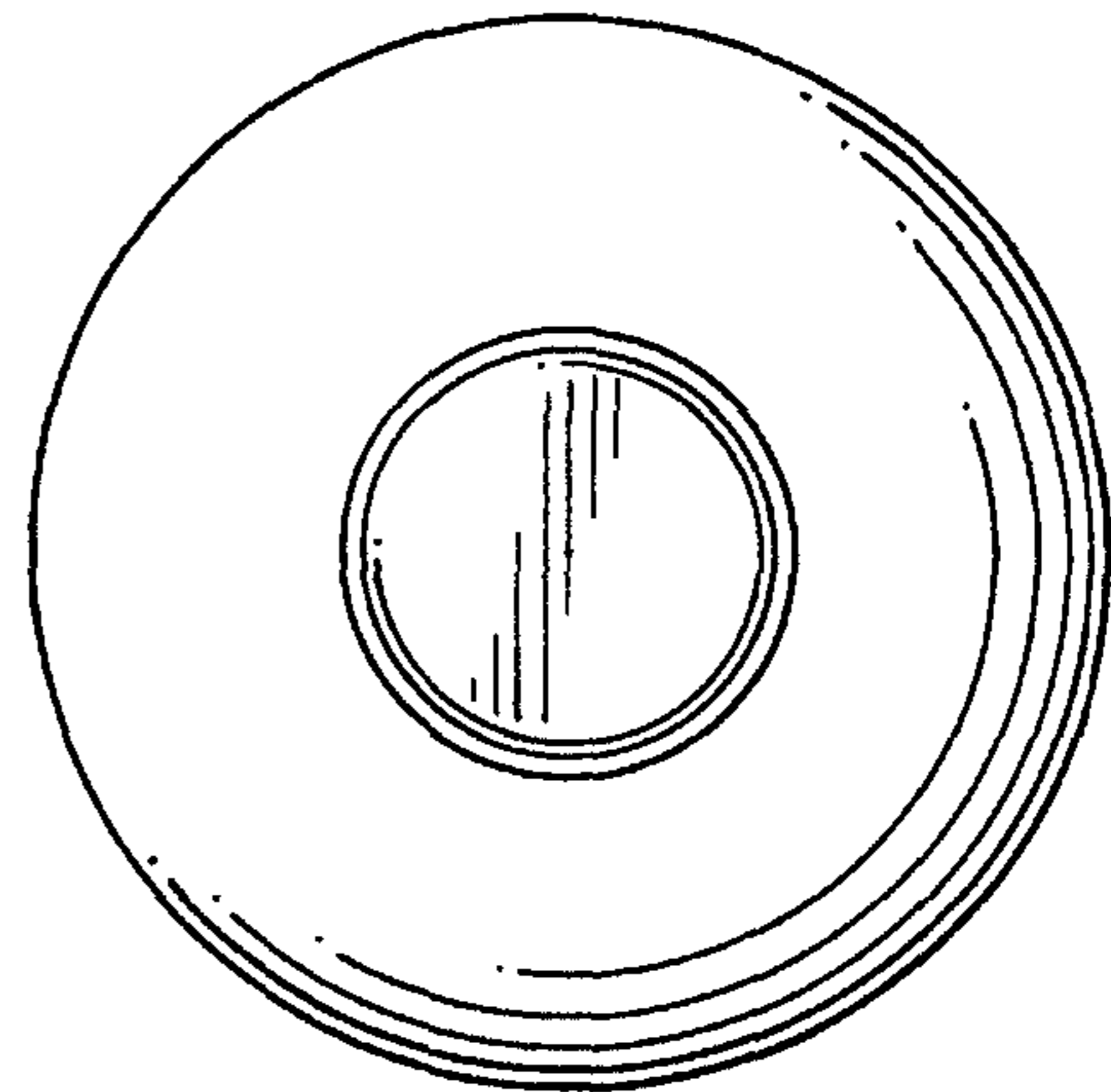


FIG. 3

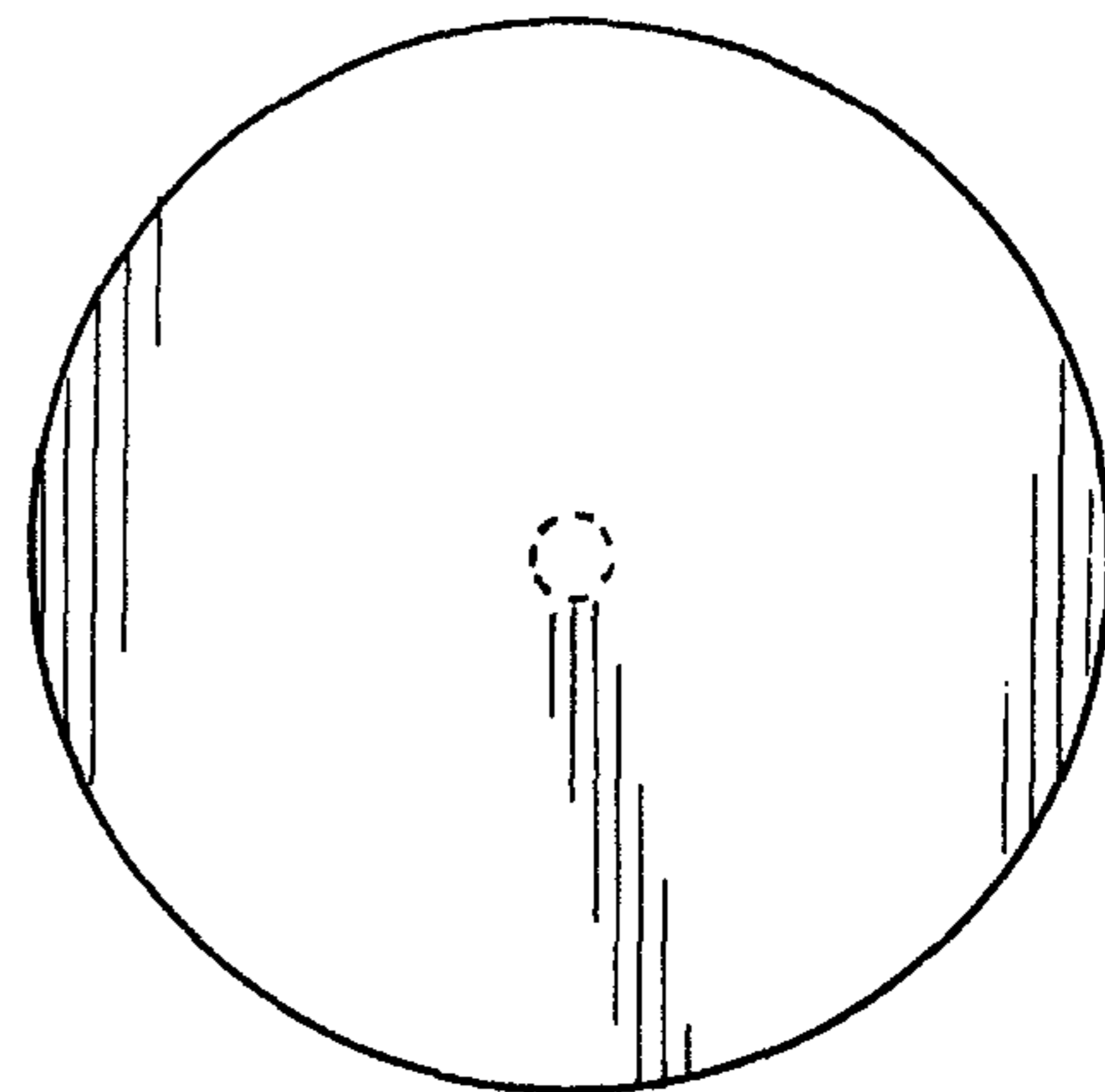


FIG. 4