



US00D625248S

(12) **United States Design Patent**
Christenbury et al.

(10) **Patent No.:** **US D625,248 S**
(45) **Date of Patent:** **** Oct. 12, 2010**

(54) **TIRE TREAD**

(75) Inventors: **Damon Lee Christenbury**, Fountain Inn, SC (US); **Julia M. Jeter**, Simpsonville, SC (US); **Claude Chastang**, Clermont-Ferrand (FR); **Kevin R. Reim**, Simpsonville, SC (US); **Thomas Jeffrey Woloszyn**, Taylors, SC (US)

(73) Assignee: **Michelin Recherche et Technique**, Granges-Paccot (CH)

(**) Term: **14 Years**

(21) Appl. No.: **29/326,242**

(22) Filed: **Oct. 15, 2008**

(51) **LOC (9) Cl.** **12-15**

(52) **U.S. Cl.** **D12/517; D12/521**

(58) **Field of Classification Search** D12/503, D12/505, 533, 532, 534, 535, 536, 537, 543, D12/547, 548, 549, 550, 564, 565, 566, 567, D12/568, 569-572, 579, 583-588, 594, 595, D12/596, 597, 598, 599, 600-602, 604; 152/209.1, 152/209.8, 209.9, 209.18, 209.25, 209.28
See application file for complete search history.

(56) **References Cited**

U.S. PATENT DOCUMENTS

D350,926 S	9/1994	Hutz	
D354,028 S	1/1995	Hutz	
D432,467 S *	10/2000	Guspodin et al.	D12/601
D460,407 S *	7/2002	Moore	D12/601
D490,366 S *	5/2004	Kindig et al.	D12/601
D505,386 S *	5/2005	Maxwell et al.	D12/581

D553,559 S *	10/2007	Irie et al.	D12/603
D554,036 S *	10/2007	Chung	D12/209
D596,115 S *	7/2009	Oosuna et al.	D12/601
D610,529 S *	2/2010	Tobino et al.	D12/601

OTHER PUBLICATIONS

Tread Design Guide, 2004, p. 13, Bridgestone Turanza EL42.
Tread Design Guide, 2004, p. 59, Trivant Defender Sport.
Tread Design Guide, 2007, p. 25, Goodyear Viva Touring.

* cited by examiner

Primary Examiner—Robert M Spear

Assistant Examiner—Katrina A Kile

(74) *Attorney, Agent, or Firm*—Dority & Manning, P.A.

(57) **CLAIM**

The ornamental design for a tire tread, as shown and described.

DESCRIPTION

FIG. 1 is a perspective view of a tire tread showing our new design, it being understood that the tread pattern repeats circumferentially throughout the outer circumference and shoulder of a tire;


FIG. 2 is a front elevation view thereof;

FIG. 3 is a right side elevation view thereof; and,

FIG. 4 is a left side elevation view thereof.

In the drawings, the dark stippled surface shading represents the recessed groove portions of the tire tread having a depth as best illustrated along the top and bottom edges of FIG. 2. The broken line disclosure of the tire sidewall and inner bead depicts environmental subject matter that forms no part of the claimed design.

1 Claim, 4 Drawing Sheets



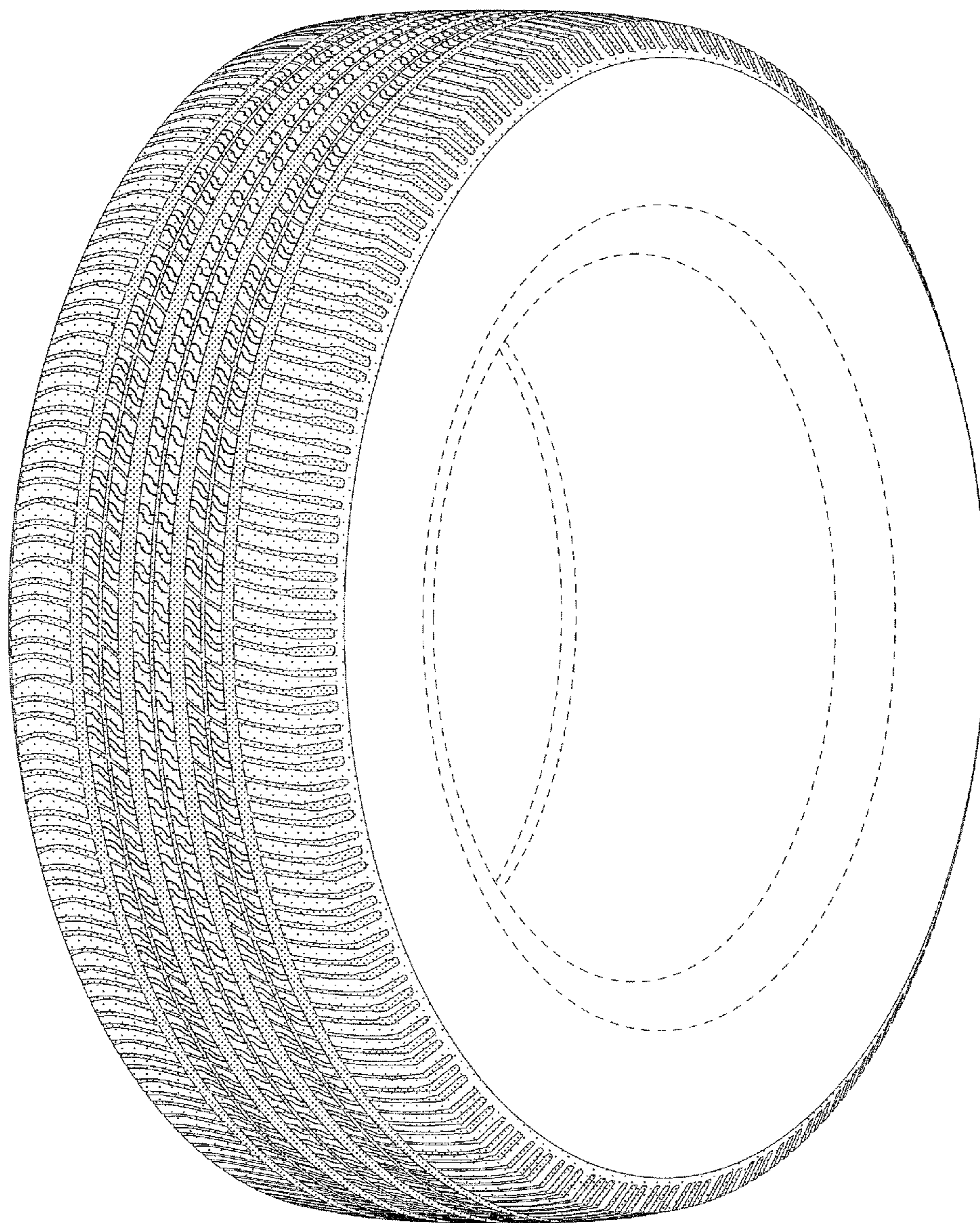


Fig. 1




Fig. 2

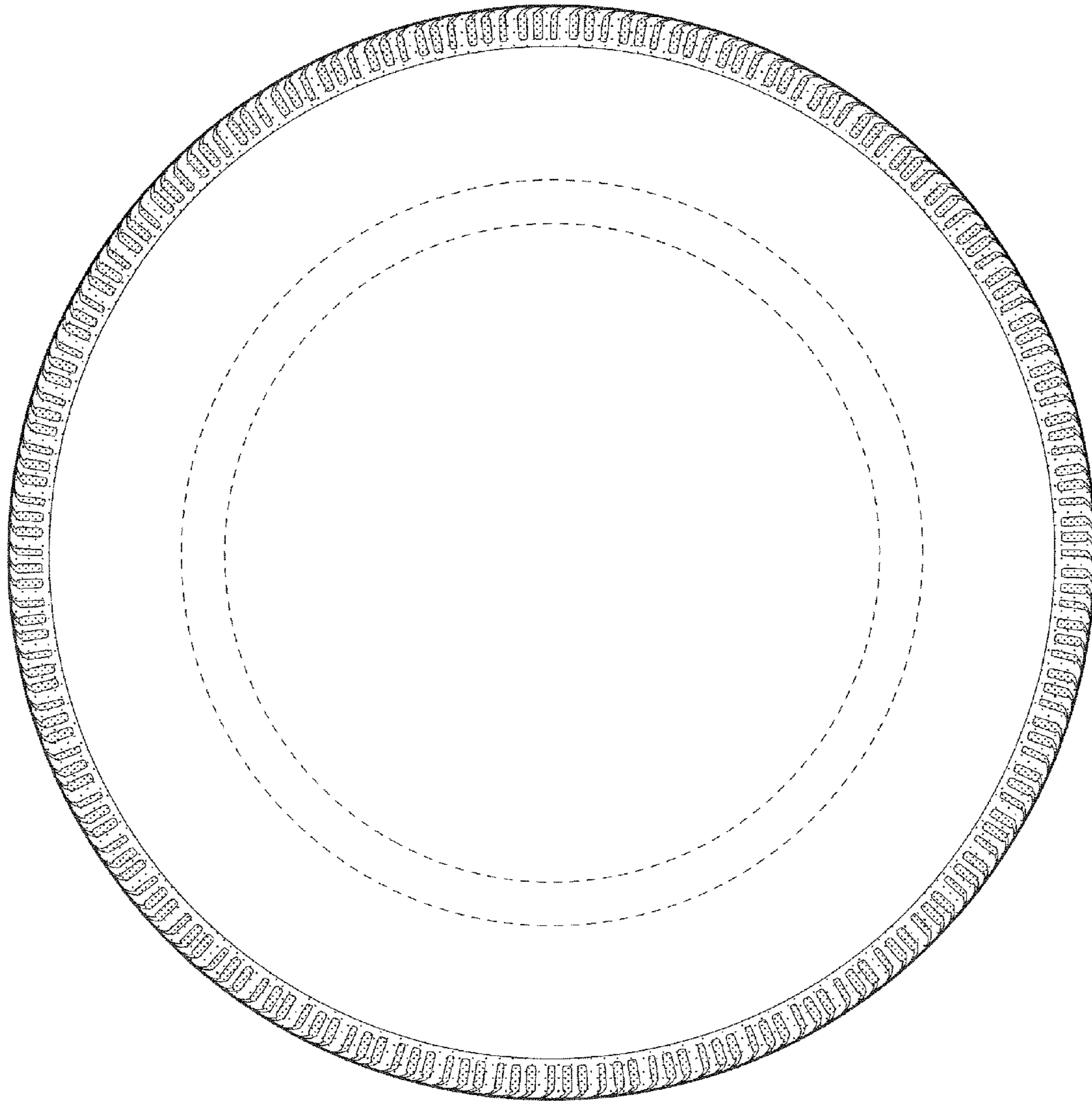


Fig. 3

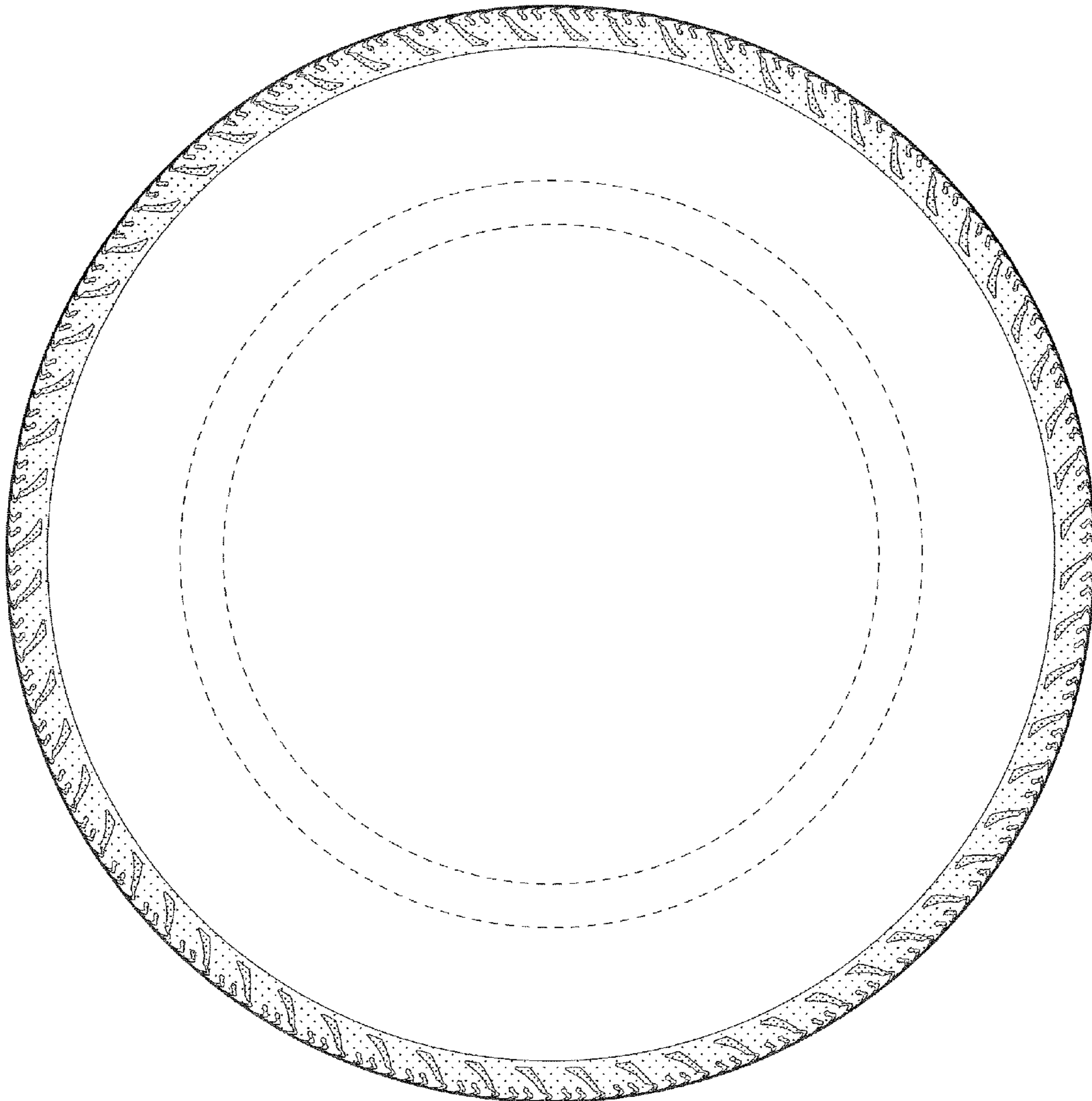


Fig. 4