



US00D625229S

(12) **United States Design Patent**
Tako et al.

(10) **Patent No.:** **US D625,229 S**
(45) **Date of Patent:** **** Oct. 12, 2010**

(54) **FAIRING AND TANK ASSEMBLY OF A MOTORCYCLE**

(75) Inventors: **Kenji Tako**, Wako (JP); **Akira Omae**, Wako (JP); **Teofilo Plaza**, Rome (IT)

(73) Assignee: **Honda Motor Co., Ltd.**, Tokyo (JP)

(**) Term: **14 Years**

(21) Appl. No.: **29/335,491**

(22) Filed: **Apr. 16, 2009**

(30) **Foreign Application Priority Data**

Oct. 17, 2008 (JP) 2008-26853

(51) **LOC (9) Cl.** **12-11**

(52) **U.S. Cl.** **D12/126**

(58) **Field of Classification Search** D12/110,
D12/114, 182, 184-186, 218, 126; 180/219,
180/220, 225, 229, 68.1; 280/304.3, 288.2,
280/288.4, 152.1, 152.3, 847, 848, 852, 304.4,
280/833, 835; 296/192, 193.01, 193.09,
296/77.1, 78.1, 193.05

See application file for complete search history.

(56) **References Cited**

U.S. PATENT DOCUMENTS

6,341,792 B1 * 1/2002 Okuma 280/304.3
D485,216 S * 1/2004 Yamamoto et al. D12/126
D515,985 S * 2/2006 Kishi et al. D12/126
D522,415 S * 6/2006 Tanaka et al. D12/126

D534,840 S * 1/2007 Basset et al. D12/126
D557,181 S * 12/2007 Xu D12/126
D557,639 S * 12/2007 Xu D12/126
D582,822 S * 12/2008 Watanabe et al. D12/186
D603,762 S * 11/2009 Hayashi et al. D12/126

* cited by examiner

Primary Examiner—Philip S Hyder

Assistant Examiner—Linda G. Brooks

(74) *Attorney, Agent, or Firm*—Westerman, Hattori, Daniels & Adrian, LLP

(57) **CLAIM**

The ornamental design for a fairing and tank assembly of a motorcycle, as shown and described.

DESCRIPTION

FIG. 1 is a left, rear perspective view of a fairing and tank assembly of a motorcycle showing our new design;

FIG. 2 is a left, front perspective view thereof;

FIG. 3 is a left side, elevational view thereof;

FIG. 4 is a top, plan view thereof;

FIG. 5 is a front elevational view thereof; and,

FIG. 6 is a rear elevational view thereof.

The portion of the article shown in broken lines is for the purpose of showing environmental structure only and forms no part of the claimed design. The dash-dot-dash lines represent the boundaries of the claimed design and form no part thereof.

1 Claim, 6 Drawing Sheets




FIG. 1




FIG. 2

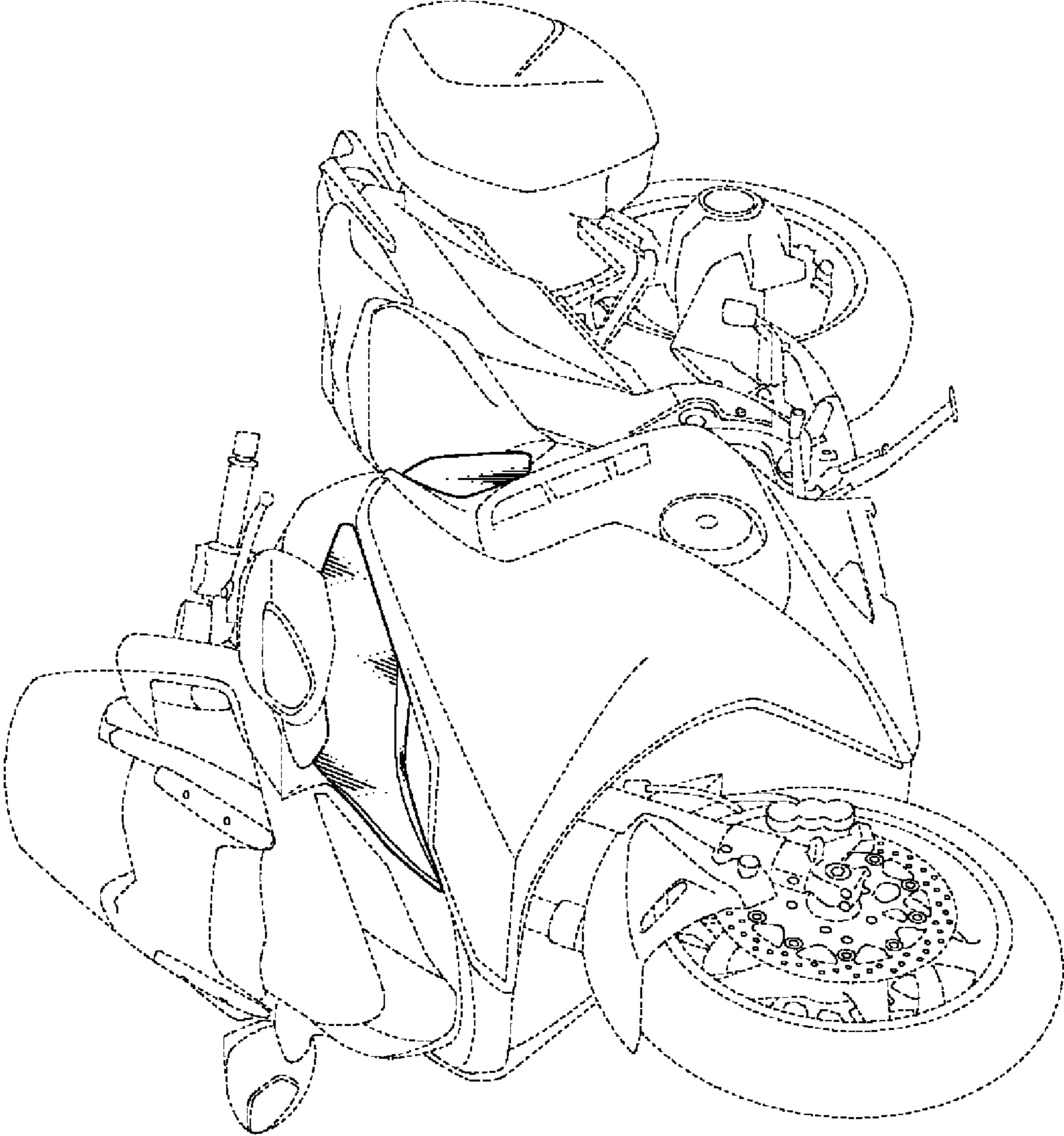


FIG. 3




FIG. 4

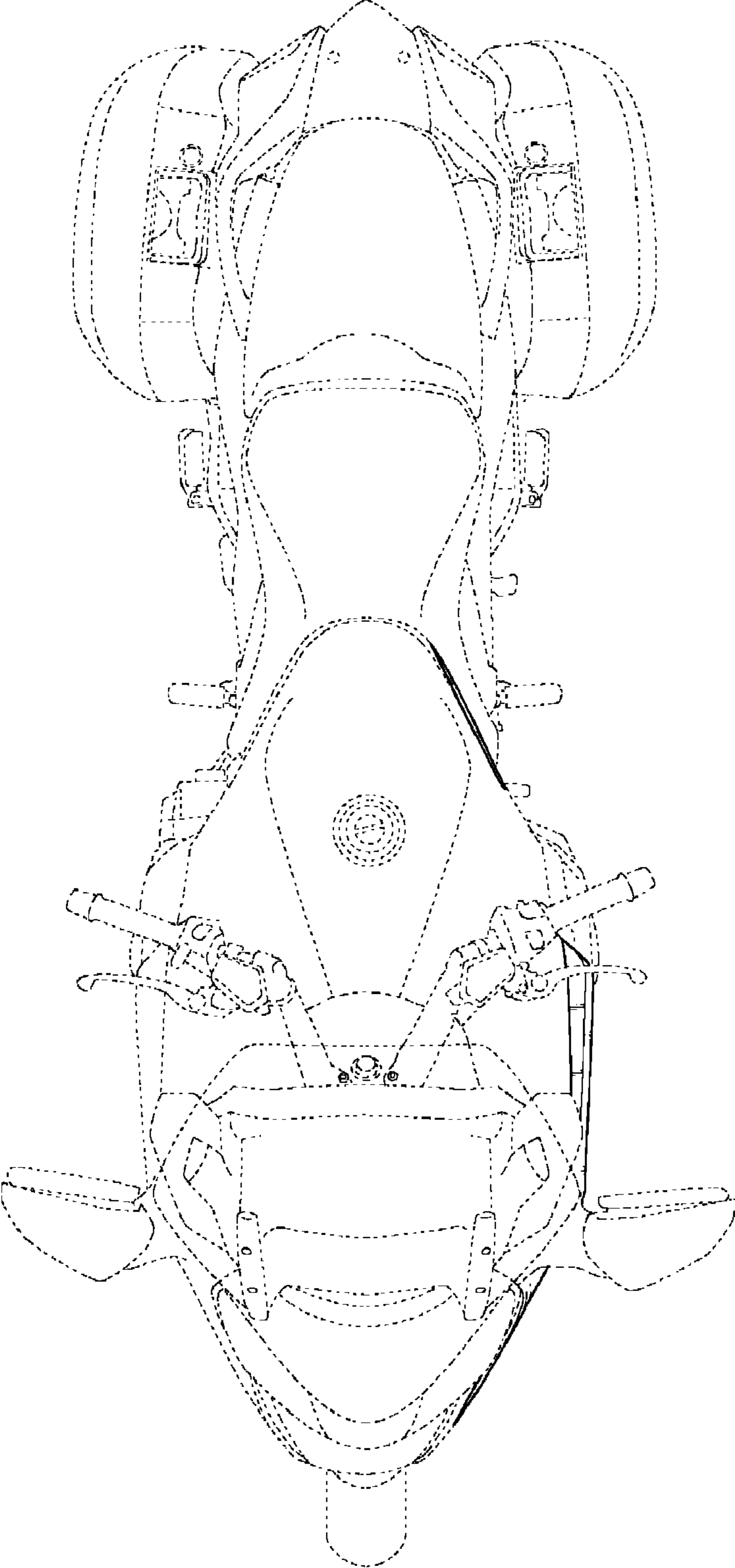


FIG. 5

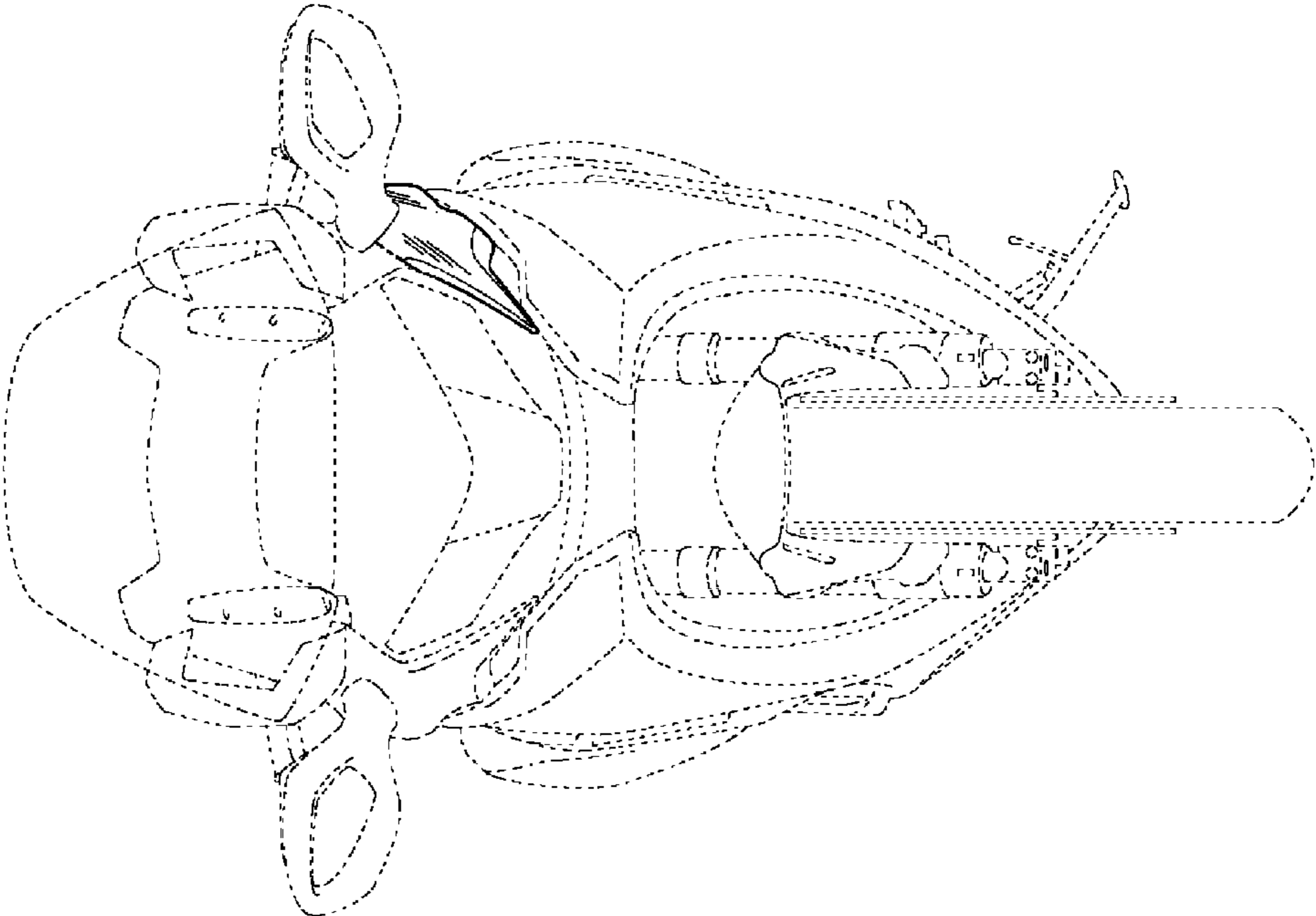


FIG. 6

