



US00D625220S

(12) **United States Design Patent**  
**Ehrenstrasser**

(10) **Patent No.:** **US D625,220 S**  
(45) **Date of Patent:** **\*\* Oct. 12, 2010**

(54) **STONE**  
(75) Inventor: **Christian Ehrenstrasser**, Kolsass (AT)  
(73) Assignee: **Swarovski Aktiengesellschaft**, Triesen (LI)  
(\*\*) Term: **14 Years**  
(21) Appl. No.: **29/350,641**  
(22) Filed: **Nov. 20, 2009**

D560,544 S \* 1/2008 Mosmann ..... D11/90  
D587,618 S \* 3/2009 Bartl ..... D11/89  
D588,040 S \* 3/2009 Renner ..... D11/89  
D593,898 S \* 6/2009 Schneider ..... D11/89

\* cited by examiner

*Primary Examiner*—Ralf Seifert  
(74) *Attorney, Agent, or Firm*—Wenderoth, Lind & Ponack, L.L.P.

(30) **Foreign Application Priority Data**  
May 25, 2009 (EM) ..... 001143895-0002

(51) **LOC (9) Cl.** ..... **11-01**  
(52) **U.S. Cl.** ..... **D11/89**  
(58) **Field of Classification Search** ..... D11/1–2,  
D11/26–29, 89–92; 63/26–28, 32  
See application file for complete search history.

(56) **References Cited**  
U.S. PATENT DOCUMENTS

D544,392 S \* 6/2007 Prechtl ..... D11/90  
D549,610 S \* 8/2007 Prechtl ..... D11/90

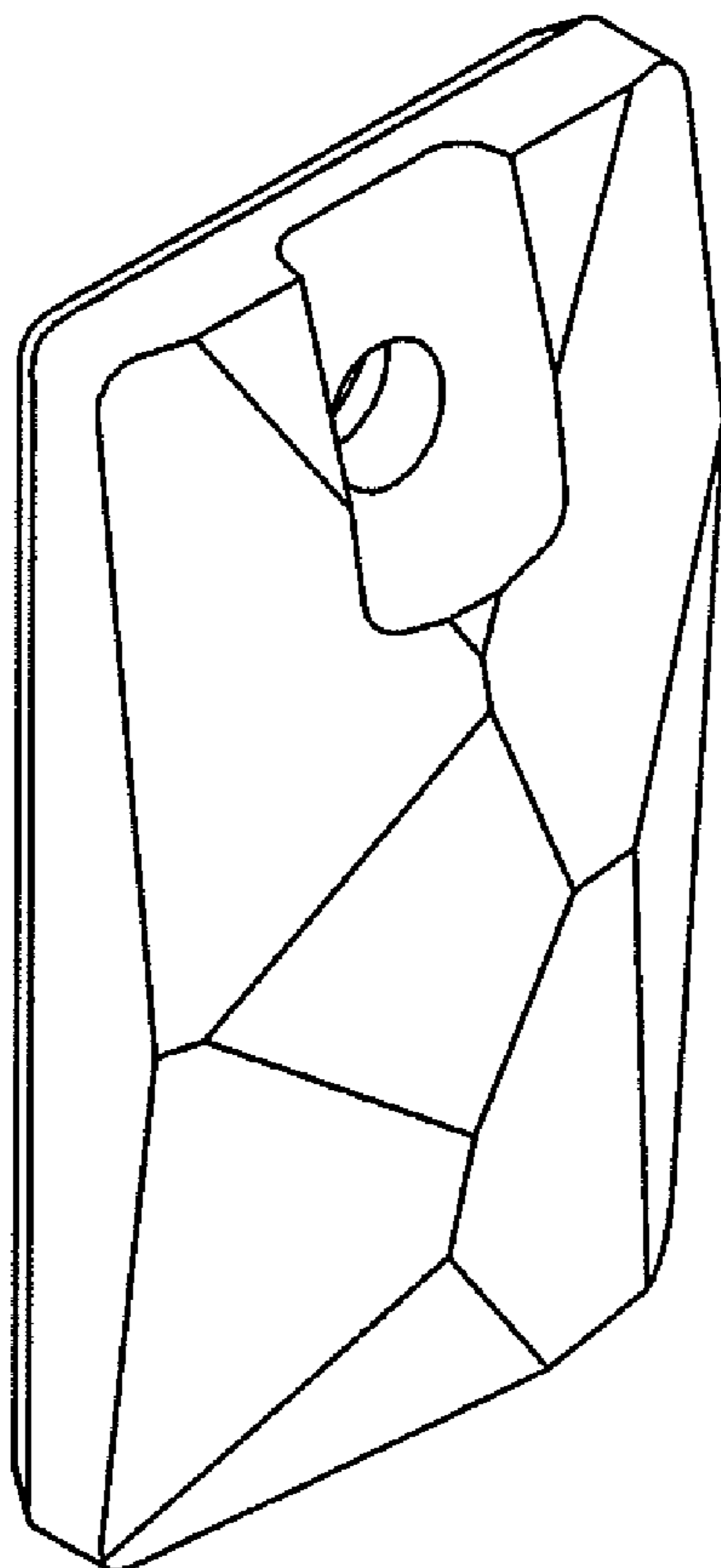
(57) **CLAIM**

The ornamental design for an ornamental stone, as shown and described.

**DESCRIPTION**

FIG. 1 is a bottom view of the invention;  
FIG. 2 is a right side view of the invention;  
FIG. 3 is a front view of the invention;  
FIG. 4 is a left side view of the invention;  
FIG. 5 is a top view of the invention;  
FIG. 6 is a rear view of the invention; and,  
FIG. 7 is a perspective view of the invention.

**1 Claim, 1 Drawing Sheet**



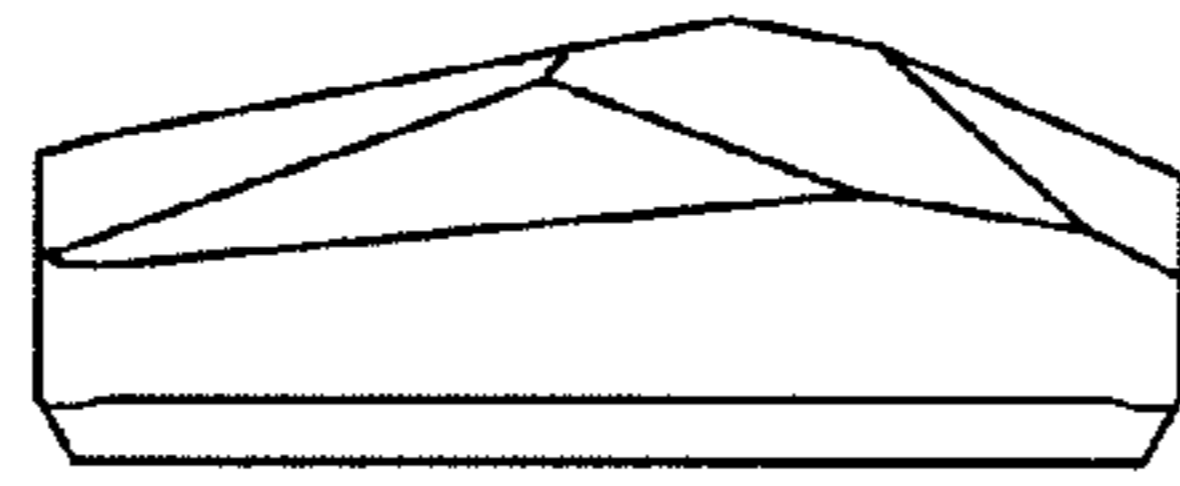


Fig. 1

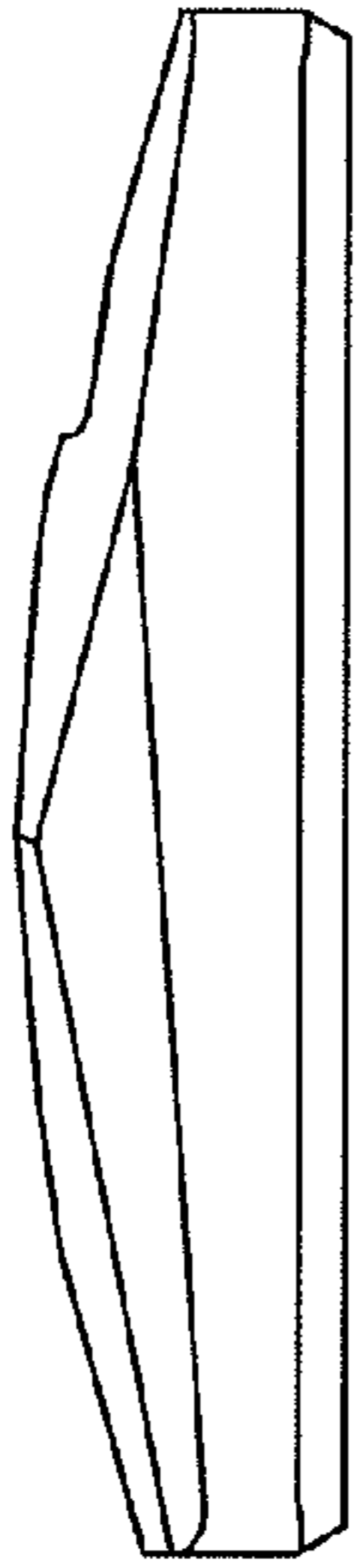


Fig. 2




Fig. 3




Fig. 4

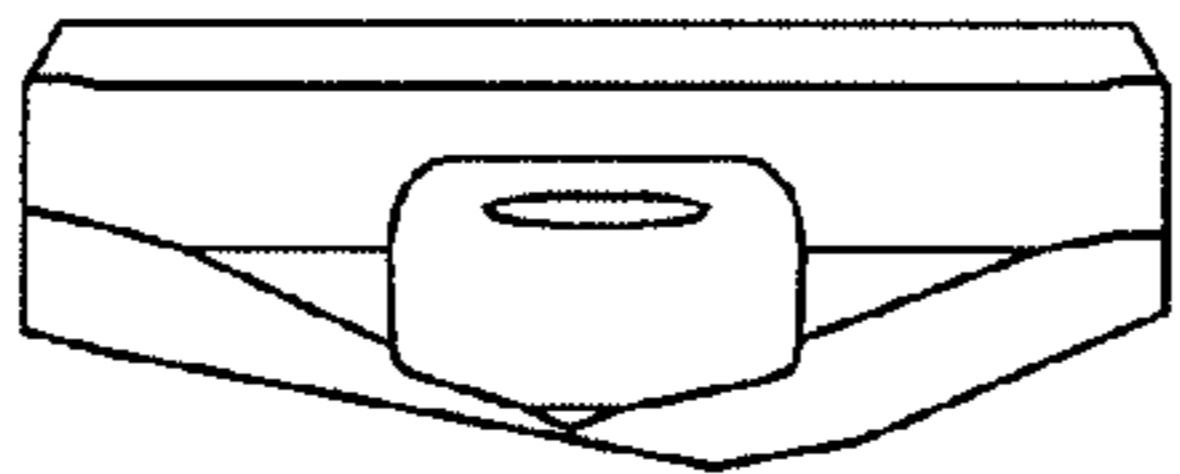


Fig. 5




Fig. 6

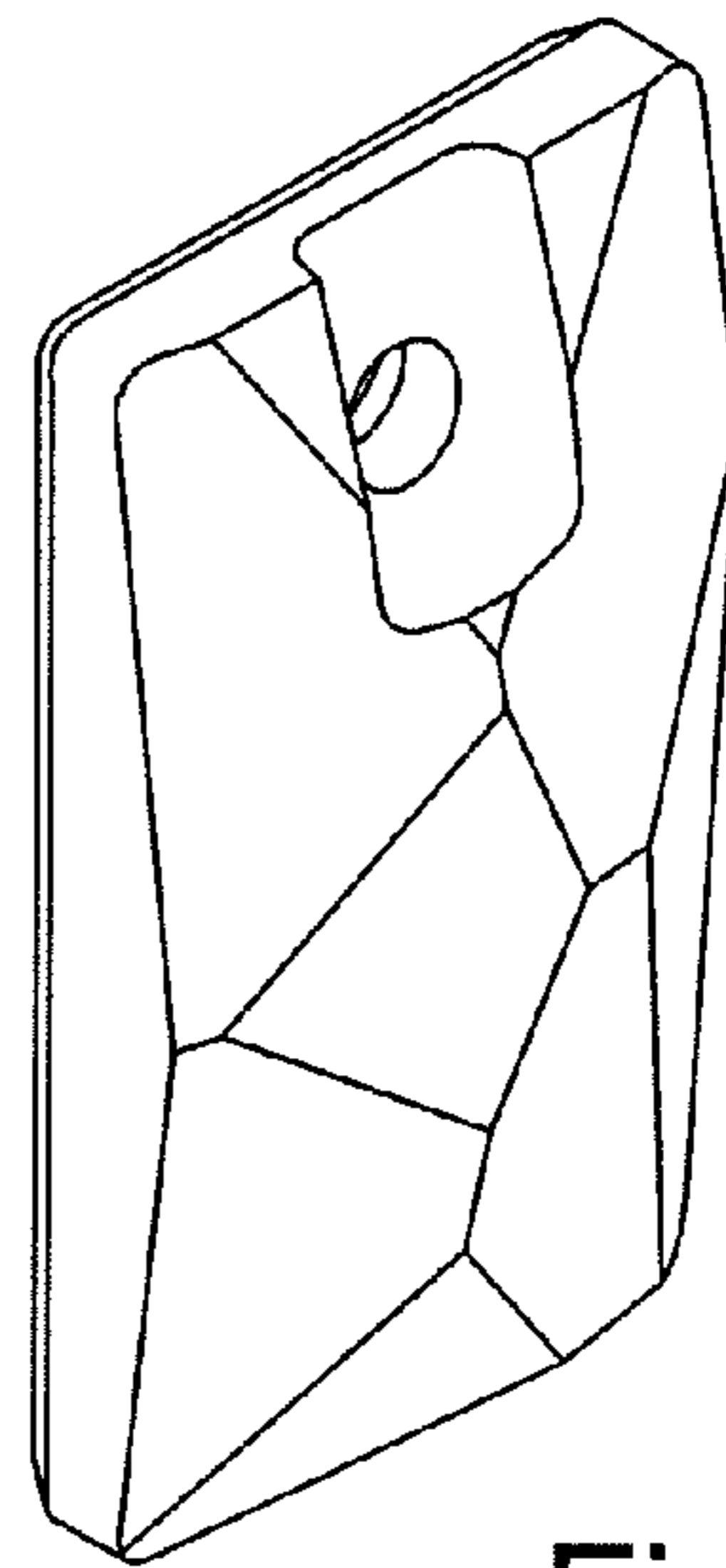


Fig. 7