



US00D625205S

(12) **United States Design Patent**
Schermuly

(10) **Patent No.:** **US D625,205 S**
(45) **Date of Patent:** **** Oct. 12, 2010**

(54) **SHOWER TIMER**
(75) Inventor: **Nigel Schermuly**, Stroud (GB)
(73) Assignee: **Bob Products Limited**, Stroud (GB)
(**) Term: **14 Years**
(21) Appl. No.: **29/325,899**
(22) Filed: **Oct. 8, 2008**

5,260,918 A * 11/1993 Neustein et al. 368/95
D364,816 S * 12/1995 Lin D10/15
D405,114 S * 2/1999 Hossfeld et al. D19/62
5,940,350 A * 8/1999 Booty, Jr. 368/276
D432,516 S * 10/2000 Chen D14/170
D452,828 S * 1/2002 Wah D10/22
D495,679 S * 9/2004 Chen D14/171
6,799,885 B2 * 10/2004 Bryant 368/93
D515,440 S * 2/2006 Maddocks, III D10/40
7,399,102 B2 * 7/2008 Sullivan 362/193
D608,226 S * 1/2010 Shenkal D10/44
2007/0104033 A1 * 5/2007 Tsai 368/93

(30) **Foreign Application Priority Data**
Apr. 8, 2008 (GB) 4007080

FOREIGN PATENT DOCUMENTS

GB 2104256 A * 3/1983
JP 01248088 A * 10/1989

(51) **LOC (9) Cl.** **10-03**
(52) **U.S. Cl.** **D10/44**
(58) **Field of Classification Search** D10/40,
D10/44; 368/93-95
See application file for complete search history.

* cited by examiner

Primary Examiner—Lucy Lieberman
(74) *Attorney, Agent, or Firm*—Abelman, Frayne & Schwab

(56) **References Cited**

(57) **CLAIM**

U.S. PATENT DOCUMENTS

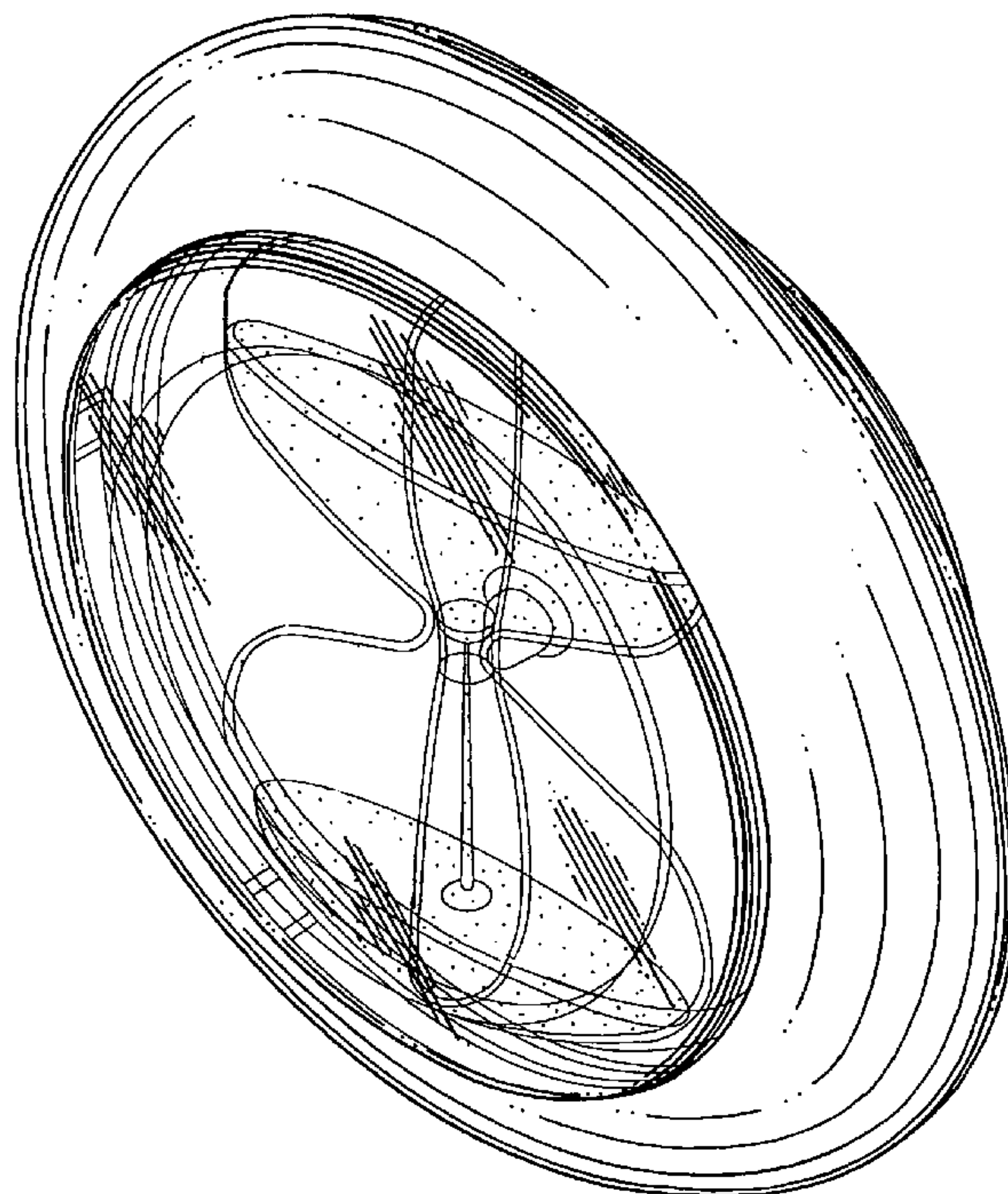
The ornamental design for a shower timer, as shown and described.

1,261,915 A * 4/1918 Ferdon 368/95
1,694,059 A * 12/1928 Denny 368/93
D150,555 S * 8/1948 Addario D10/6
D166,043 S * 2/1952 Miller D10/44
3,025,665 A * 3/1962 Dock et al. 368/95
3,151,442 A * 10/1964 Cullen et al. 368/93
3,306,029 A * 2/1967 Liljequist 368/95
D209,531 S * 12/1967 Koch D10/44
4,267,588 A * 5/1981 Daniels 368/93
4,332,096 A * 6/1982 Kohner et al. 40/486
D282,056 S * 1/1986 Levine D11/157
D300,725 S * 4/1989 Lin D10/44
5,023,852 A * 6/1991 Mikels 368/93

DESCRIPTION

FIG. 1 is a top front right side perspective view of a shower timer showing my new design.
FIG. 2 is a front elevational view thereof; and,
FIG. 3 is a right side elevational view thereof, with the left side being a mirror image thereof.
The stippling in FIGS. 1-2 shows certain details of fluid and of fluid levels within the shower timer.

1 Claim, 3 Drawing Sheets



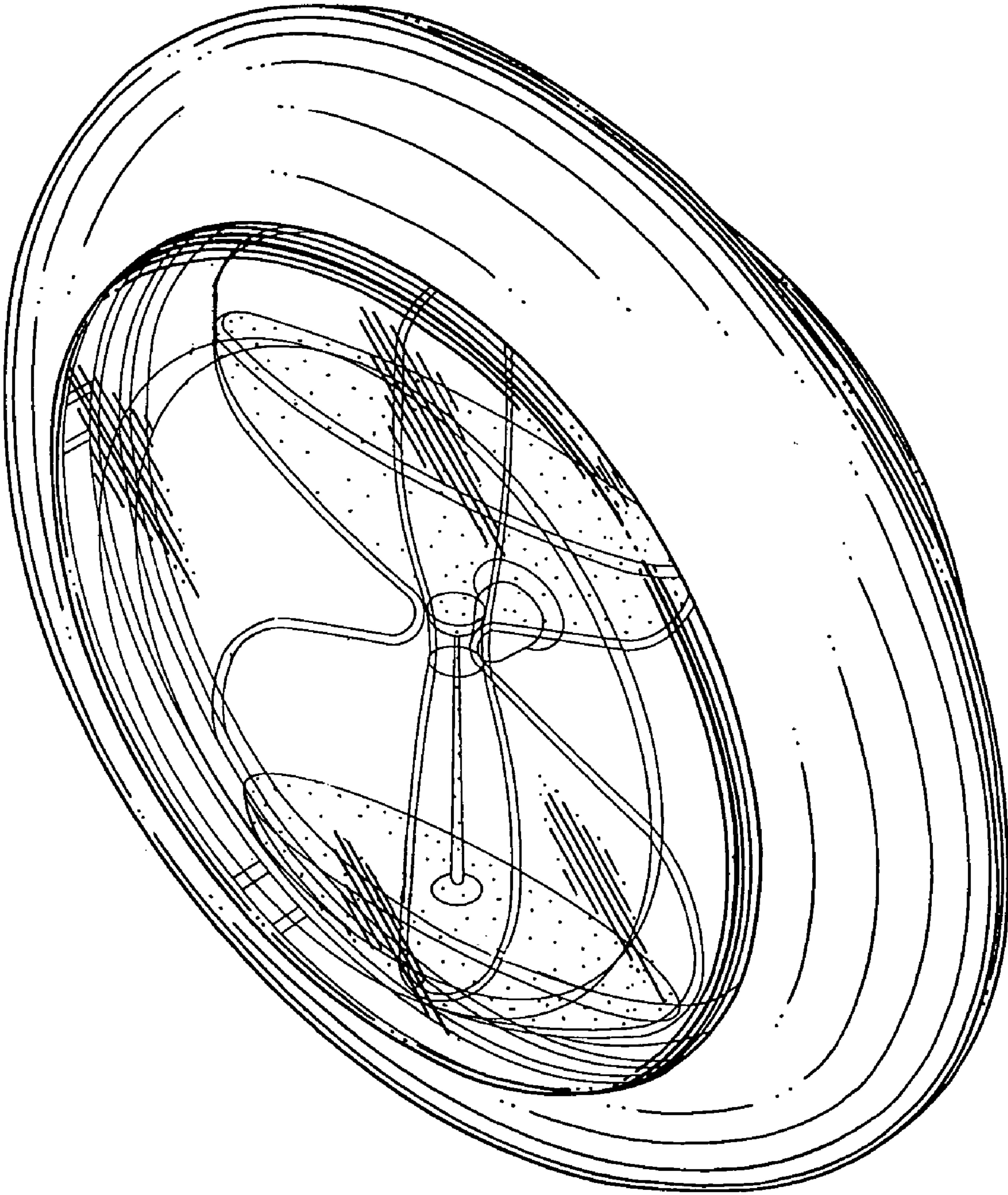


FIG. 1

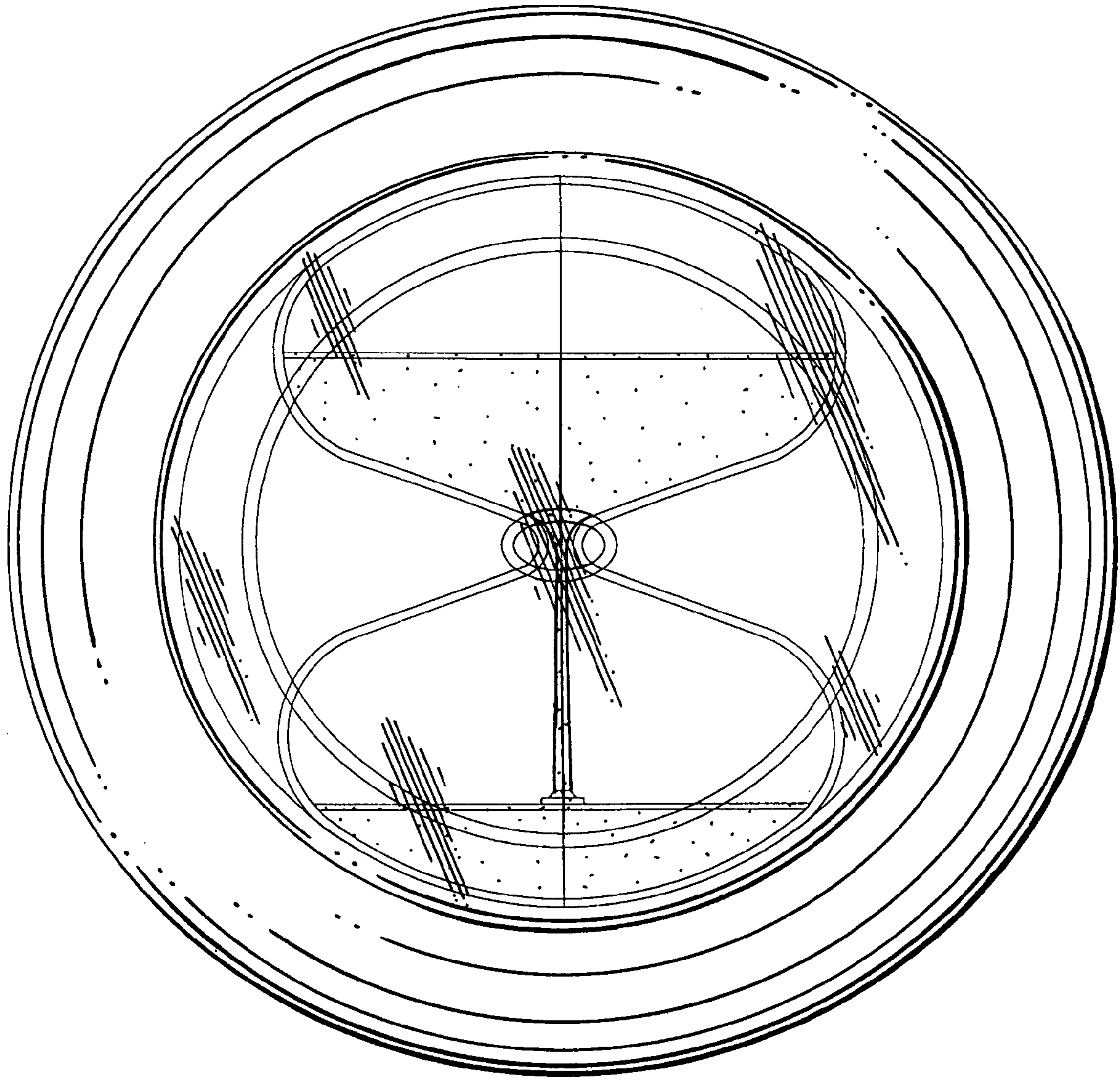


FIG. 2

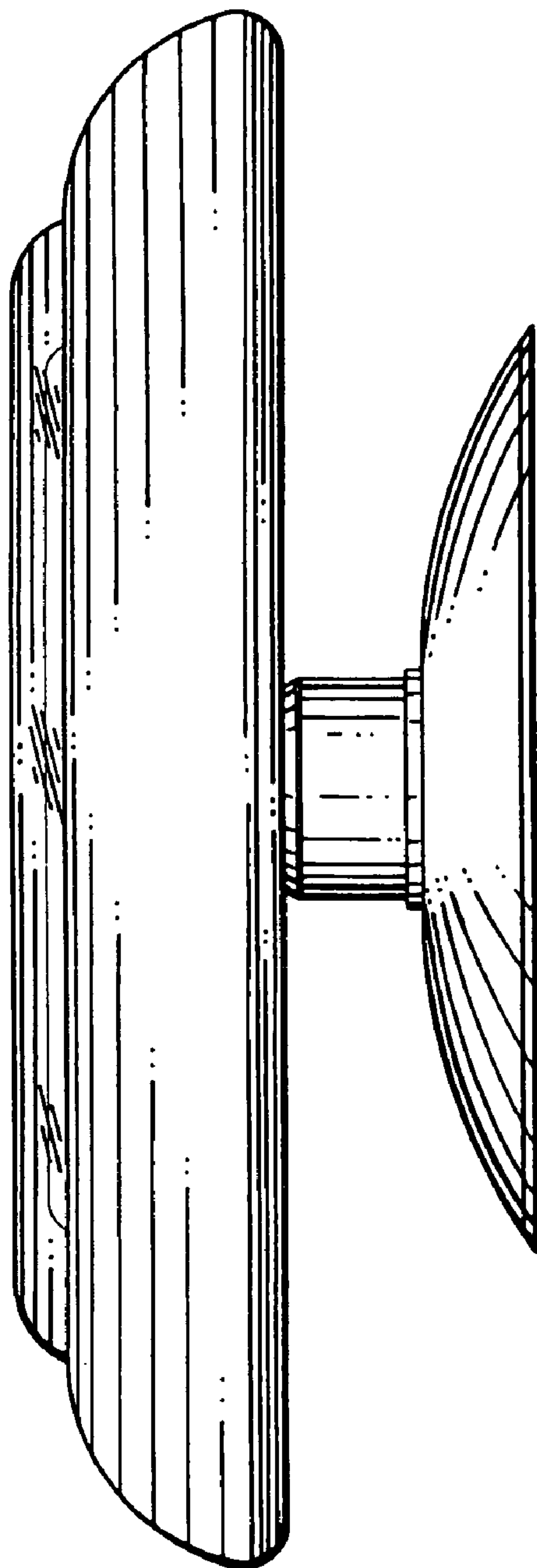


FIG. 3