



US00D625203S

(12) **United States Design Patent**
Giannini

(10) **Patent No.:** **US D625,203 S**

(45) **Date of Patent:** **** Oct. 12, 2010**

(54) **WRISTWATCH**

(75) Inventor: **Frida Giannini**, Florence (IT)

(73) Assignee: **Luxury Timepieces International SA**,
Cortailod (CH)

(**) Term: **14 Years**

(21) Appl. No.: **29/300,360**

(22) Filed: **Mar. 19, 2008**

(51) **LOC (9) Cl.** **10-02**

(52) **U.S. Cl.** **D10/32**

(58) **Field of Classification Search** D10/30-39,
D10/122-132; D11/3; 368/28, 276, 281,
368/282, 285, 223, 21, 82-84, 239-242
See application file for complete search history.

(56) **References Cited**

U.S. PATENT DOCUMENTS

| | | | | | |
|-----------|------|---------|--------------|-------|---------|
| 3,911,664 | A * | 10/1975 | Haber | | 368/224 |
| 3,982,387 | A * | 9/1976 | Tanaka | | 368/82 |
| 4,026,101 | A * | 5/1977 | Moyer | | 368/83 |
| 4,043,112 | A * | 8/1977 | Tanaka | | 368/66 |
| 4,067,185 | A * | 1/1978 | Huguenin | | 368/29 |
| 5,051,967 | A * | 9/1991 | Diamond, III | | 368/62 |
| 6,036,359 | A * | 3/2000 | Pantet | | 368/281 |
| 6,275,450 | B1 * | 8/2001 | Makiba | | 368/80 |
| D459,241 | S * | 6/2002 | Bodino | | D10/32 |
| 6,690,623 | B1 * | 2/2004 | Maano | | 368/82 |

| | | | | | |
|----------|-----|---------|-----------------|-------|--------|
| D504,624 | S * | 5/2005 | Bodino | | D10/39 |
| D507,975 | S * | 8/2005 | Dreyfuss | | D10/32 |
| D521,879 | S * | 5/2006 | Tonohori | | D10/31 |
| D524,172 | S * | 7/2006 | Monachon | | D10/32 |
| D548,622 | S * | 8/2007 | Salemi | | D10/32 |
| D551,095 | S * | 9/2007 | Monachon | | D10/32 |
| D568,175 | S * | 5/2008 | Martinez et al. | | D10/32 |
| D574,262 | S * | 8/2008 | Martinez et al. | | D10/32 |
| D591,620 | S * | 5/2009 | Giannini | | D10/32 |
| D594,764 | S * | 6/2009 | Ahlstrom | | D10/32 |
| D604,643 | S * | 11/2009 | Ahlstrom | | D10/31 |

* cited by examiner

Primary Examiner—Lucy Lieberman

(74) *Attorney, Agent, or Firm*—Sughrue Mion, PLLC

(57) **CLAIM**

The ornamental design for a wristwatch, as shown.

DESCRIPTION

FIG. 1 is a perspective view of the front and right side of a wristwatch showing my new design;

FIG. 2 is a front elevational view thereof;

FIG. 3 is a rear elevational view thereof;

FIG. 4 is a right side elevational view thereof;

FIG. 5 is a left side elevational view thereof;

FIG. 6 is a top plan view thereof; and,

FIG. 7 is a bottom plan view thereof.

1 Claim, 2 Drawing Sheets



FIG. 1



FIG. 2



FIG. 3




FIG. 4




FIG. 6




FIG. 5




FIG. 7

