



US00D625202S

(12) **United States Design Patent**
Yourist

(10) **Patent No.:** **US D625,202 S**
(45) **Date of Patent:** **** Oct. 12, 2010**

(54) **PLASTIC CAN**

(75) Inventor: **Sheldon E. Yourist**, York, PA (US)

(73) Assignee: **Graham Packaging Company, L.P.**,
York, PA (US)

(**) Term: **14 Years**

(21) Appl. No.: **29/357,974**

(22) Filed: **Mar. 19, 2010**

(51) **LOC (9) Cl.** **09-03**

(52) **U.S. Cl.** **D9/773**

(58) **Field of Classification Search** D9/773;
D34/39; 215/316, 385-392; 220/906

See application file for complete search history.

(56) **References Cited**

U.S. PATENT DOCUMENTS

D200,443 S *	2/1965	Deegan	D34/39
D201,400 S	6/1965	Kneeland		
D205,686 S	9/1966	Marchant		
D277,041 S *	1/1985	Nichols	D34/39
4,840,289 A	6/1989	Fait et al.		
4,997,691 A	3/1991	Parkinson		
5,071,029 A	12/1991	Umlah et al.		

D323,290 S *	1/1992	Keedy, Jr.	D9/773
D324,493 S *	3/1992	Nickerson	D9/773
6,520,362 B2	2/2003	Heisel et al.		
D559,120 S *	1/2008	Farrow et al.	D9/773
D559,121 S *	1/2008	Farrow et al.	D9/773

* cited by examiner

Primary Examiner—Shanda C Hill
(74) *Attorney, Agent, or Firm*—Knoble Yoshida & Dunleavy,
LLC

(57) **CLAIM**

The ornamental design for a plastic can, as shown and described.

DESCRIPTION

FIG. 1 is a perspective view of a plastic can, showing my new design;

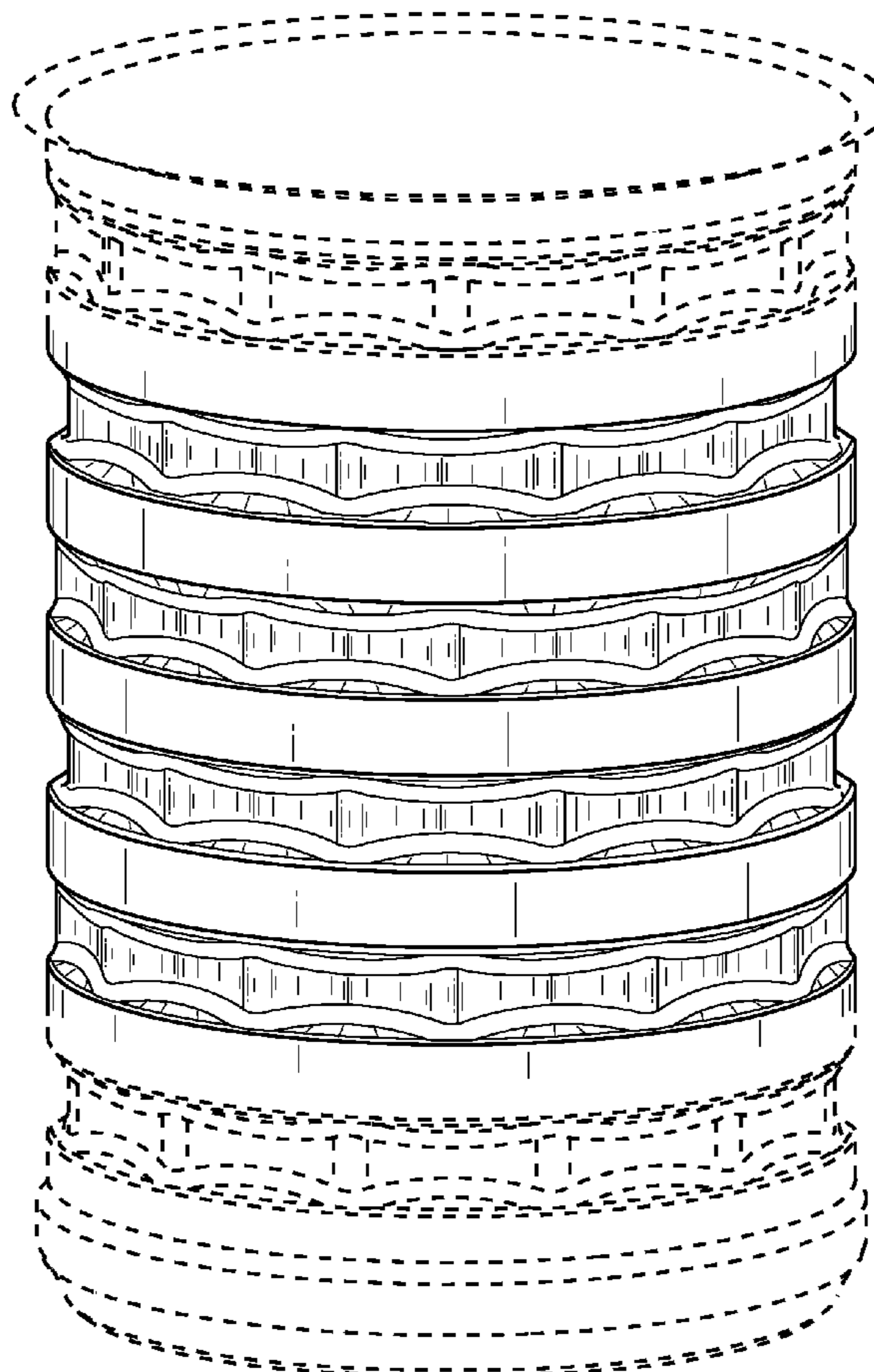
FIG. 2 is a front elevational view thereof, the rear, left and right side elevational views being the same; and,

FIG. 3 is a top plan view thereof.

All sides not shown form no part of the claimed design.

The broken lines in the drawings depict probable environment only and form no part of the claimed design.

1 Claim, 3 Drawing Sheets



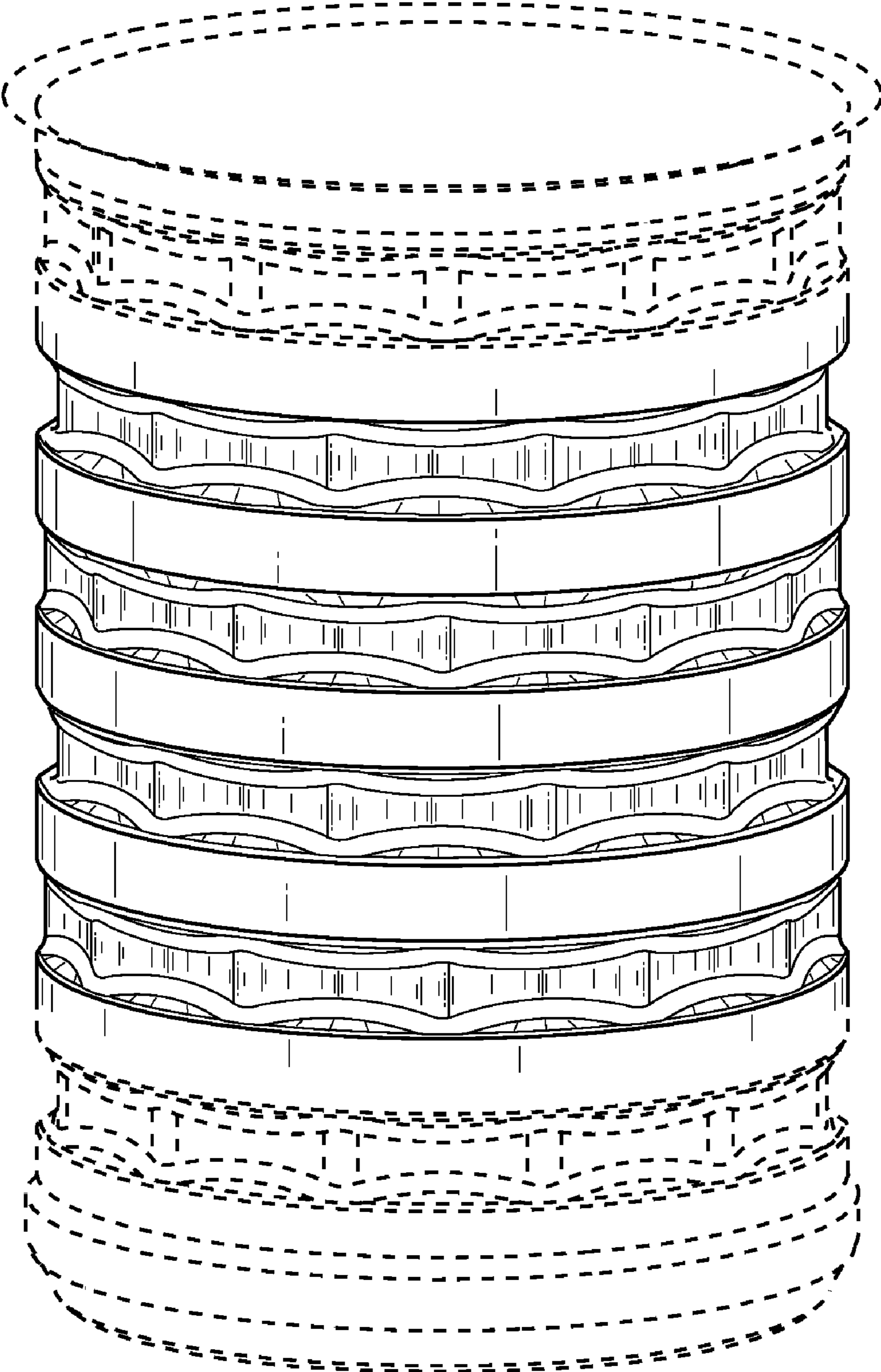


FIG. 1

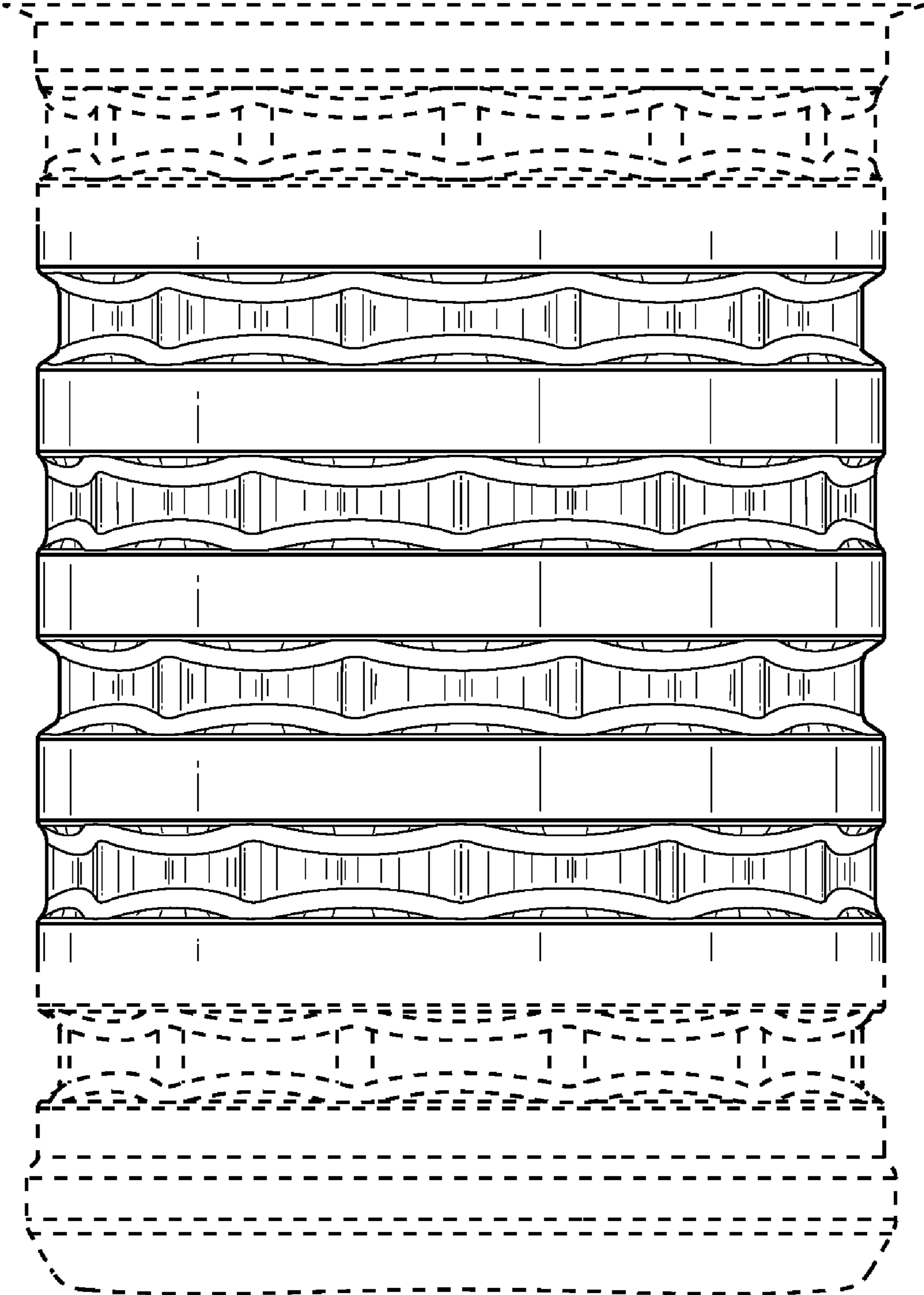


FIG. 2

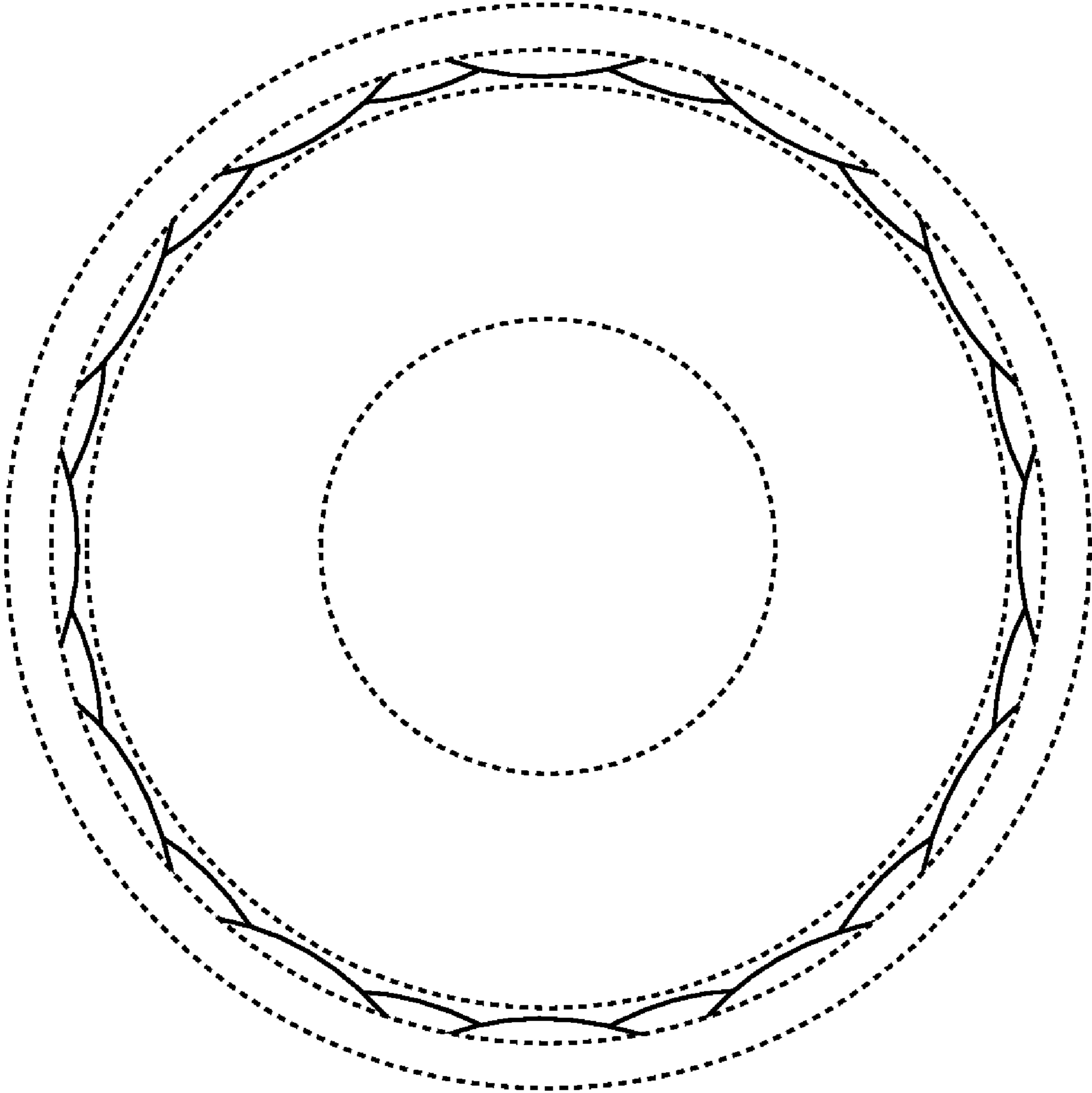


FIG. 3