



US00D625176S

(12) **United States Design Patent**  
**Fisher**

(10) **Patent No.:** **US D625,176 S**  
(45) **Date of Patent:** **\*\* Oct. 12, 2010**

(54) **SNOW GUARD**

(75) Inventor: **Steven Fisher**, Bird-in-Hand, PA (US)

(73) Assignee: **Levi's Nails and Screws**, Leola, PA (US)

(\*\*) Term: **14 Years**

(21) Appl. No.: **29/350,953**

(22) Filed: **Nov. 25, 2009**

6,164,033 A	12/2000	Haddock	
6,266,929 B1	7/2001	Cline	
D453,678 S *	2/2002	McMullen	..... D8/499
6,499,259 B1	12/2002	Hockman	
6,536,166 B1	3/2003	Alley	
D475,613 S *	6/2003	Mullane	..... D8/499
6,647,671 B1	11/2003	Alley	
6,688,047 B1	2/2004	McNichol	
D499,011 S	11/2004	Rizzo	
D499,332 S	12/2004	Rizzo	
6,834,466 B2	12/2004	Trevorrow et al.	
D511,451 S *	11/2005	Mullane	..... D8/499

**Related U.S. Application Data**

(63) Continuation-in-part of application No. 29/339,343, filed on Jun. 29, 2009, now Pat. No. Des. 610,444.

(51) **LOC (9) Cl.** ..... **08-99**

(52) **U.S. Cl.** ..... **D8/499**

(58) **Field of Classification Search** ..... D8/400-499; D25/199; 52/24-26, 545, 533, 98  
See application file for complete search history.

(56) **References Cited**

**U.S. PATENT DOCUMENTS**

507,776 A	10/1893	Berger et al.	
595,295 A	12/1897	Fox et al.	
D30,788 S	5/1899	Clark	
884,850 A	4/1908	Peter	
1,095,822 A	5/1914	Danzer	
1,330,309 A	2/1920	Dixon	
1,463,065 A	7/1923	Sieger	
1,863,561 A	6/1932	Brinker et al.	
D109,697 S	3/1938	Cody	
4,141,182 A	2/1979	McMullen	
D254,051 S	1/1980	Zaleski	
5,005,237 A *	4/1991	Luchonok	..... 5/688
5,044,130 A	9/1991	Chiddister	
5,271,194 A	12/1993	Drew	
5,282,340 A	2/1994	Cline et al.	
5,483,772 A	1/1996	Haddock	
5,522,185 A	6/1996	Cline	
5,694,721 A	12/1997	Haddock	
5,983,588 A	11/1999	Haddock	
D418,403 S	1/2000	Cline	

(Continued)

**FOREIGN PATENT DOCUMENTS**

AT 223795 10/1962

(Continued)

*Primary Examiner*—Cathron C Brooks

*Assistant Examiner*—Barbara Fox

(74) *Attorney, Agent, or Firm*—Barley Snyder LLC

(57)

**CLAIM**

The ornamental design for a snow guard, as shown and described.

**DESCRIPTION**

FIG. 1 is a top rear left side perspective view, showing my new snow guard design;

FIG. 2 is a rear elevation view thereof;

FIG. 3 is a front elevation view thereof;

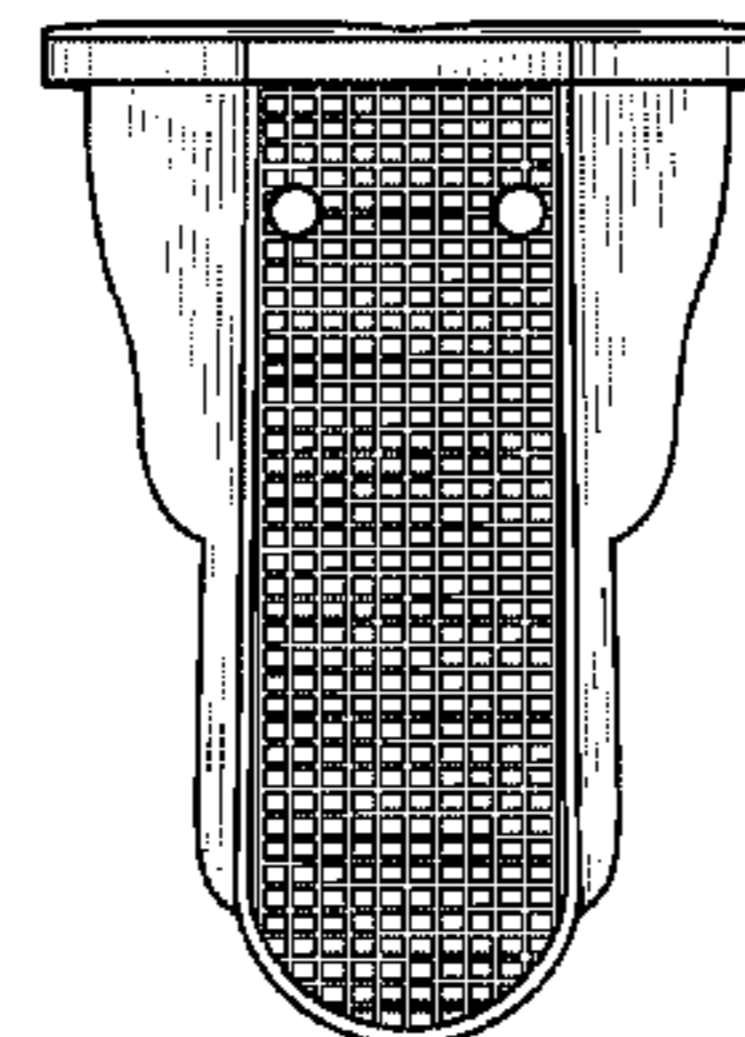
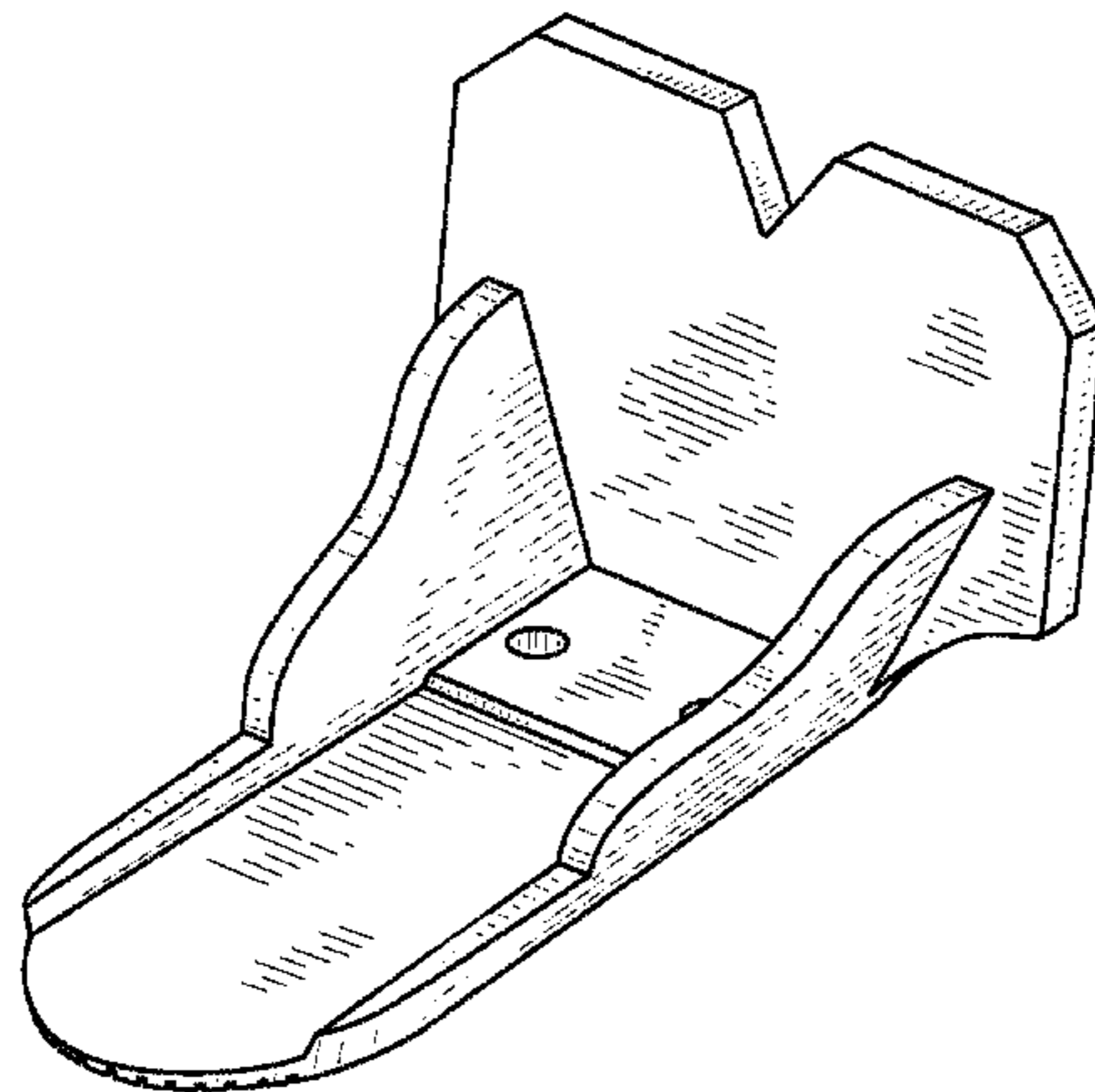
FIG. 4 is a right side elevation view thereof;

FIG. 5 is a left side elevation view thereof;

FIG. 6 is a top plan view thereof; and,

FIG. 7 is a bottom plan view thereof.

**1 Claim, 4 Drawing Sheets**



# US D625,176 S

Page 2

---

## U.S. PATENT DOCUMENTS

D512,303 S \* 12/2005 Prichard et al. .... D8/499  
7,127,852 B1 10/2006 Dressler  
D537,336 S \* 2/2007 Fisher ..... D8/499  
7,213,373 B2 5/2007 Hockman  
D553,972 S \* 10/2007 Prichard et al. .... D8/499  
7,513,080 B1 4/2009 Showalter  
7,516,576 B1 \* 4/2009 Mullane ..... 52/24

D610,443 S \* 2/2010 Fisher ..... D8/499  
D610,444 S \* 2/2010 Fisher ..... D8/499  
2001/0045064 A1 11/2001 Alley

## FOREIGN PATENT DOCUMENTS

DE 3716491 A1 12/1988  
DE 3723020 A1 1/1989

\* cited by examiner

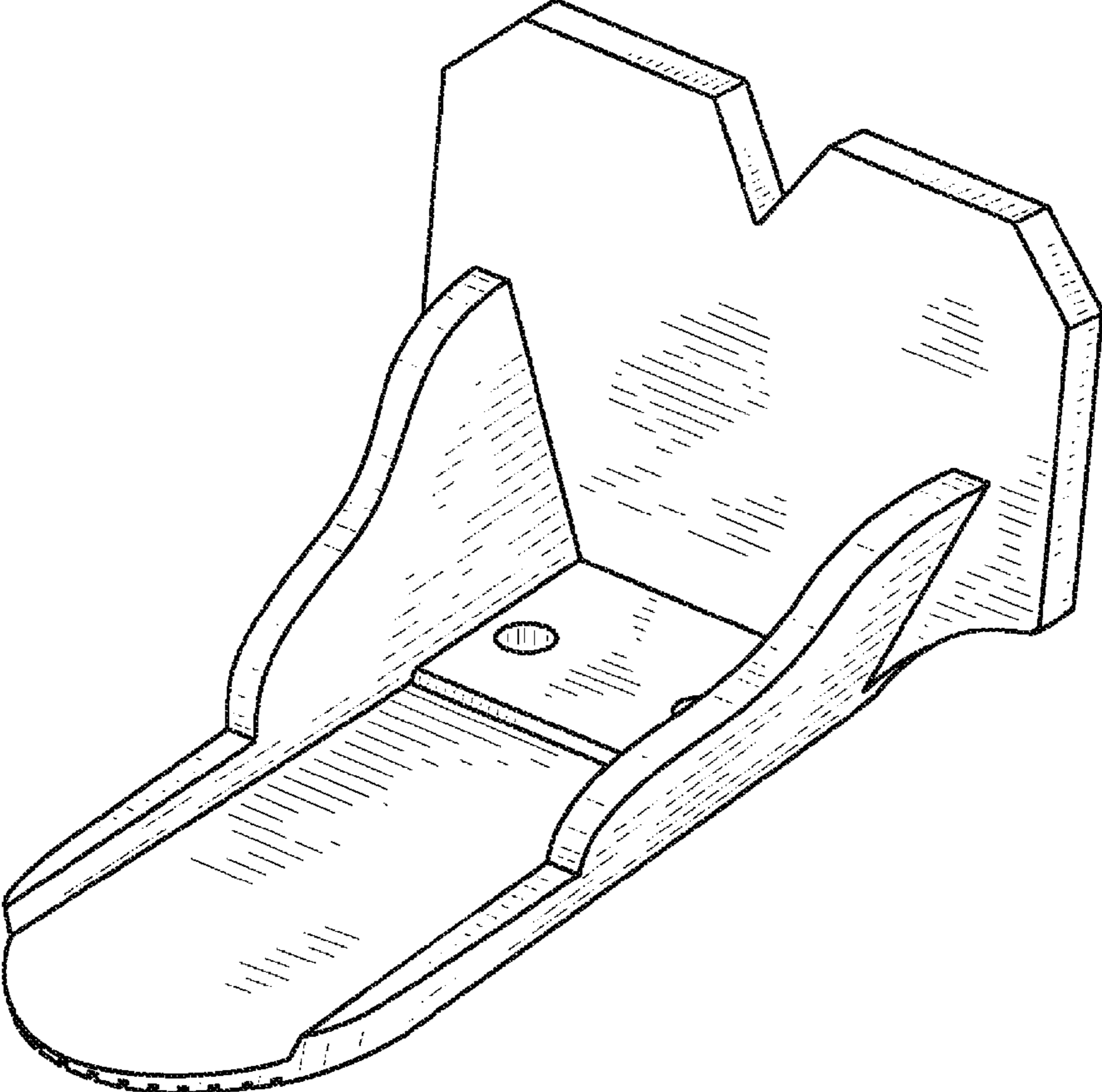


FIG. 1

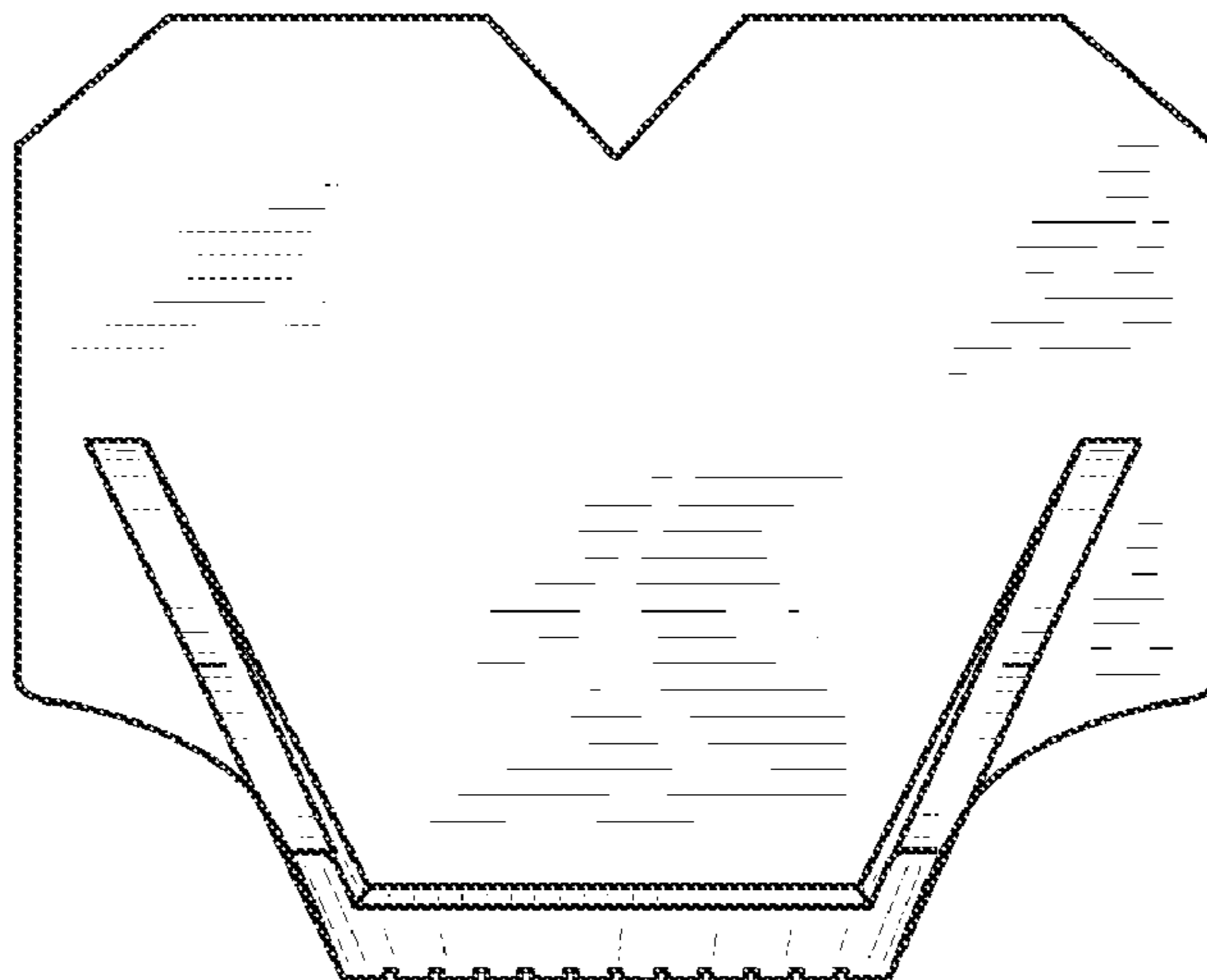


FIG. 2




FIG. 3




FIG. 4

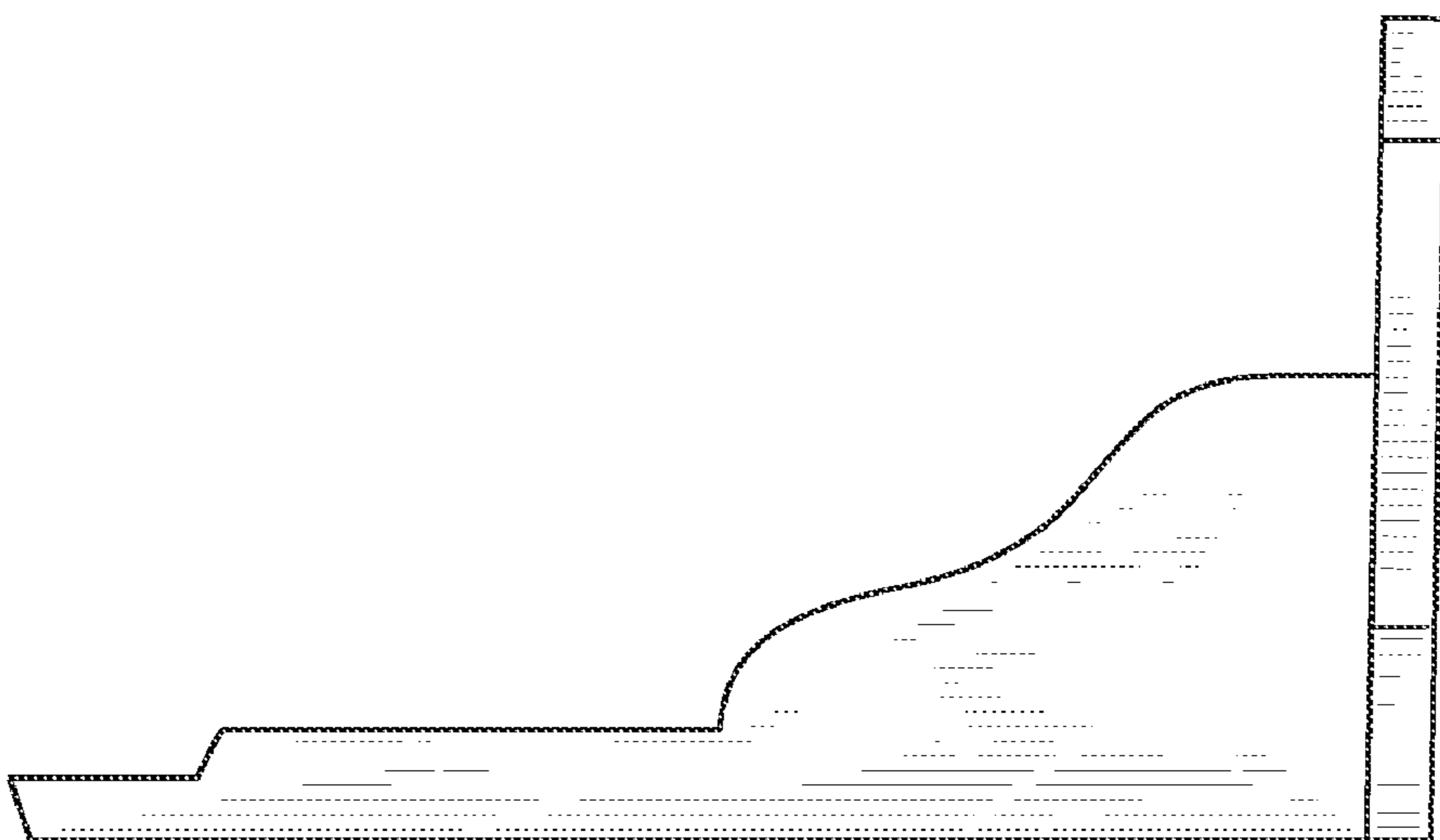


FIG. 5

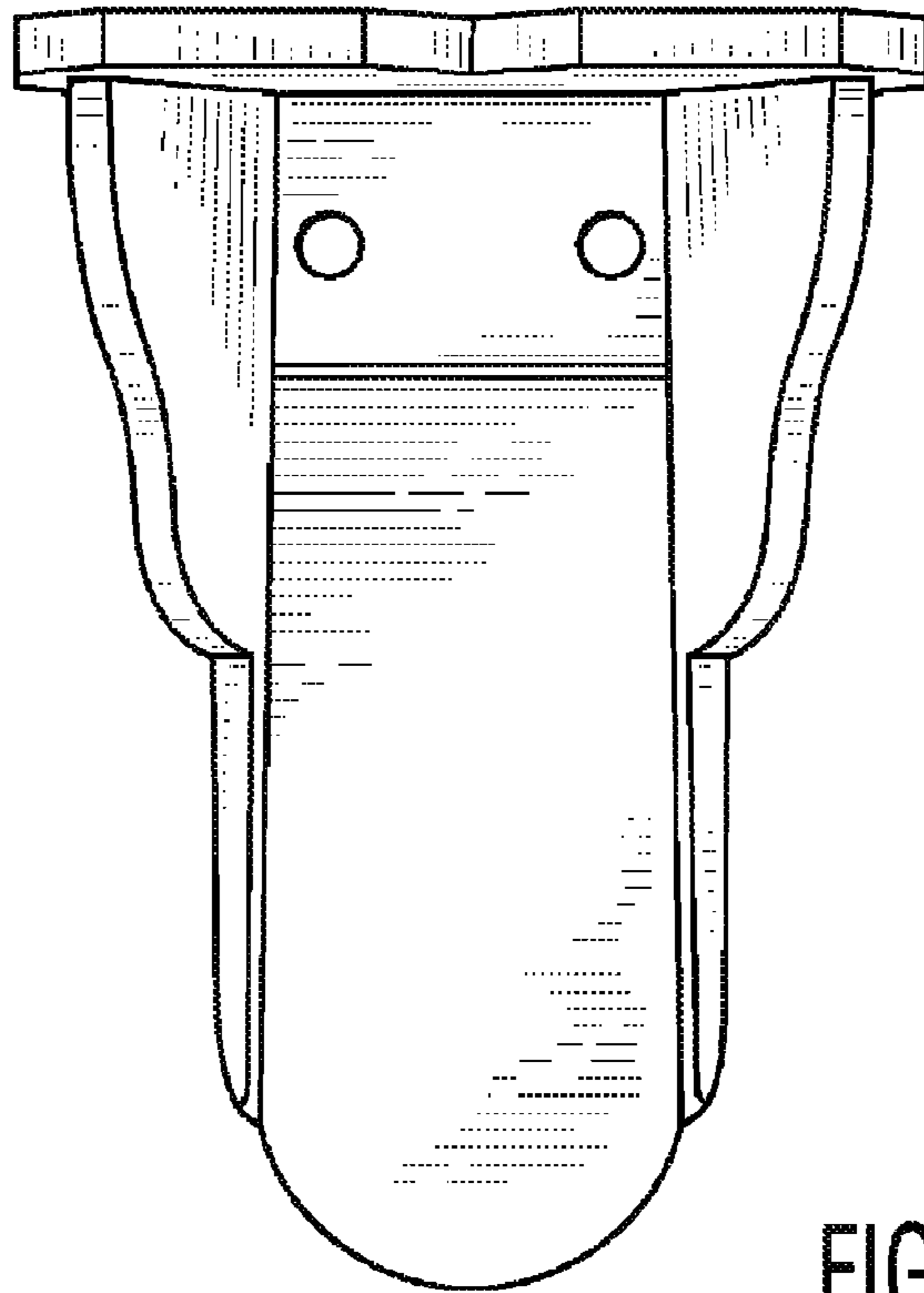


FIG. 6

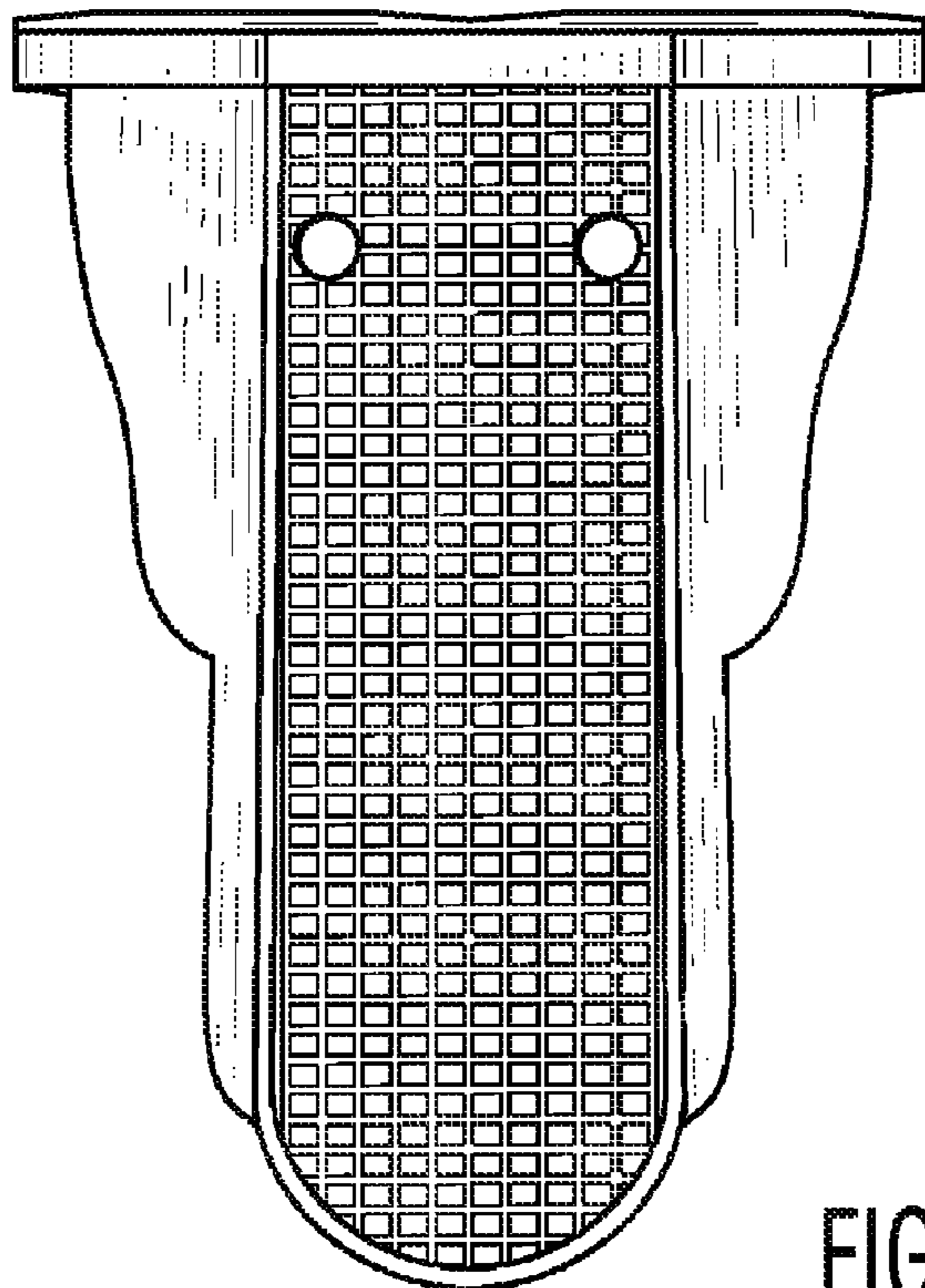


FIG. 7