



US00D625153S

(12) **United States Design Patent**  
**Gallop et al.**

(10) **Patent No.:** **US D625,153 S**  
(45) **Date of Patent:** **\*\* Oct. 12, 2010**

- (54) **NESTED CUTLERY SET**
- (75) Inventors: **William A. Gallop**, Westminster, MA (US); **Ashish K. Mithal**, North Chelmsford, MA (US)
- (73) Assignee: **Waddington North America, Inc.**, Chelmsford, MA (US)
- (\*\*) Term: **14 Years**
- (21) Appl. No.: **29/325,048**
- (22) Filed: **Sep. 25, 2008**
- (51) **LOC (9) Cl.** ..... **07-03**
- (52) **U.S. Cl.** ..... **D7/645; D7/642**
- (58) **Field of Classification Search** ..... D7/368, D7/395, 401.2, 642-646, 649-654, 660-669, D7/675-676, 683, 688-692, 695-696; 30/137, 30/141-143, 147-150, 322-327, 329, 340, 30/342-346; 416/70 R  
See application file for complete search history.

- (56) **References Cited**
- U.S. PATENT DOCUMENTS
- 33,703 A \* 11/1861 Hardie ..... 30/147
- 34,098 A \* 1/1862 Hardie et al. .... 30/147
- 4,317,284 A 3/1982 Prindle
- 4,524,512 A 6/1985 Formo et al.
- D284,442 S \* 7/1986 Chan ..... D7/645
- D318,600 S \* 7/1991 Lillelund et al. .... D7/643
- D362,160 S \* 9/1995 Brabeck et al. .... D7/645

- D509,708 S \* 9/2005 Schmidt ..... D7/645
- 6,983,542 B2 1/2006 Mithal et al.
- D530,986 S \* 10/2006 Lago-Arenas ..... D7/645
- D536,222 S \* 2/2007 Heiberg et al. .... D7/645
- D585,246 S \* 1/2009 Miller ..... D7/653
- 2005/0278958 A1 \* 12/2005 Schmidt ..... 30/324
- 2006/0191145 A1 8/2006 Mithal et al.
- 2007/0079513 A1 \* 4/2007 Lago-Arenas ..... 30/147

**FOREIGN PATENT DOCUMENTS**

- WO WO 2005030016 A1 \* 4/2005
- \* cited by examiner
- Primary Examiner*—Stella M Reid
- Assistant Examiner*—Ricky Pham
- (74) *Attorney, Agent, or Firm*—Vern Maine & Associates

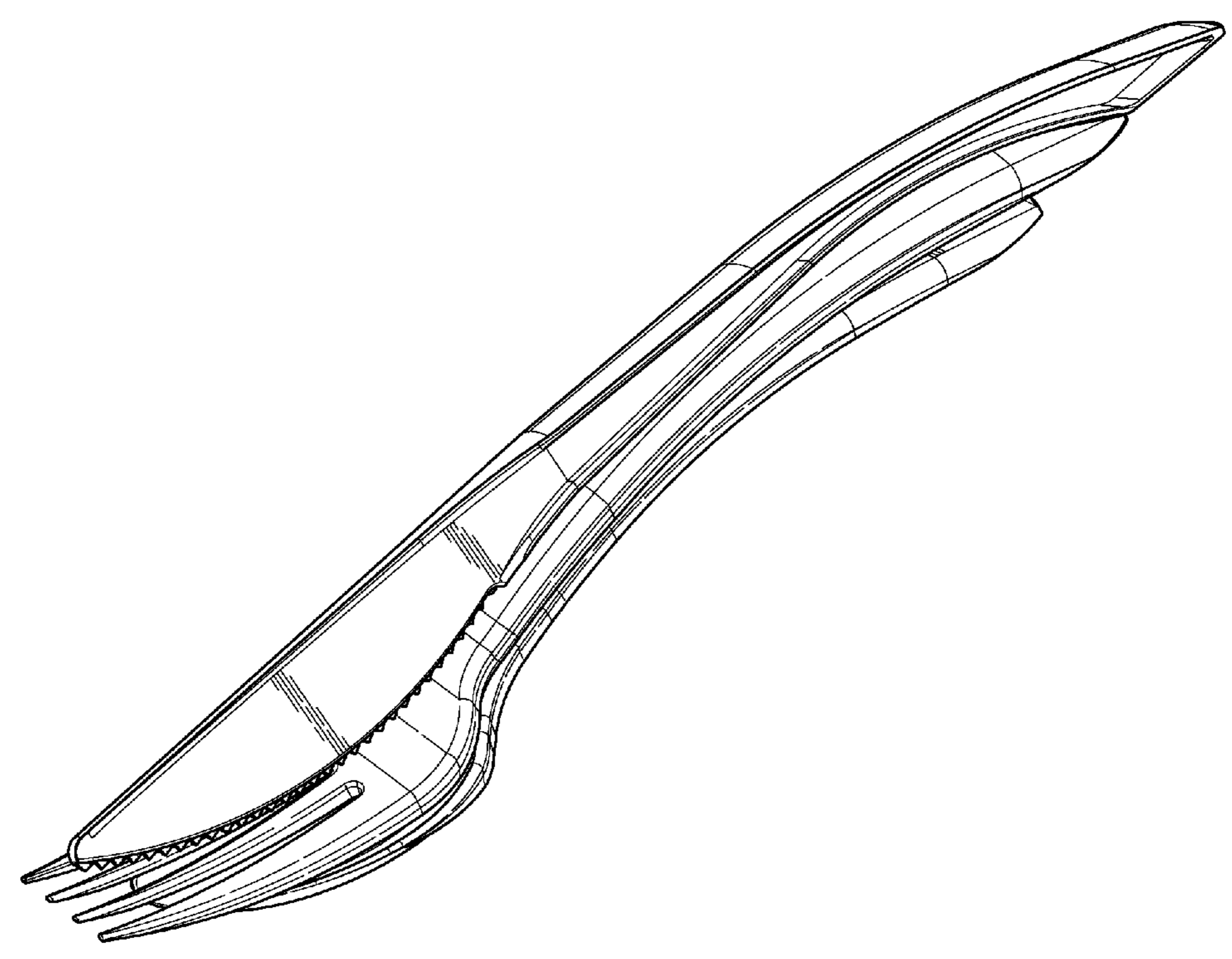
(57) **CLAIM**

The ornamental design for a nested cutlery set, as shown and described.

**DESCRIPTION**

FIG. 1 is a perspective view of the nested cutlery set;  
 FIG. 2 is a right side view thereof;  
 FIG. 3 is a left side thereof;  
 FIG. 4 is a front view thereof;  
 FIG. 5 is a back view thereof;  
 FIG. 6 is a top view thereof; and,  
 FIG. 7 is a bottom view thereof.

**1 Claim, 6 Drawing Sheets**



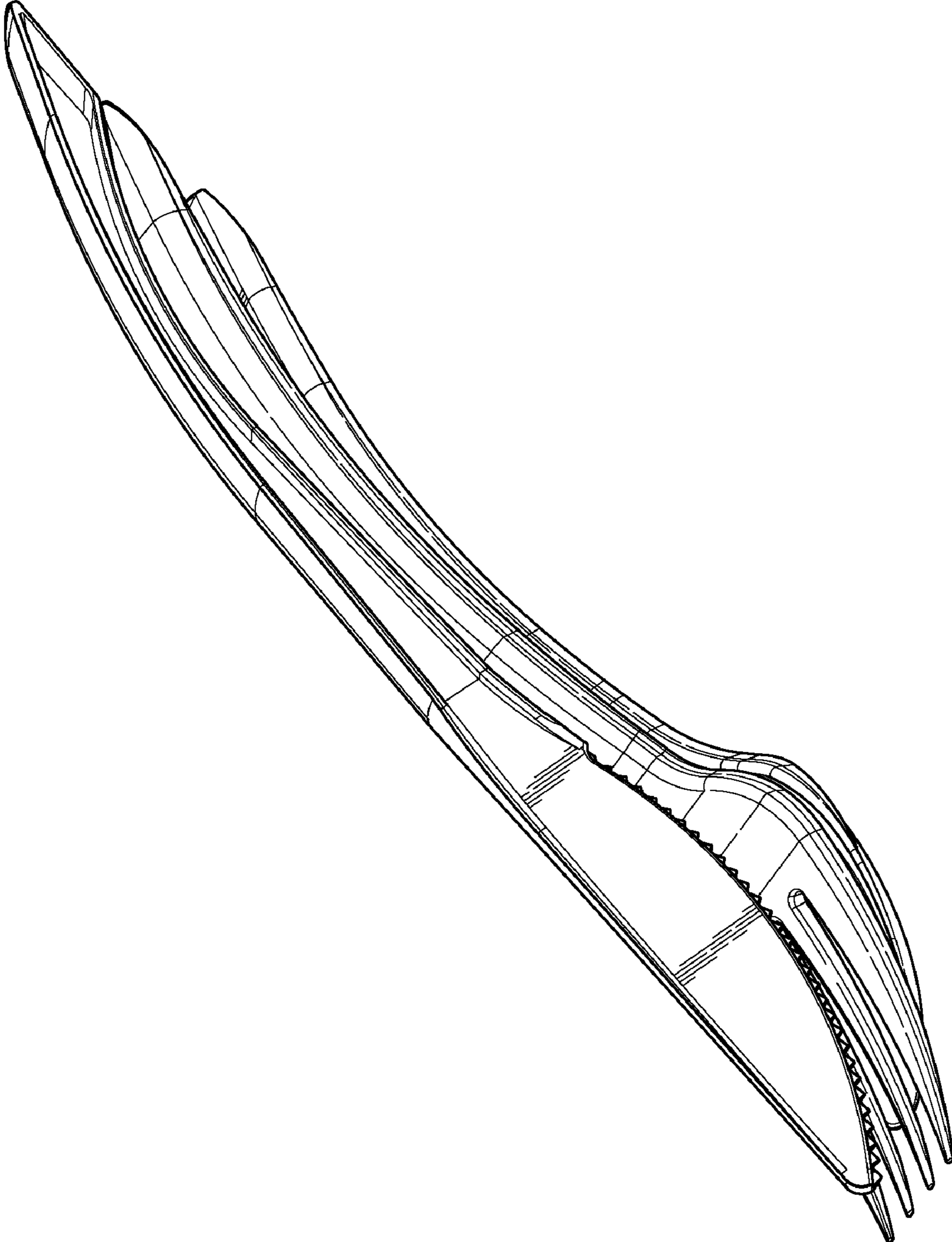


FIG. 1

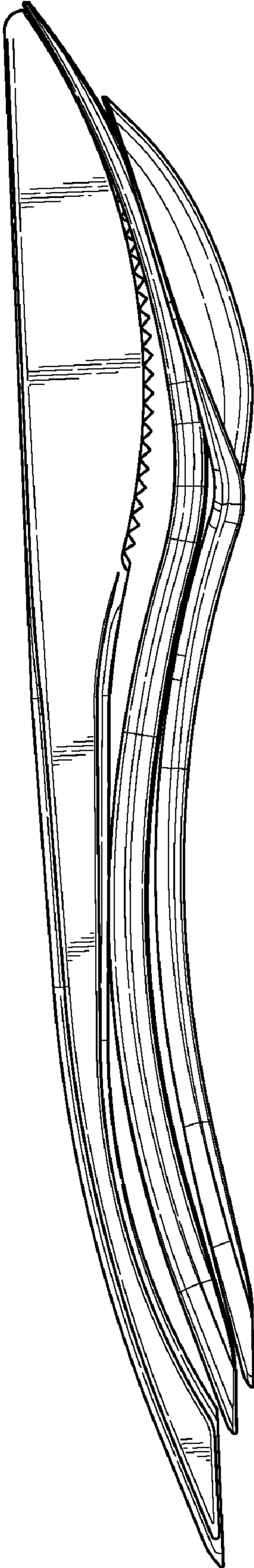


FIG. 2



FIG. 3

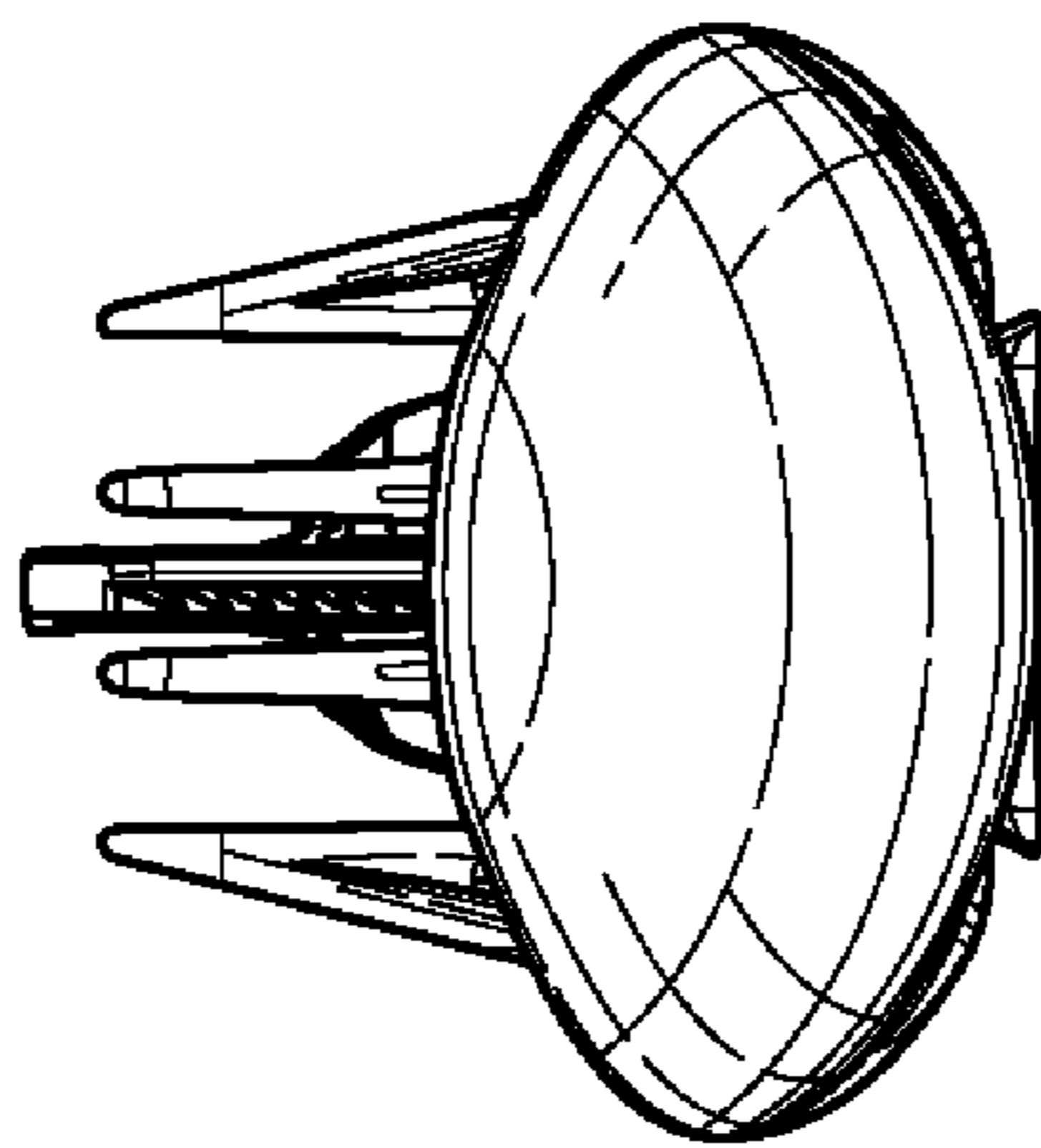


FIG. 4

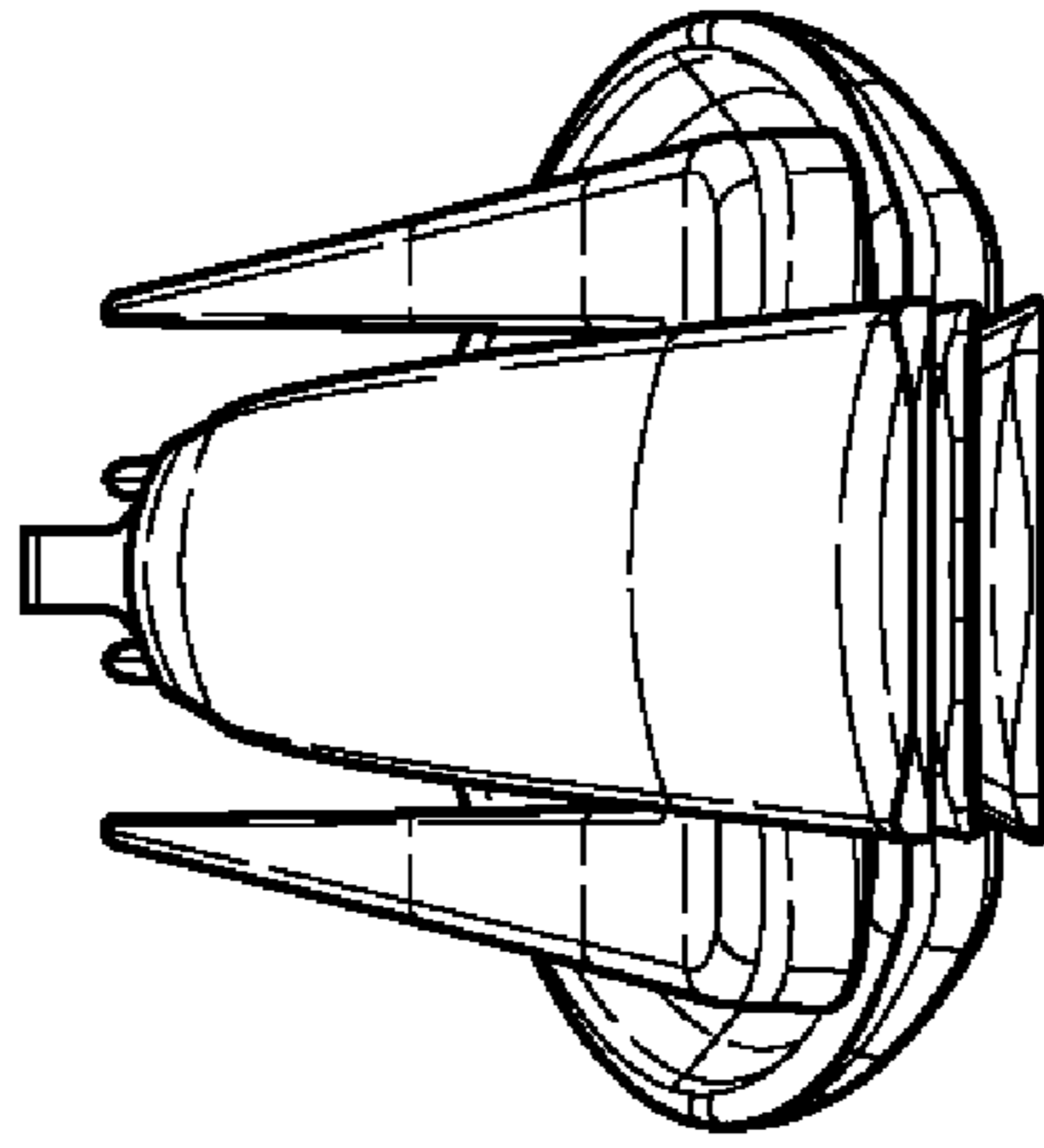


FIG. 5

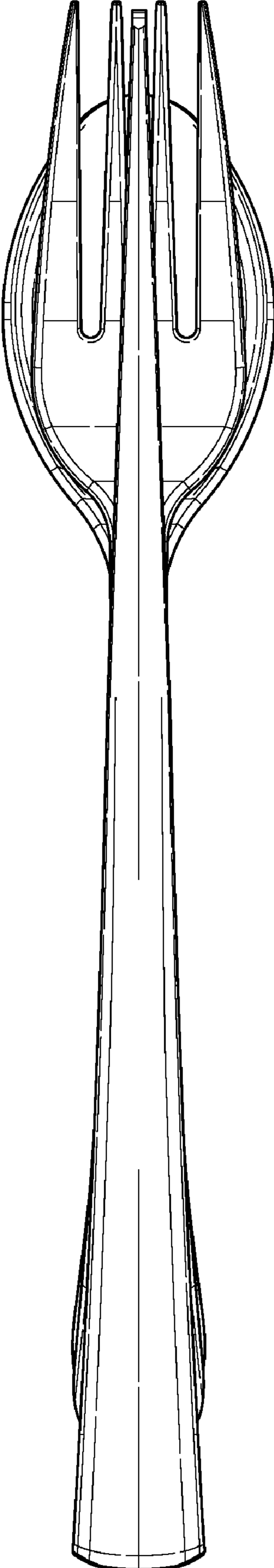


FIG. 6

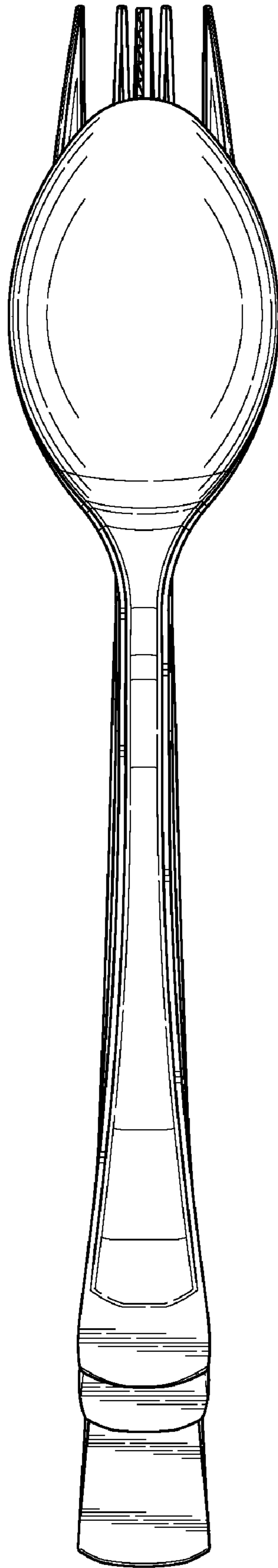


FIG. 7