



US00D625140S

(12) **United States Design Patent**  
**Tse**

(10) **Patent No.:** **US D625,140 S**  
(45) **Date of Patent:** **\*\* Oct. 12, 2010**

(54) **CHAFER**

(75) Inventor: **Ming-Yee Tse**, Kowloon (CN)

(73) Assignee: **Chekiang Metalware Factory Company Limited**, Kowloon, Hong Kong (CN)

(\*\*) Term: **14 Years**

(21) Appl. No.: **29/348,647**

(22) Filed: **Jan. 26, 2010**

(51) **LOC (9) Cl.** ..... **07-02**

(52) **U.S. Cl.** ..... **D7/366; D7/354; D7/352**

(58) **Field of Classification Search** ..... D7/323,  
D7/330-331, 337, 339, 347, 350-367, 378-379,  
D7/383-384, 391-395, 542-545, 560; 99/324-325,  
99/329 R, 330-339, 372, 375, 400, 412-413,  
99/425; 219/432-433, 438-441, 620-622,  
219/725-730; 220/203.1, 203.07, 203.09,  
220/298, 303, 316, 356.1, 573.1-574, 769,  
220/912; 426/438, 441

See application file for complete search history.

(56) **References Cited**

**U.S. PATENT DOCUMENTS**

D347,548 S \* 6/1994 Boehm et al. .... D7/352  
5,363,748 A \* 11/1994 Boehm et al. .... 99/372

D379,051 S \* 5/1997 Jacquemin ..... D7/352  
D384,546 S \* 10/1997 Lin ..... D7/352  
5,845,562 A \* 12/1998 Deni et al. .... 99/375  
D435,755 S \* 1/2001 Deni ..... D7/352  
D504,047 S \* 4/2005 Schmidt et al. .... D7/352  
D522,306 S \* 6/2006 Wilgus et al. .... D7/337  
D592,005 S \* 5/2009 Richardson et al. .... D7/337  
D602,732 S \* 10/2009 Busse et al. .... D7/352

\* cited by examiner

*Primary Examiner*—Stella M Reid

*Assistant Examiner*—Ricky Pham

(74) *Attorney, Agent, or Firm*—Alix, Yale & Ristas, LLP

(57) **CLAIM**

The ornamental design for a chafer, as shown and described.

**DESCRIPTION**

FIG. 1 is a perspective view of a chafer showing my new design;

FIG. 2 is a top plan view thereof;

FIG. 3 is a front elevational view thereof;

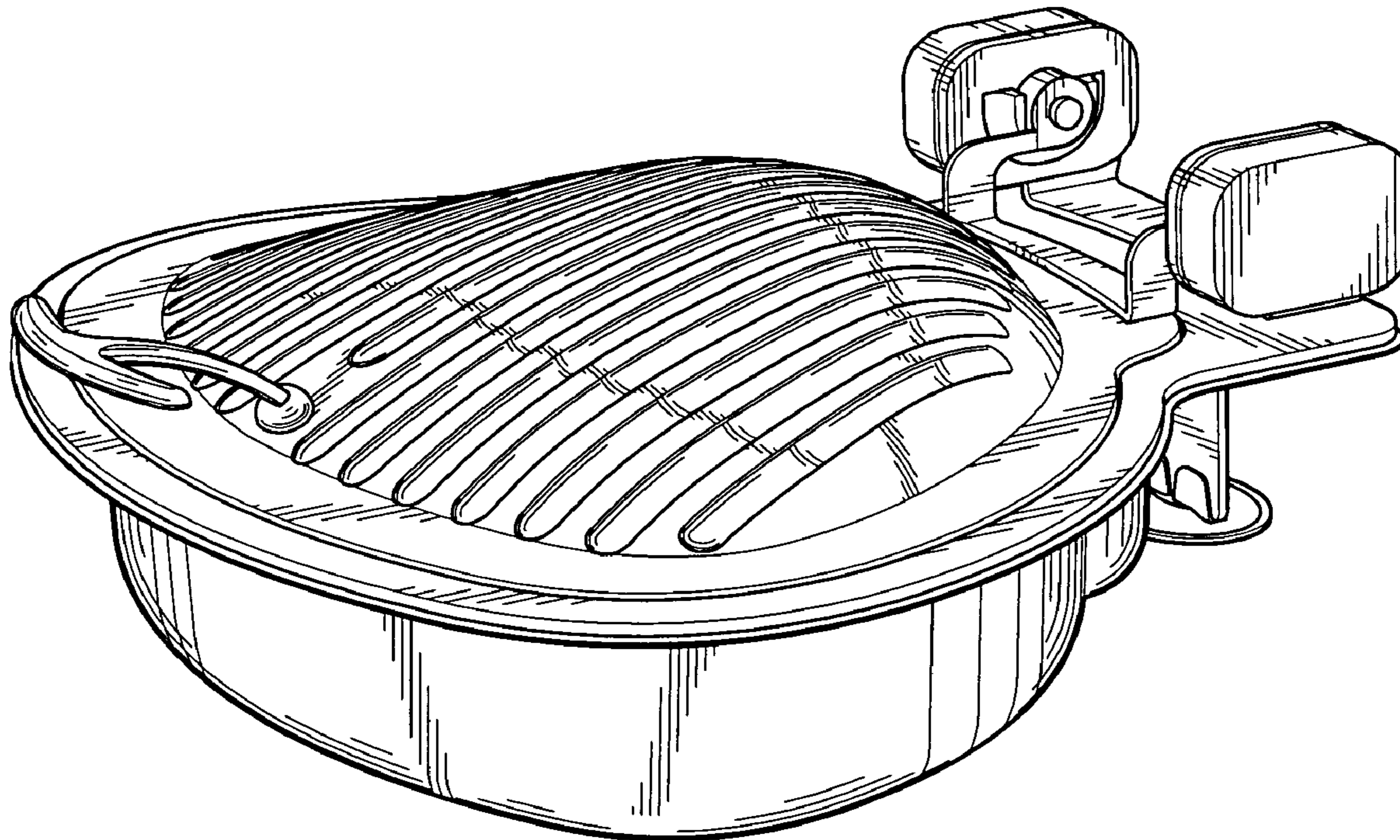
FIG. 4 is a rear elevational view thereof;

FIG. 5 is a bottom plan view thereof;

FIG. 6 is a left side elevational view thereof; and,

FIG. 7 is a right side elevational view thereof.

**1 Claim, 4 Drawing Sheets**



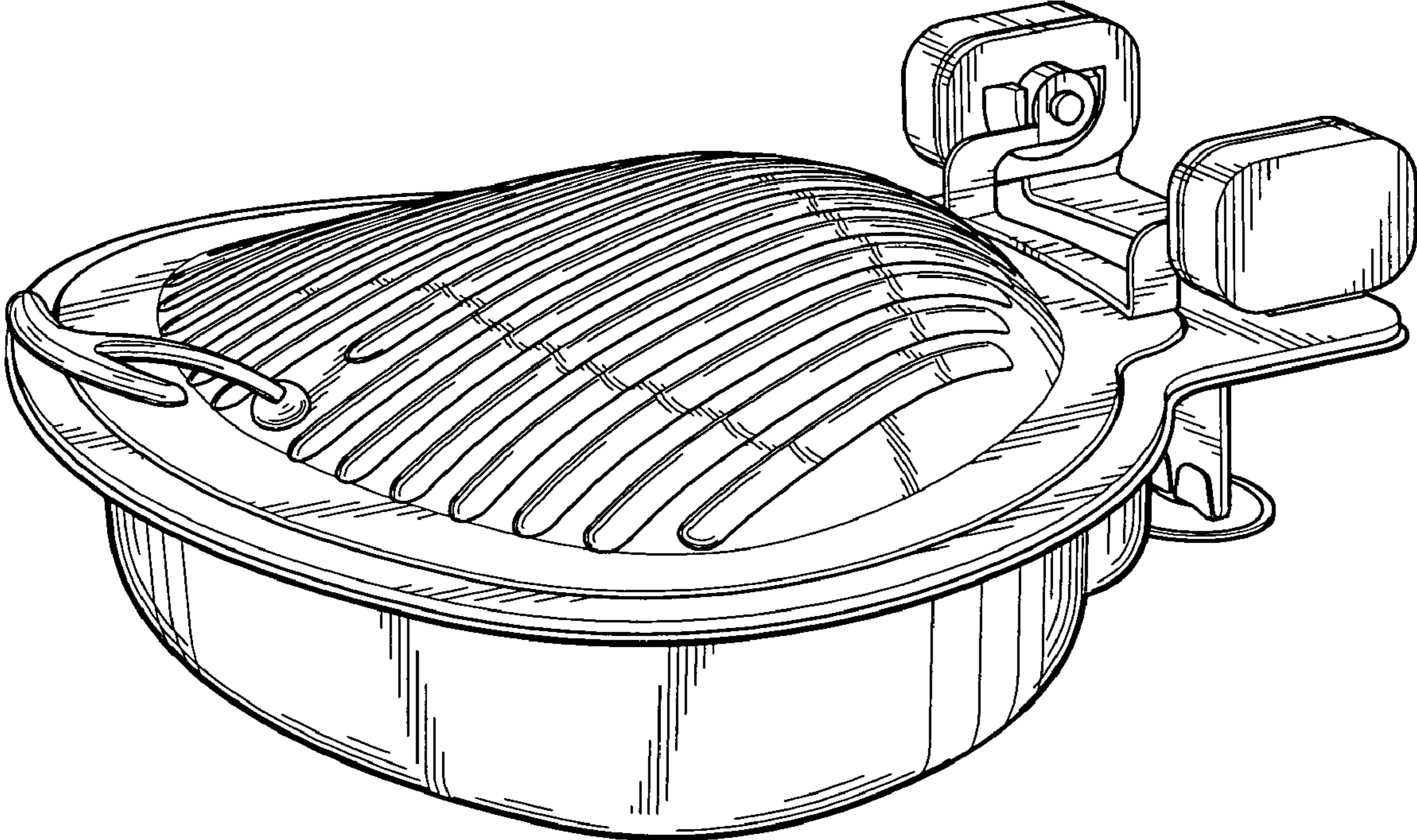


FIG.1



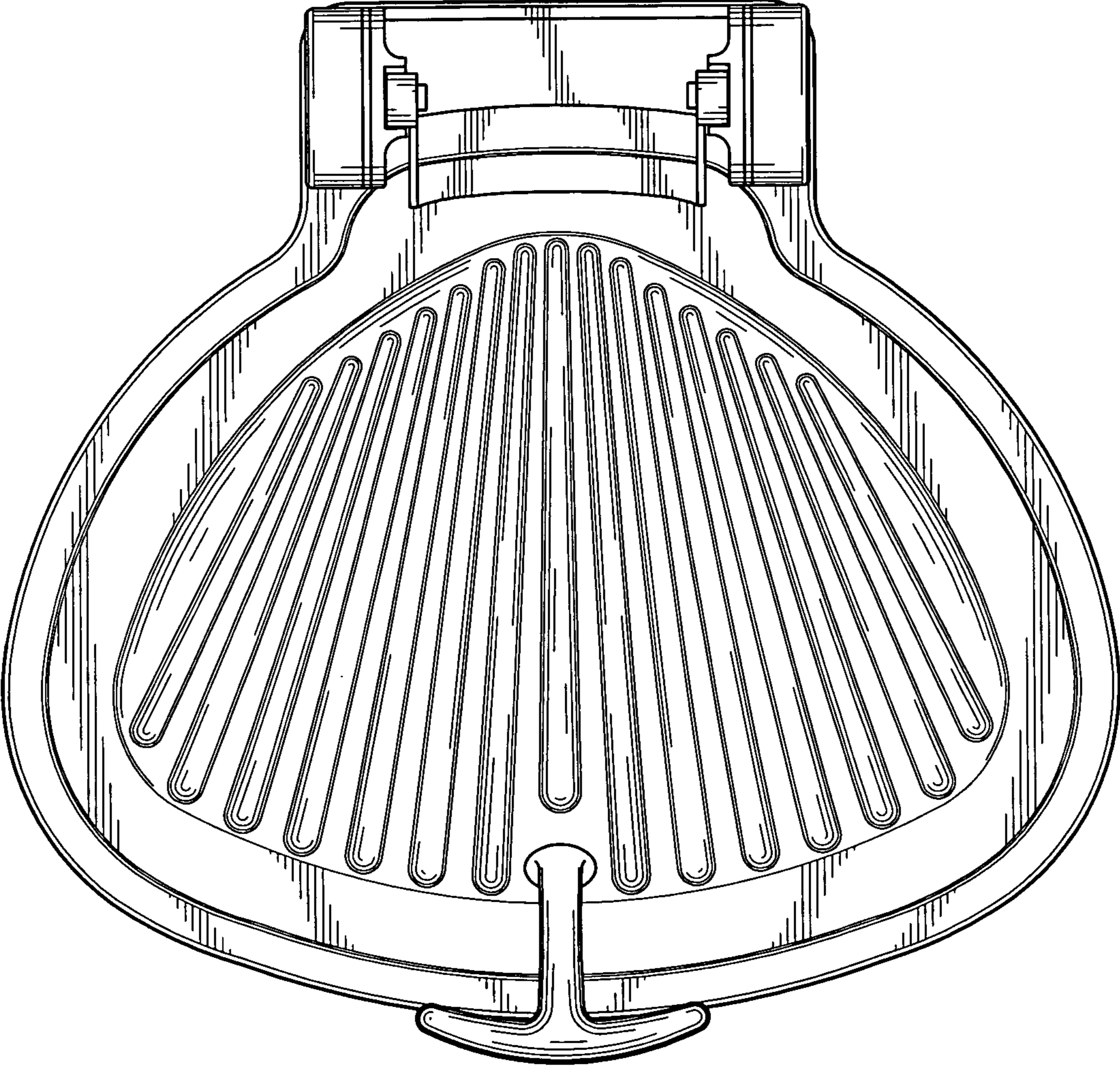


FIG. 2




FIG. 3

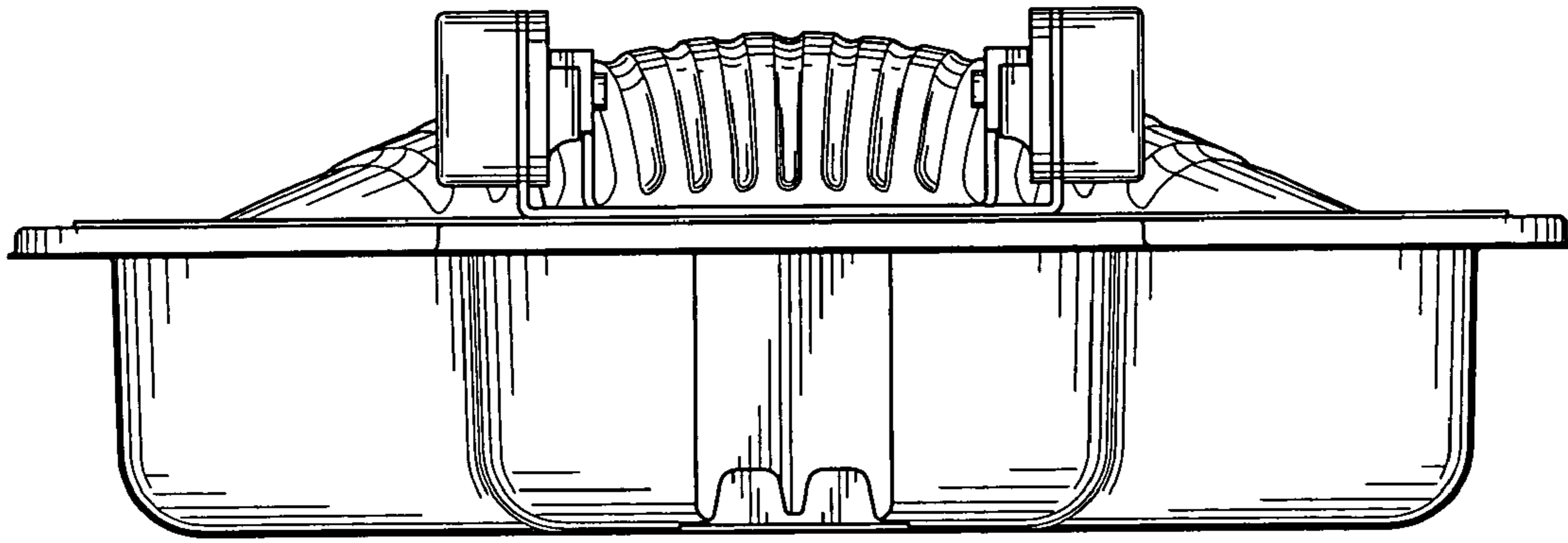


FIG. 4




FIG. 5

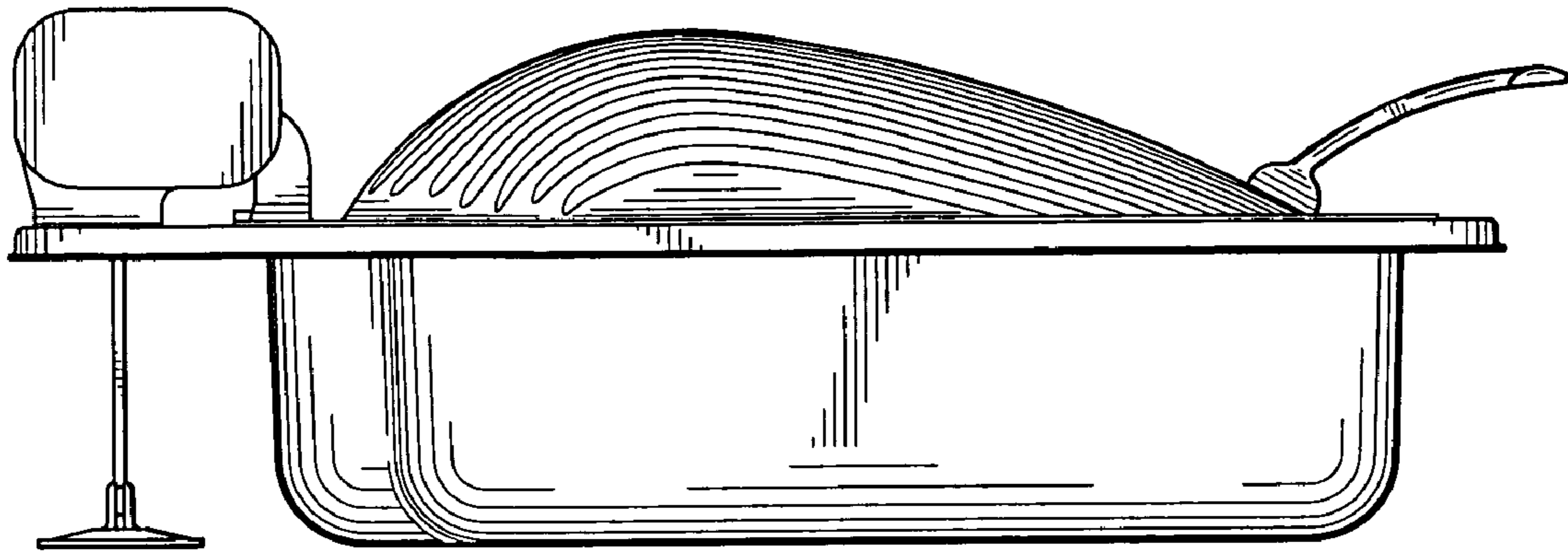


FIG. 6

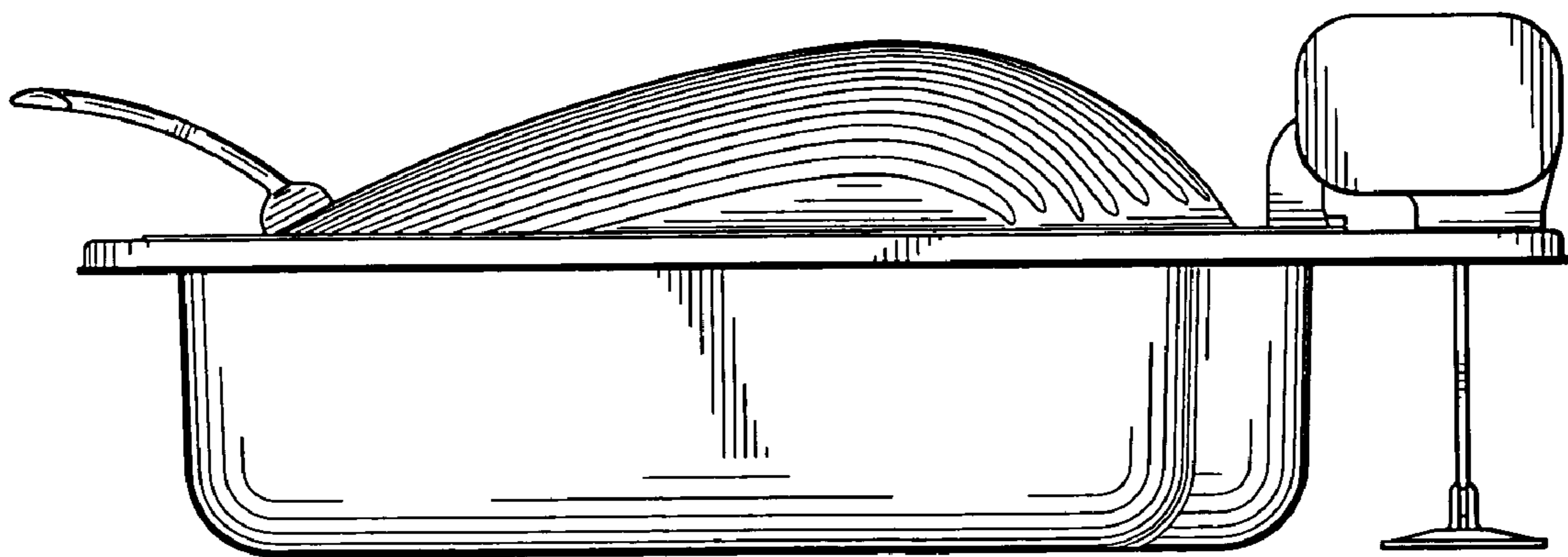


FIG. 7