



US00D625133S

(12) **United States Design Patent**
Rocha

(10) **Patent No.:** **US D625,133 S**
(45) **Date of Patent:** **** Oct. 12, 2010**

(54) **BAKING PARCHMENT WITH GRIDLINES**

(76) Inventor: **Richard D. Rocha**, 1424 N. Gardner St.,
Unit 108, Los Angeles, CA (US) 90046

(**) Term: **14 Years**

(21) Appl. No.: **29/335,114**

(22) Filed: **Apr. 8, 2009**

(51) **LOC (9) Cl.** **07-04**

(52) **U.S. Cl.** **D7/213; D7/698**

(58) **Field of Classification Search** D5/58,
D5/53; D7/213, 698, 396.6, 396.4, 409;
D21/367; D19/35, 37; D18/34.9; 428/131,
428/137; 269/289 R

See application file for complete search history.

(56) **References Cited**

U.S. PATENT DOCUMENTS

121,128	A *	11/1871	Rehn	33/1 A
D33,604	S *	11/1900	Fuller	D21/367
D97,841	S *	12/1935	Cohen	D7/409
2,235,230	A *	3/1941	Malarkey	428/50
D158,436	S *	5/1950	Brickson	D34/29
D166,085	S *	3/1952	Lachman	D5/53
D179,747	S *	2/1957	Sylvester et al.	D5/53
D246,124	S *	10/1977	Forward	D21/367
D250,383	S *	11/1978	Ceccarelli	D7/698
D267,725	S *	1/1983	Sidrak	D19/37
4,465,729	A *	8/1984	Cancio et al.	428/167
5,151,314	A *	9/1992	Brown	428/198
5,282,317	A *	2/1994	Carter et al.	33/1 B
5,482,724	A *	1/1996	Morici et al.	426/124
5,673,490	A *	10/1997	Hill	33/1 G
5,842,280	A *	12/1998	Robell	33/1 B

D416,165	S *	11/1999	Zemel	D7/359
D435,064	S *	12/2000	Nicholson	D19/37
D475,856	S *	6/2003	Karul et al.	D5/53
6,840,773	B2 *	1/2005	Anderson et al.	434/73
D539,041	S *	3/2007	Berryman	D5/63
D579,212	S *	10/2008	Cho	D5/30
D583,569	S *	12/2008	Claudat	D5/53
D588,820	S *	3/2009	Hall	D5/53
7,568,629	B2 *	8/2009	Lapstun et al.	235/462.45
7,637,437	B2 *	12/2009	Lapstun et al.	235/494
2005/0244599	A1 *	11/2005	Molinari	428/34.2
2008/0026662	A1 *	1/2008	Ramsey	442/376

* cited by examiner

Primary Examiner—Robert M Spear

Assistant Examiner—Cynthia Underwood

(74) *Attorney, Agent, or Firm*—QuickPatents, Inc.; Kevin Prince

(57) **CLAIM**

I claim the ornamental design for a baking parchment with gridlines, as shown and described.

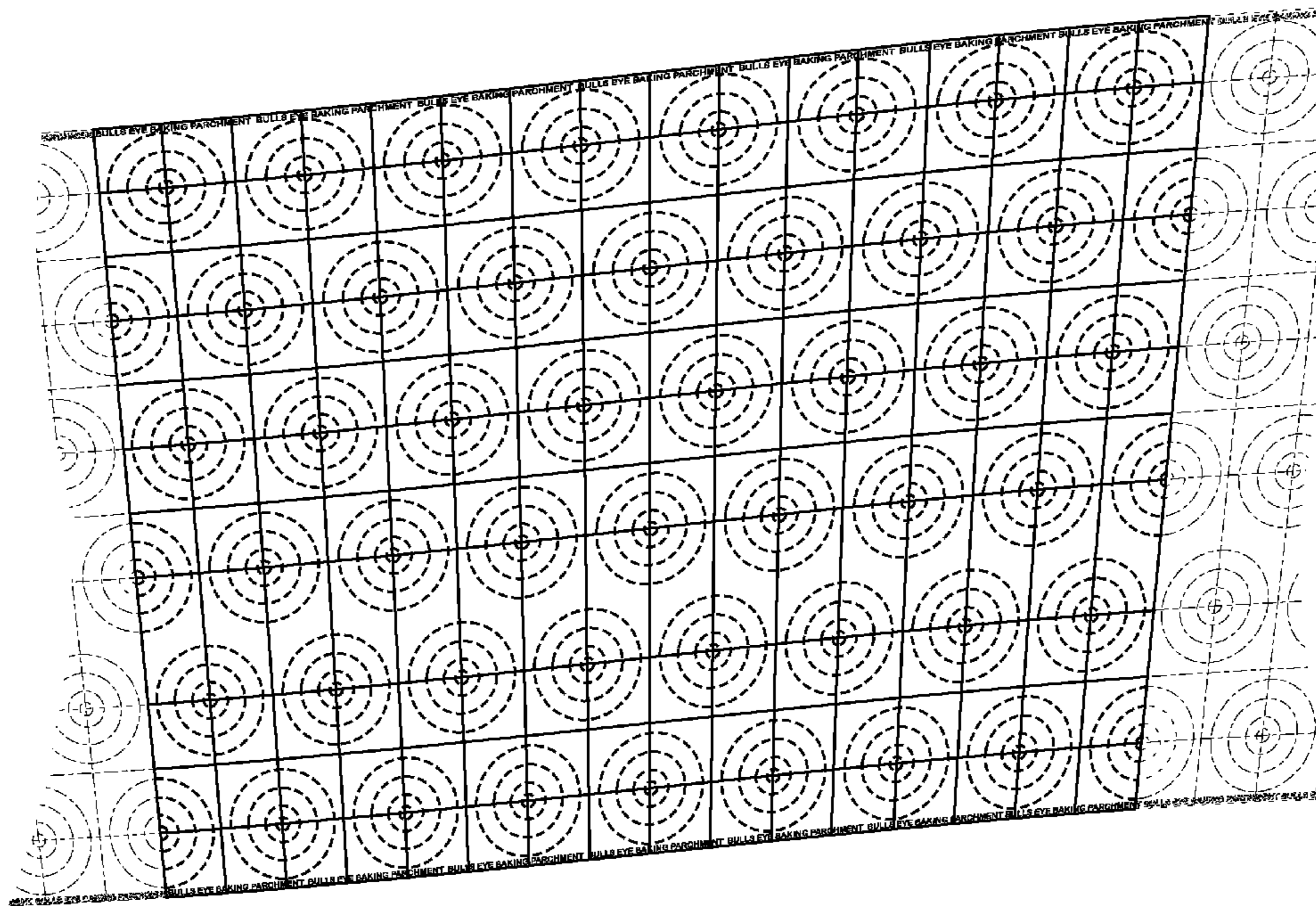
DESCRIPTION

FIG. 1 is a perspective view of a baking parchment with gridlines, showing my new design; and,

FIG. 2 is a top plan view thereof.

The additional sheets of the baking parchment illustrated in FIG. 1 are included for the purpose of illustrating the invention in use on a perforated roll of such parchment, and form no part of the claimed design. The target indicia illustrated on the baking parchment illustrated in FIGS. 1 and 2 are included for the purpose of illustrating one such possible indicia, and form no part of the claimed design.

1 Claim, 2 Drawing Sheets



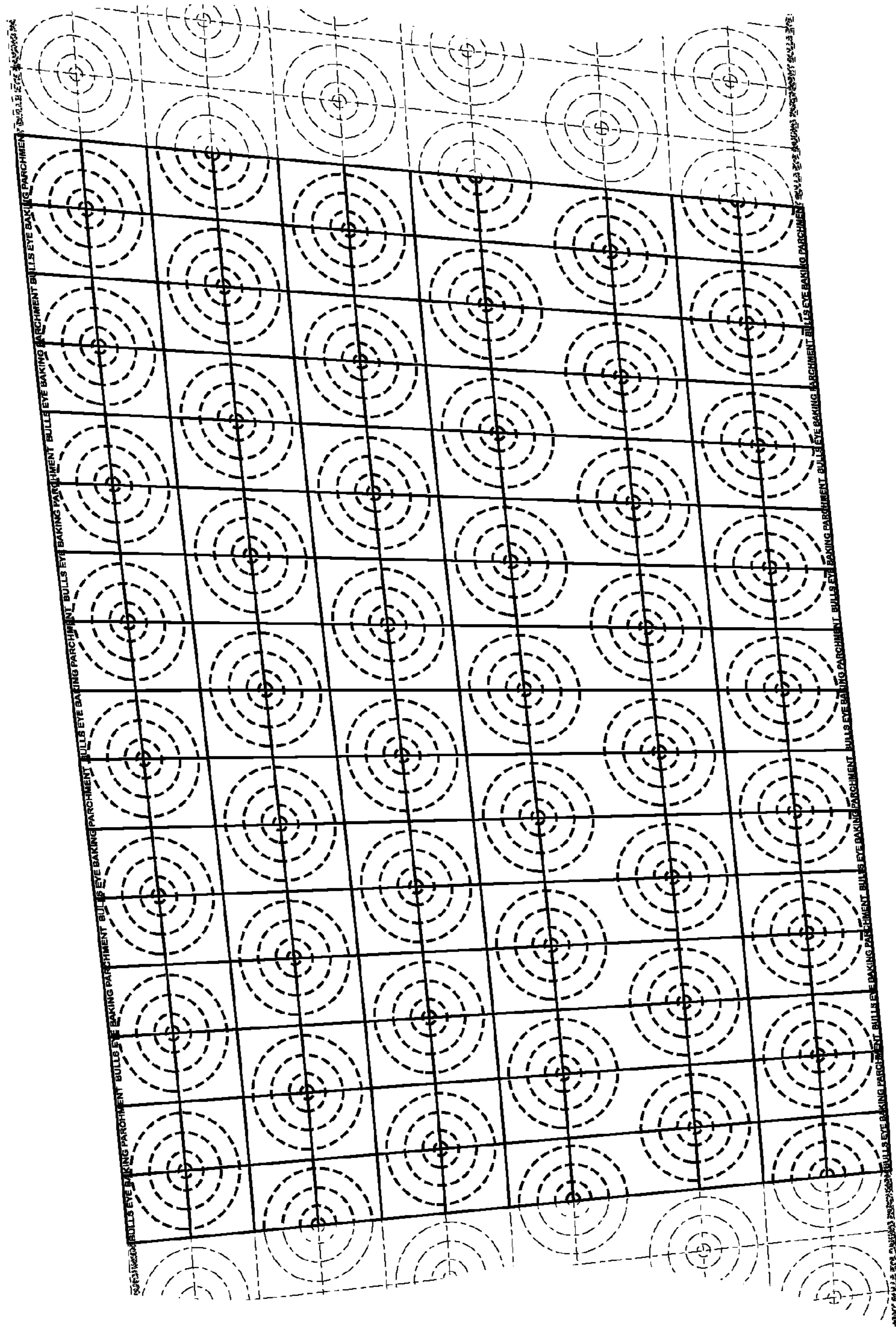


FIG. 1




FIG. 2