



US00D625129S

(12) **United States Design Patent**
Zack et al.

(10) **Patent No.:** **US D625,129 S**
(45) **Date of Patent:** **** Oct. 12, 2010**

(54) **DEVICE FOR HOLDING BATH TOYS**

D471,391 S * 3/2003 Murphy D6/524

(75) Inventors: **Elizabeth Zack**, Brooklyn, NY (US);
Rany Joo, Edgewater, NJ (US); **Janet Villano**, Brooklyn, NY (US); **Ellen Diamant**, New York, NY (US)

* cited by examiner

Primary Examiner—Brian N Vinson
(74) *Attorney, Agent, or Firm*—Stites & Harbison PLLC;
Stephen J. Weyer; Terry L. Wright

(73) Assignee: **Skip Hop, Inc.**, New York, NY (US)

(57) **CLAIM**

(**) Term: **14 Years**

The ornamental design for a device for holding bath toys, as shown and described.

(21) Appl. No.: **29/345,417**

(22) Filed: **Oct. 15, 2009**

DESCRIPTION

(51) **LOC (9) Cl.** **06-06**

FIG. 1 is a perspective view taken from the top, front, and left side of a device for holding bath toys in accordance with the present invention;

(52) **U.S. Cl.** **D6/524; D6/553**

FIG. 2 is a front elevational view of the device for holding bath toys of FIG. 1;

(58) **Field of Classification Search** D6/512–514,
D6/524–525, 552–553, 567–570, 315, 317–320,
D6/323, 326; D3/201, 203.1, 205, 903; 206/730,
206/214, 575, 579, 581, 38, 6.1, 278–279,
206/288–289; 211/13.1, 10, 85.2, 85.3, 85.7,
211/35, 41.12, 70.6, 86.01, 87.01; 248/300,
248/304, 309.1, 317

FIG. 3 is a bottom view of the device for holding bath toys of FIG. 1;

See application file for complete search history.

FIG. 4 is a top view showing the device for holding bath toys of FIG. 1 in an open condition;

(56) **References Cited**

FIG. 5 is a left elevational view of the device for holding bath toys of FIG. 1 in an open condition, the right side being nearly a mirror image thereof; and,

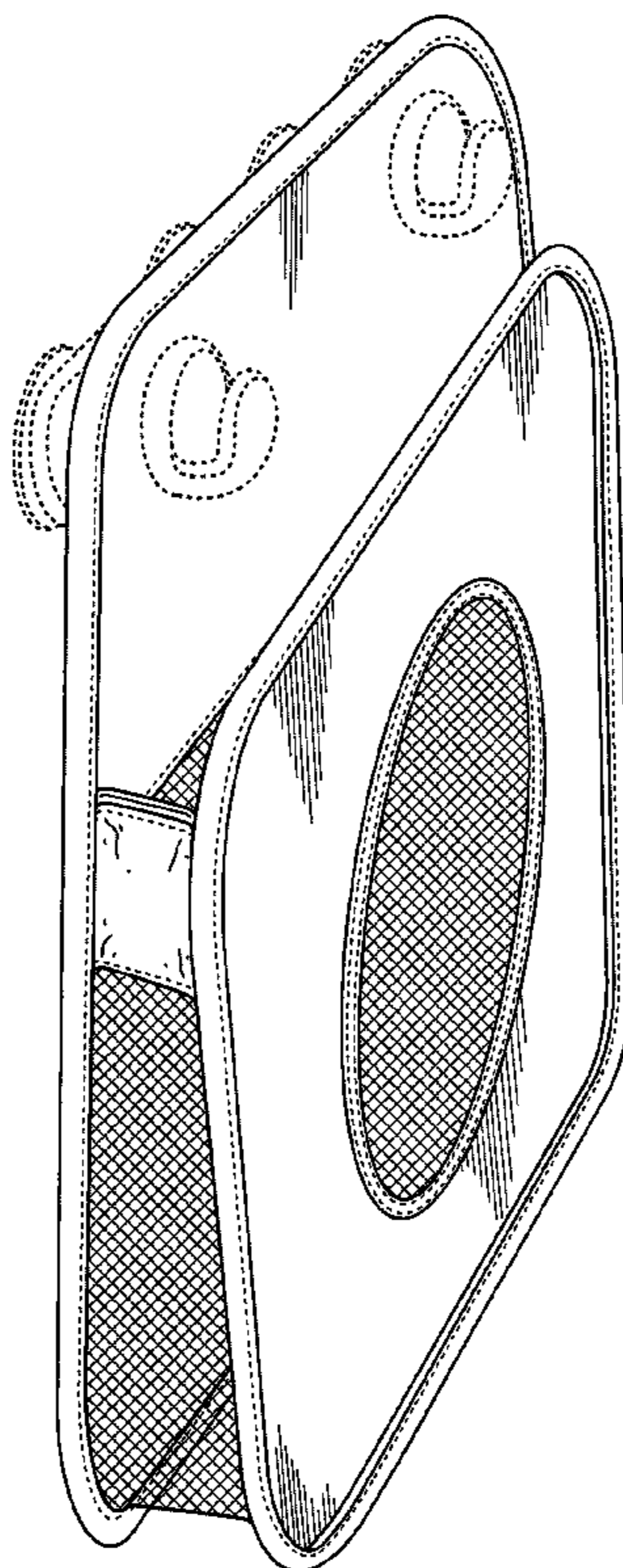
U.S. PATENT DOCUMENTS

FIG. 6 is a rear elevational view of the device for holding bath toys of FIG. 1.

4,436,217	A	*	3/1984	Ritter	D6/553
5,031,808	A	*	7/1991	Dolenc	224/572
D339,013	S	*	9/1993	Wright	D6/513
D358,731	S	*	5/1995	McAlear	D6/513
D456,217	S	*	4/2002	Hawkins et al.	D6/567

The portions drawn in broken lines form no part of the design.

1 Claim, 5 Drawing Sheets



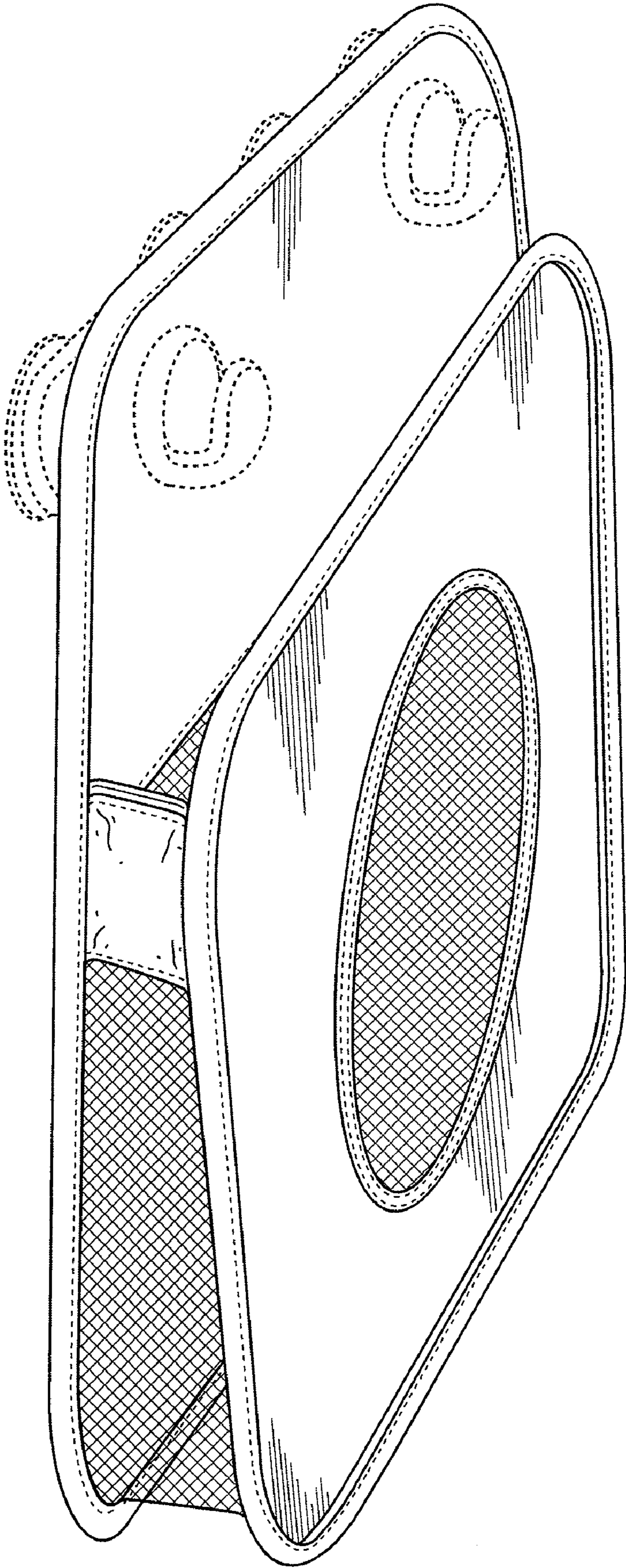


FIG. 1

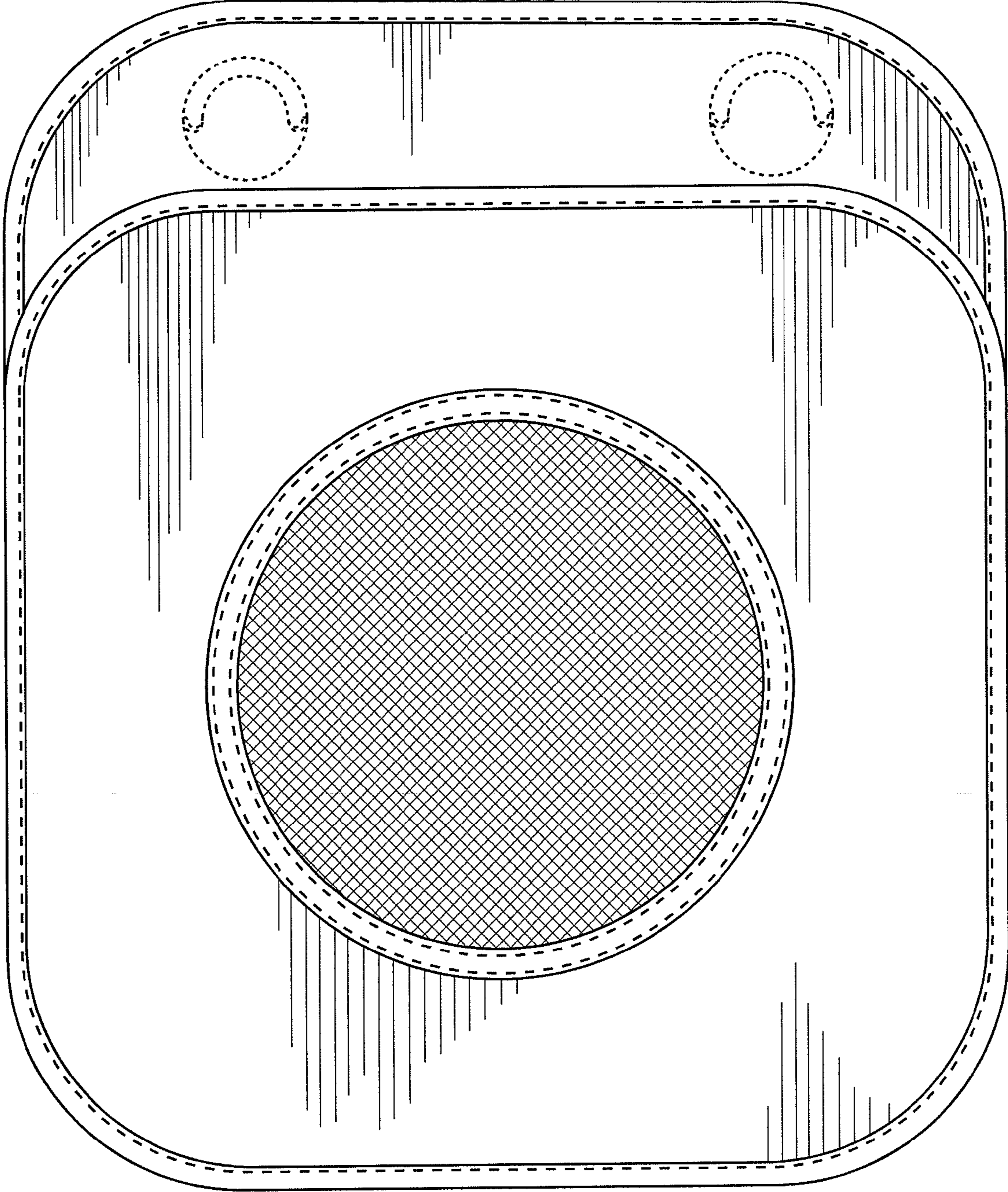


FIG. 2

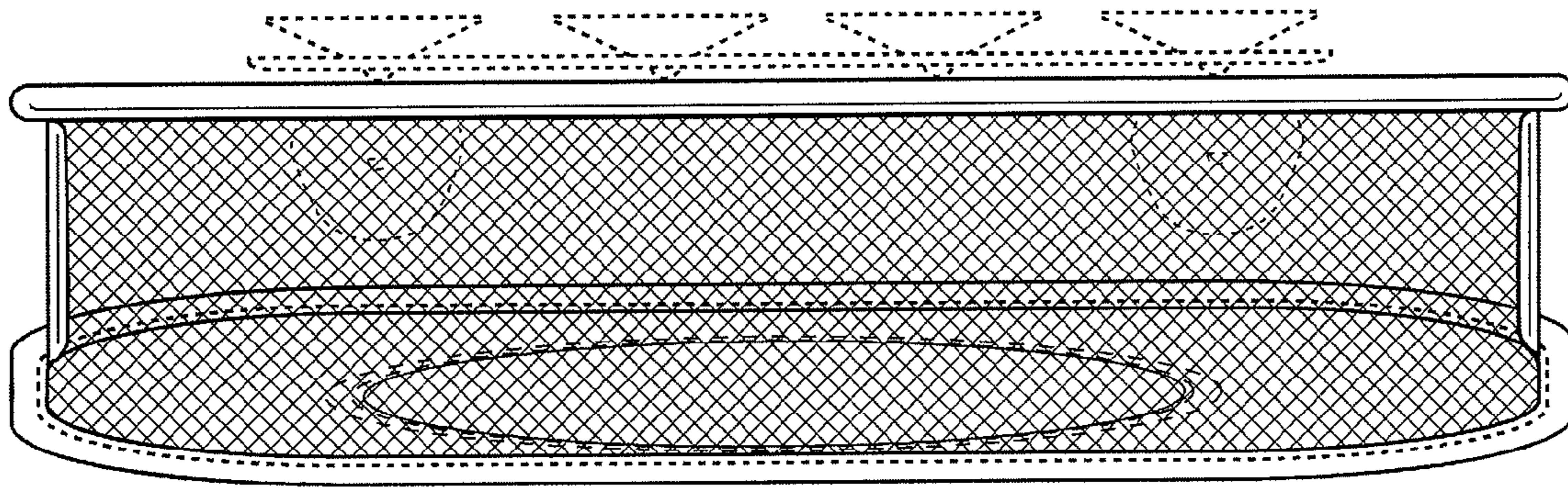


FIG. 3

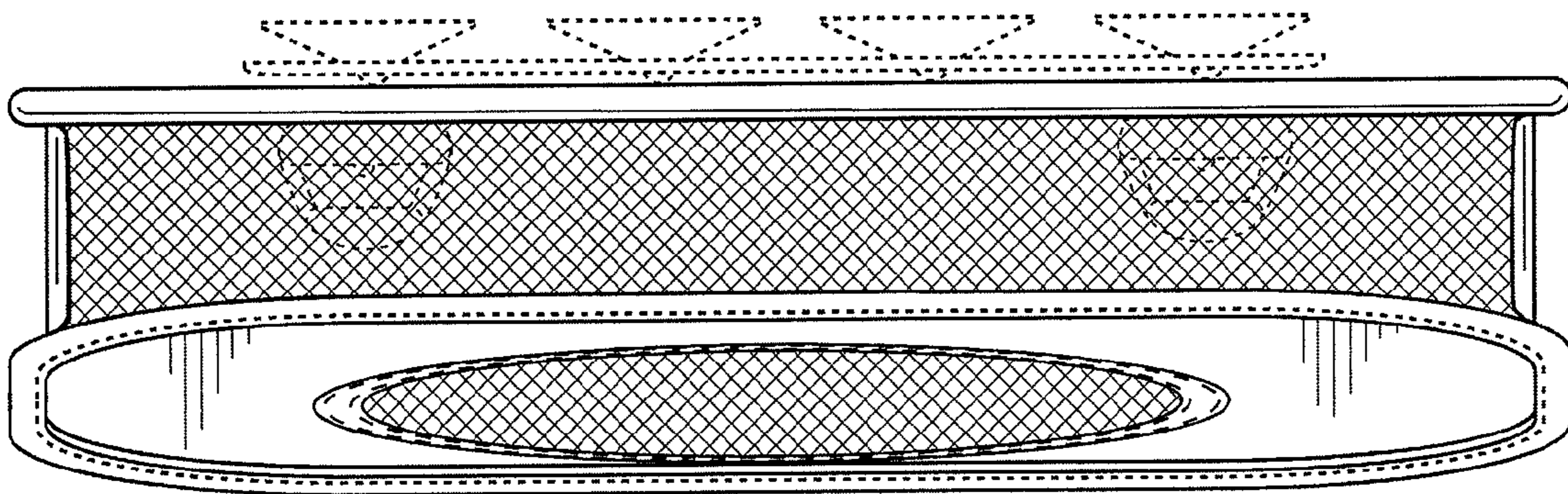


FIG. 4

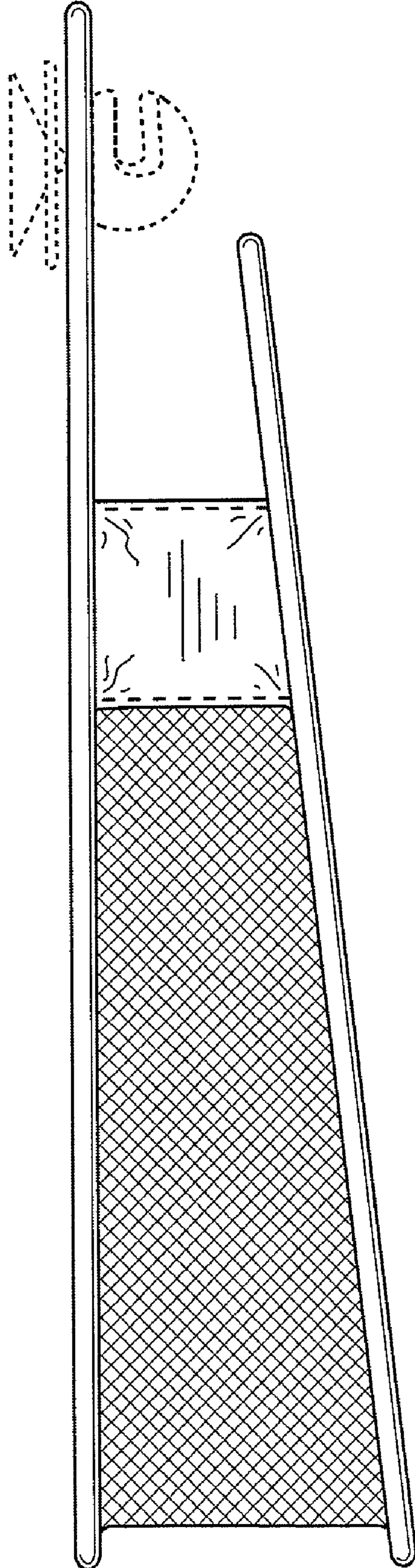


FIG. 5

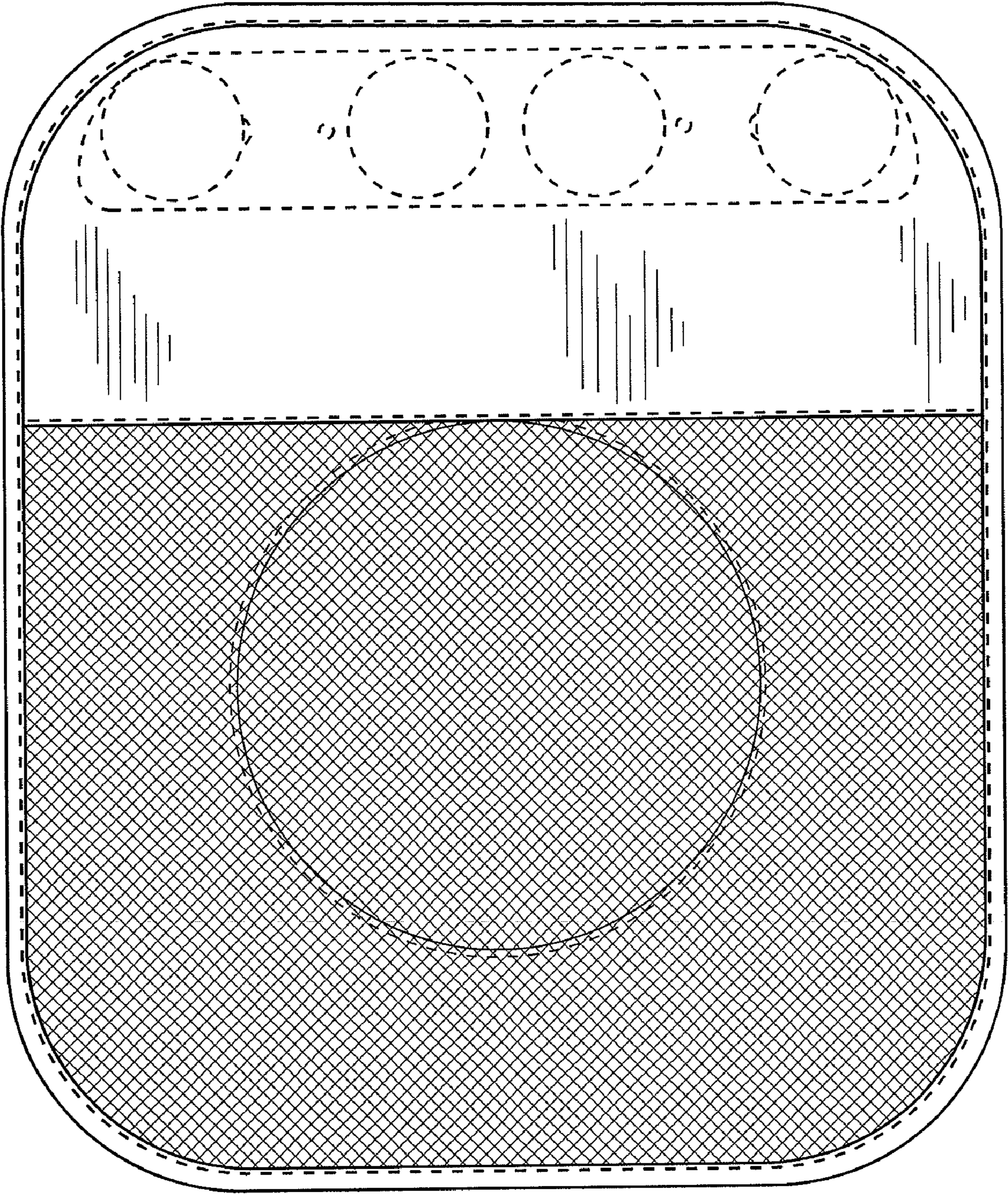


FIG. 6