



US00D625123S

(12) **United States Design Patent**
Zambelli

(10) **Patent No.:** **US D625,123 S**
(45) **Date of Patent:** **** Oct. 12, 2010**

(54) **AUDIO VIDEO SHELVING UNIT**

(75) Inventor: **Michael P. Zambelli**, Basking Ridge, NJ
(US)

(73) Assignee: **Bell'O International Corp.**,
Morganville, NJ (US)

(**) Term: **14 Years**

(21) Appl. No.: **29/351,897**

(22) Filed: **Dec. 14, 2009**

Related U.S. Application Data

(63) Continuation-in-part of application No. 29/310,593,
filed on Aug. 28, 2008, now Pat. No. Des. 605,874.

(51) **LOC (9) Cl.** **06-04**

(52) **U.S. Cl.** **D6/446**

(58) **Field of Classification Search** D6/446,
D6/470, 436, 437, 444, 477, 478, 432, 441,
D6/445, 447, 448; 312/114, 204, 224, 278,
312/279, 7.2

See application file for complete search history.

(56) **References Cited**

U.S. PATENT DOCUMENTS

| | | |
|------------|---------|-------------------|
| D454,731 S | 3/2002 | Niitsu et al. |
| D458,053 S | 6/2002 | Luong |
| D472,073 S | 3/2003 | de Carolis |
| D472,074 S | 3/2003 | de Carolis |
| D472,075 S | 3/2003 | de Carolis |
| D489,548 S | 5/2004 | Malizia et al. |
| D491,748 S | 6/2004 | deCarolis |
| D491,749 S | 6/2004 | Malizia et al. |
| D491,750 S | 6/2004 | Bertoncini et al. |
| D491,753 S | 6/2004 | deCarolis |
| D492,860 S | 7/2004 | Bertoncini et al. |
| D493,982 S | 8/2004 | deCarolis |
| D496,807 S | 10/2004 | deCarolis |
| D497,060 S | 10/2004 | Chang et al. |
| D497,061 S | 10/2004 | Decarolis |
| D505,573 S | 5/2005 | Malizia |
| D506,329 S | 6/2005 | Sexton |

| | | |
|------------|--------|----------------|
| D507,433 S | 7/2005 | Portnoy |
| D507,900 S | 8/2005 | Sexton |
| D508,172 S | 8/2005 | Malizia et al. |
| D515,337 S | 2/2006 | deCarolis |
| D516,838 S | 3/2006 | Portnoy |

(Continued)

OTHER PUBLICATIONS

Bell'O's 2005-2006 Product Catalog.

Primary Examiner—Caron Veynar

Assistant Examiner—Abraham Bahta

(74) *Attorney, Agent, or Firm*—Lerner, David, Littenberg,
Krumholz & Mentlik, LLP

(57) **CLAIM**

The ornamental design for audio video shelving unit, as
shown and described.

DESCRIPTION

FIG. 1 is a front perspective view of a first embodiment of the
audio video shelving unit;

FIG. 2 is a front elevational view thereof;

FIG. 3 is a rear elevational view thereof;

FIG. 4 is a top plan view thereof;

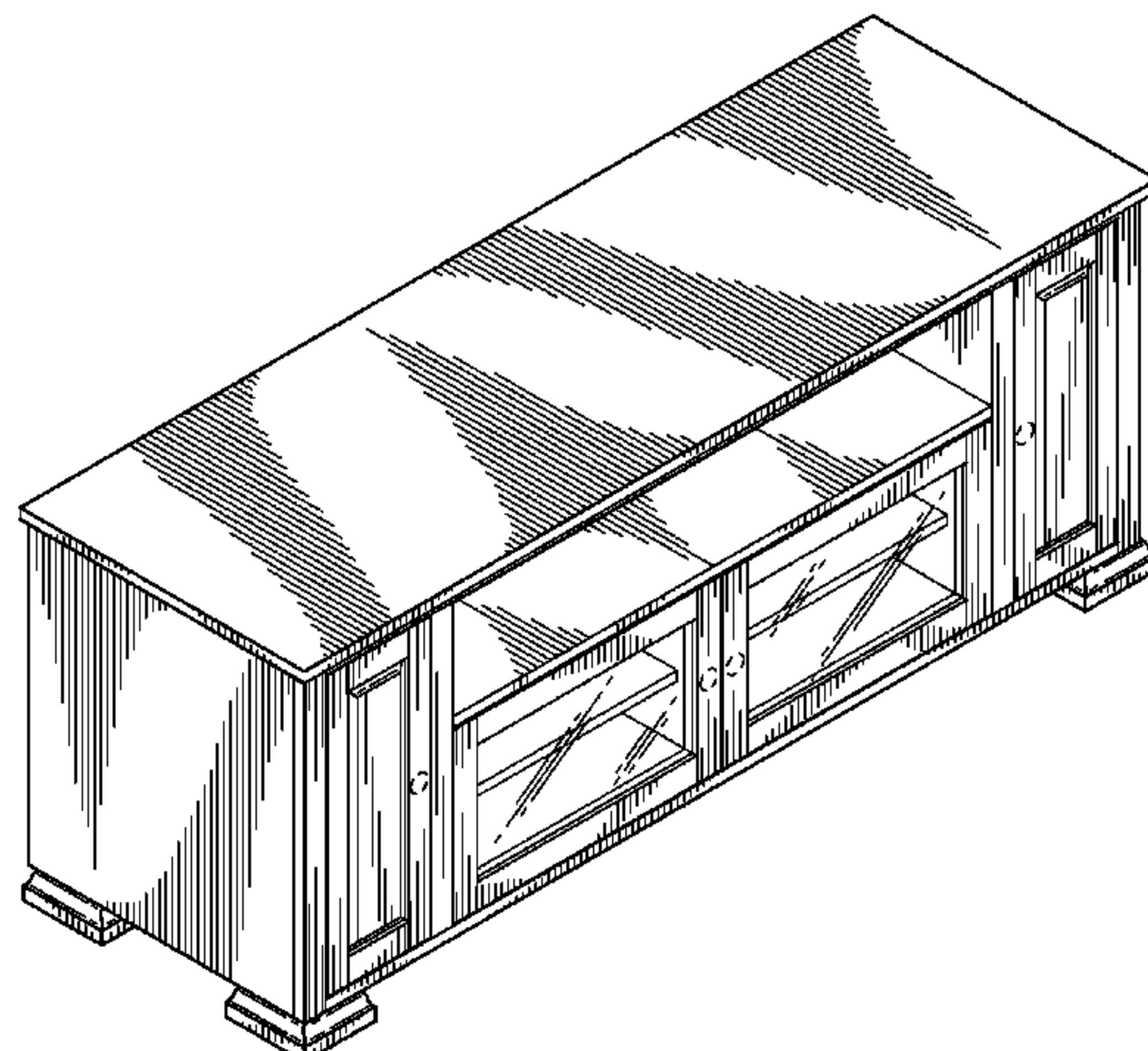
FIG. 5 is a right side view thereof (the left side being a mirror
image of the right side view); and,

FIG. 6 is a front perspective view of a second embodiment of
the audio video shelving unit (all other views of the second
embodiment having the same appearance as FIGS. 1-5).

The only difference between the second embodiment and the
first is that the second has opaque center door panels.

The broken lines shown on the drawings are included for the
purpose of illustration and form no part of the claimed design.

1 Claim, 6 Drawing Sheets



US D625,123 S

Page 2

U.S. PATENT DOCUMENTS

| | | | | | | |
|------------|---------|------------------|--------------|---------|-----------|--------------|
| D516,840 S | 3/2006 | deCarolis | D559,583 S | 1/2008 | Zambelli | |
| D516,847 S | 3/2006 | Stenhouse et al. | D559,584 S | 1/2008 | Zambelli | |
| D519,757 S | 5/2006 | Portnoy | D560,077 S | 1/2008 | Zambelli | |
| D524,080 S | 7/2006 | Stenhouse et al. | D562,593 S | 2/2008 | Zambelli | |
| D525,052 S | 7/2006 | Malizia et al. | D564,260 S | 3/2008 | deCarolis | |
| D525,054 S | 7/2006 | Stenhouse et al. | D564,261 S | 3/2008 | Sculler | |
| D527,208 S | 8/2006 | Malizia et al. | D564,789 S | 3/2008 | deCarolis | |
| D535,497 S | 1/2007 | Portnoy | D564,796 S | 3/2008 | Zambelli | |
| D537,656 S | 3/2007 | Stenhouse et al. | D587,497 S * | 3/2009 | Zambelli | D6/477 |
| D549,991 S | 9/2007 | Stravitz | D589,280 S * | 3/2009 | Zambelli | D6/477 |
| D554,393 S | 11/2007 | Yalif | D594,248 S * | 6/2009 | Zambelli | D6/436 |
| D555,397 S | 11/2007 | Yalif | D605,874 S * | 12/2009 | Zambelli | D6/446 |

* cited by examiner

FIG. 1

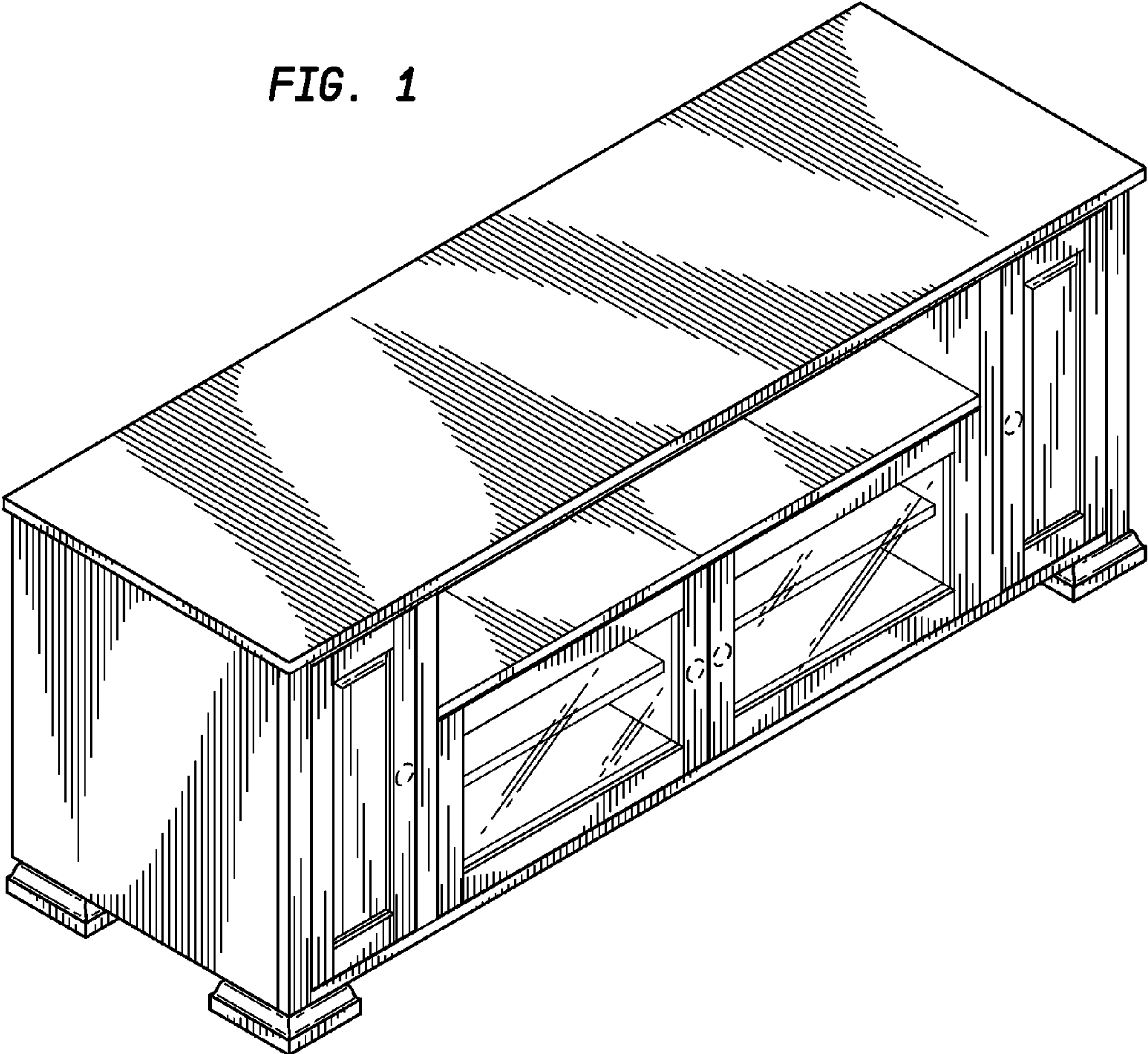


FIG. 2

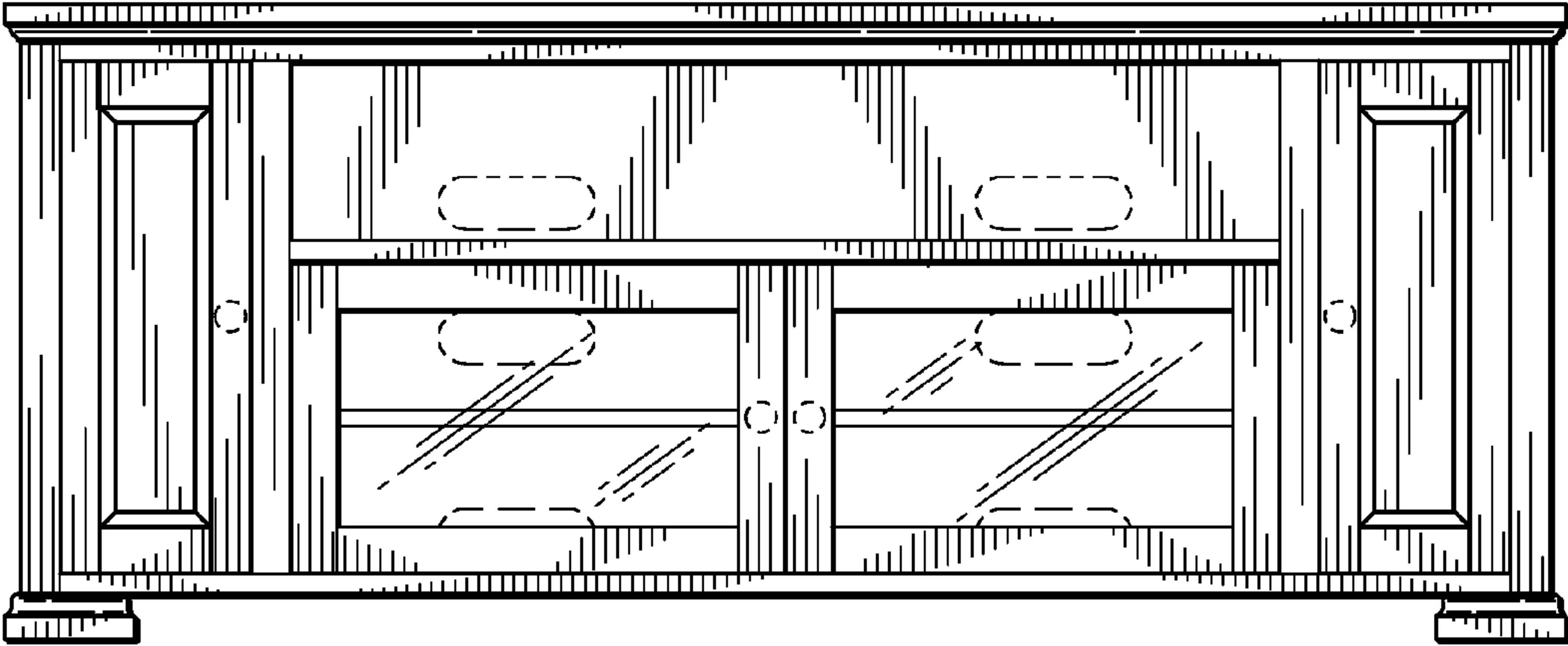


FIG. 3

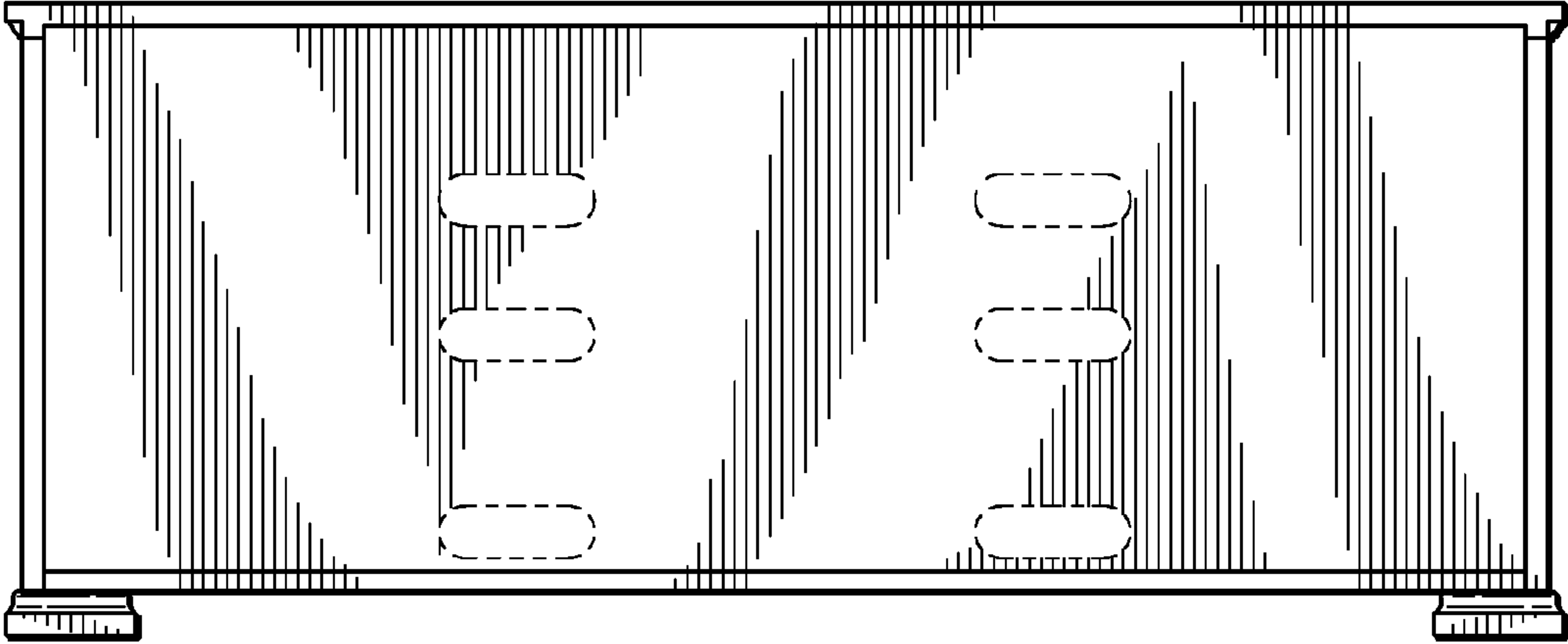


FIG. 4

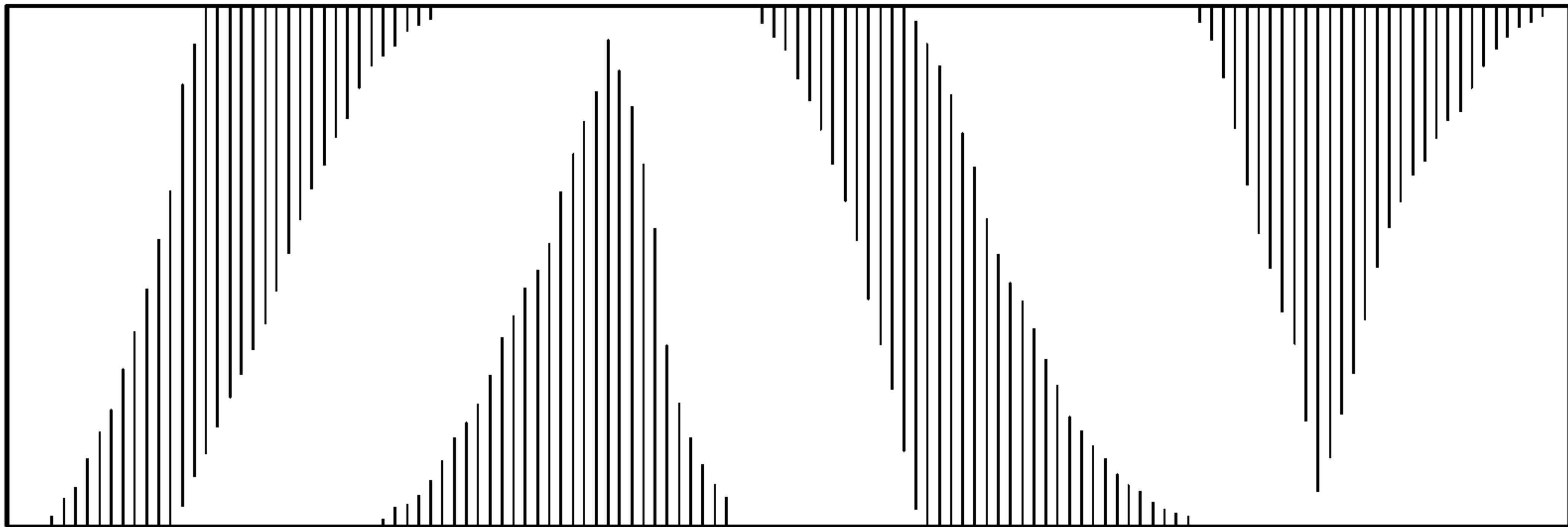


FIG. 5

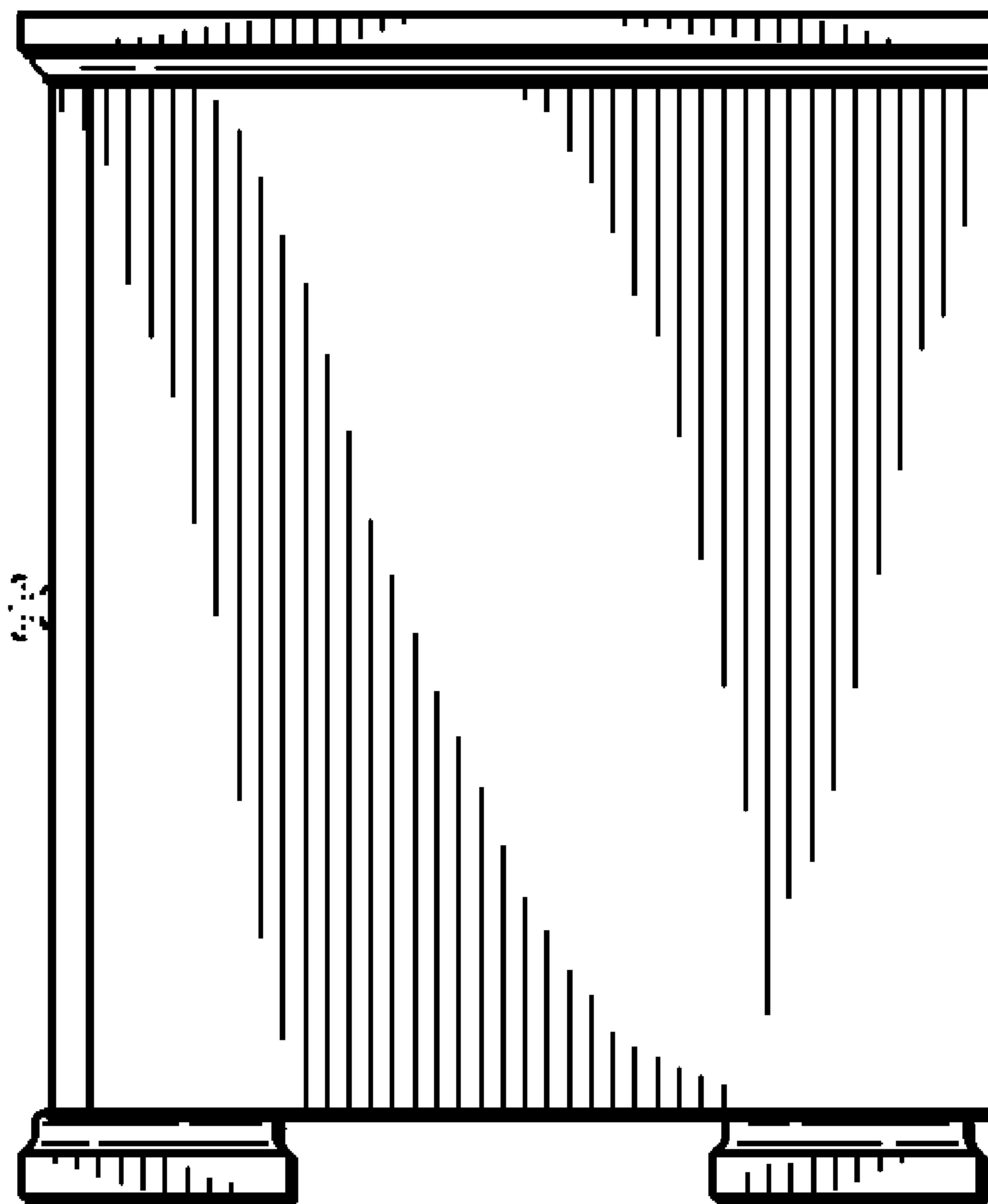


FIG. 6

