



US00D625120S

(12) **United States Design Patent**
Wisniewski

(10) **Patent No.:** **US D625,120 S**
(45) **Date of Patent:** **** Oct. 12, 2010**

(54) **RETRACTABLE COAT RACK**

(75) Inventor: **Alan Wisniewski**, Toronto (CA)

(73) Assignee: **Umbra LLC**, Buffalo, NY (US)

(**) Term: **14 Years**

(21) Appl. No.: **29/352,534**

(22) Filed: **Dec. 22, 2009**

(51) **LOC (9) Cl.** **06-04**

(52) **U.S. Cl.** **D6/411**

(58) **Field of Classification Search** D6/455,
D6/411, 458, 457, 412, 396, 397, 462, 463,
D6/496; 211/205, 34, 13.1, 85.3; D7/707;
D24/128; 248/176.1; D3/25; D8/402
See application file for complete search history.

(56) **References Cited**

U.S. PATENT DOCUMENTS

D202,677 S *	10/1965	Haglo	D6/458
D239,070 S *	3/1976	Irma	D3/25
D263,653 S *	4/1982	Viets	D6/397
D282,793 S *	3/1986	Zombeck	D6/411
D326,964 S *	6/1992	Kakuk et al.	D6/412
5,127,528 A *	7/1992	Cone	211/34
D332,311 S *	1/1993	Redding	D24/128
D353,536 S *	12/1994	Tucker	D8/402
D383,334 S *	9/1997	Barden	D6/463

D428,278 S *	7/2000	Yang	D6/412
D429,920 S *	8/2000	Malapane	D6/457
D430,430 S *	9/2000	Malapane	D6/457
D447,393 S *	9/2001	Bodum	D7/707
D465,946 S *	11/2002	Boyd, Jr.	D6/458
D545,080 S *	6/2007	Massaud	D6/411
D566,990 S *	4/2008	Cook	D6/462
D610,370 S *	2/2010	Quan	D6/455
2010/0001149 A1 *	1/2010	Song et al.	248/176.1

* cited by examiner

Primary Examiner—Philip S Hyder

Assistant Examiner—Sydney R Buffalow

(74) *Attorney, Agent, or Firm*—Simpson & Simpson, PLLC

(57) **CLAIM**

The ornamental design for a retractable coat rack, as shown and described.

DESCRIPTION

FIG. 1 is a perspective view of the present invention;

FIG. 2 is a front elevational view of the invention;

FIG. 3 is a rear elevational view of the invention;

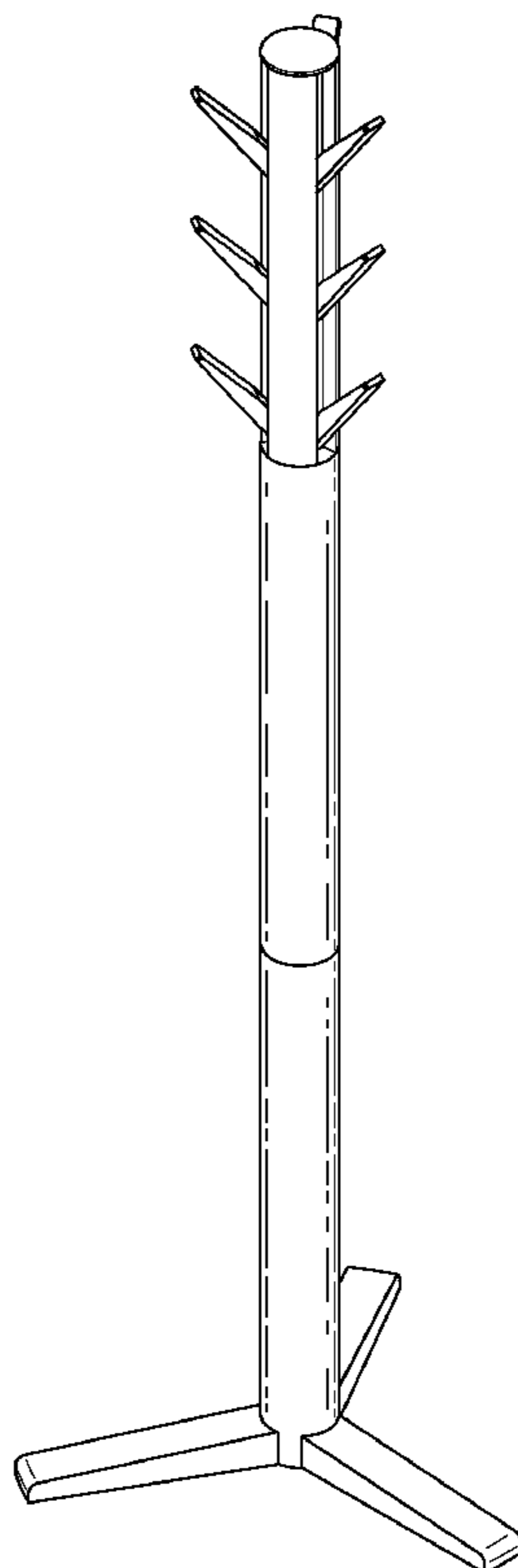
FIG. 4 is a right side elevational view of the invention;

FIG. 5 is a left side elevational view of the invention;

FIG. 6 is a top plan view of the invention; and,

FIG. 7 is a bottom plan view of the invention.

1 Claim, 6 Drawing Sheets



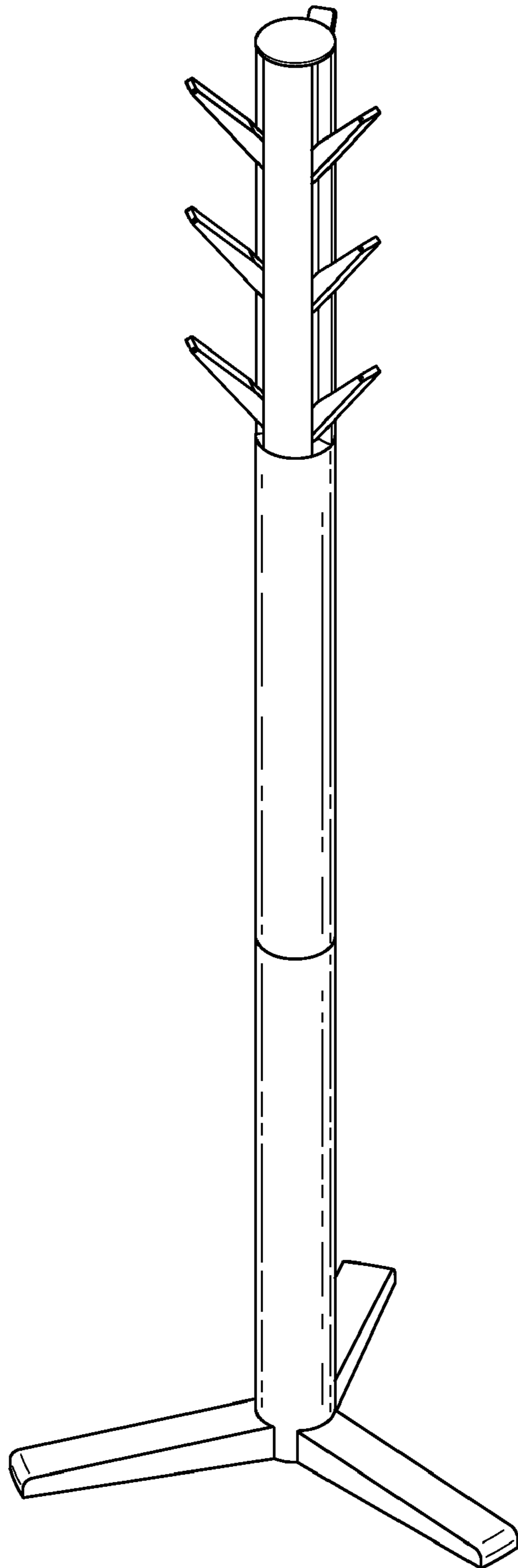
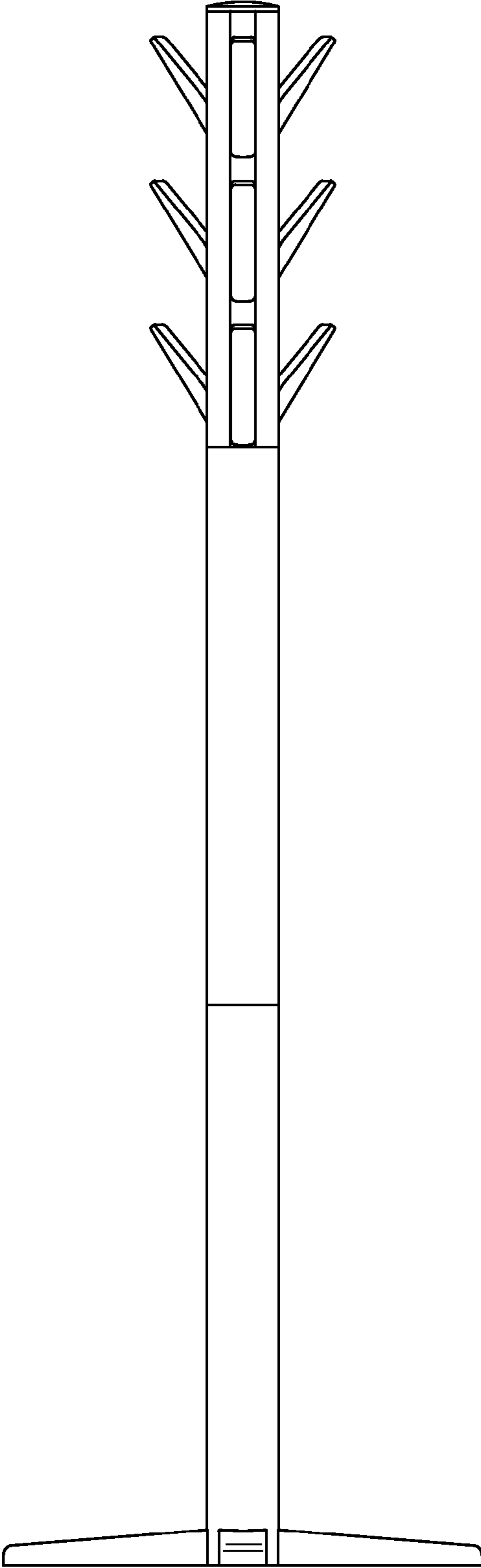


Fig. 1

Fig. 2



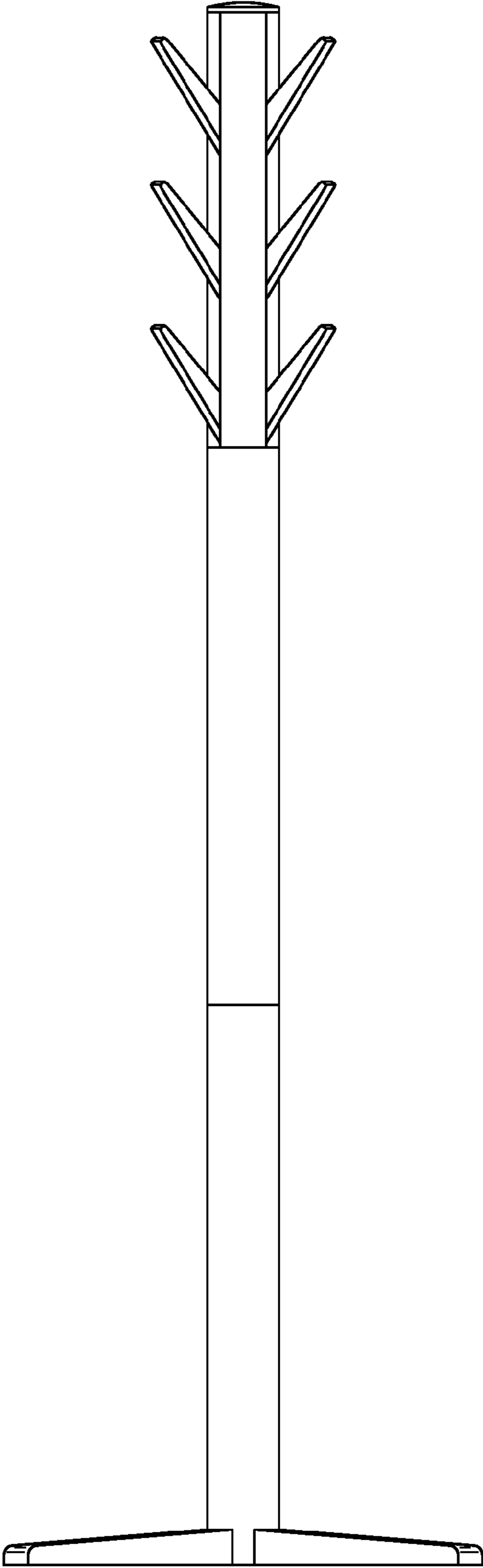


Fig. 3

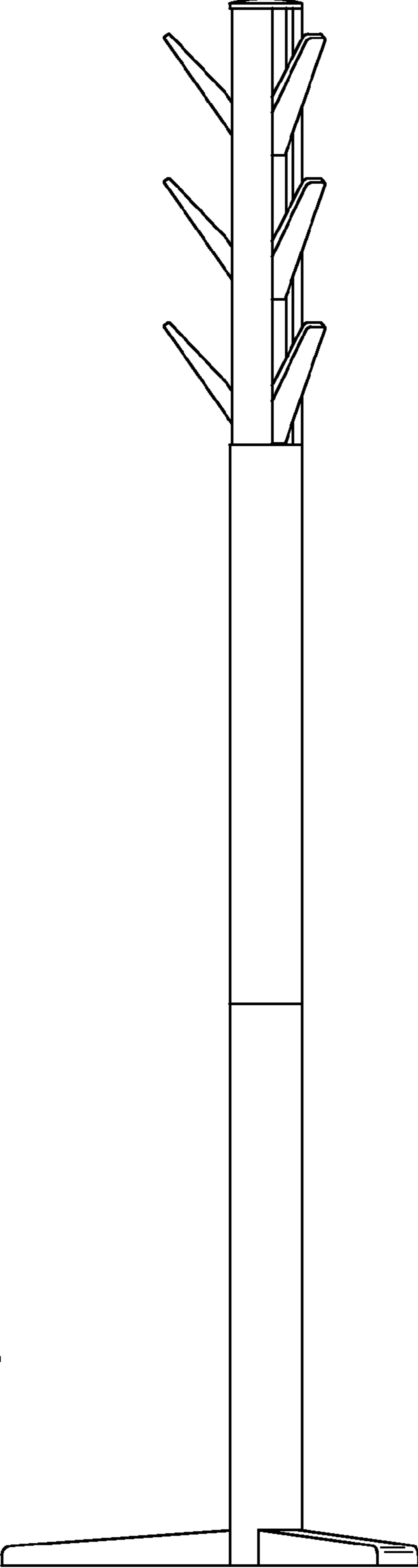


Fig. 4




Fig. 5

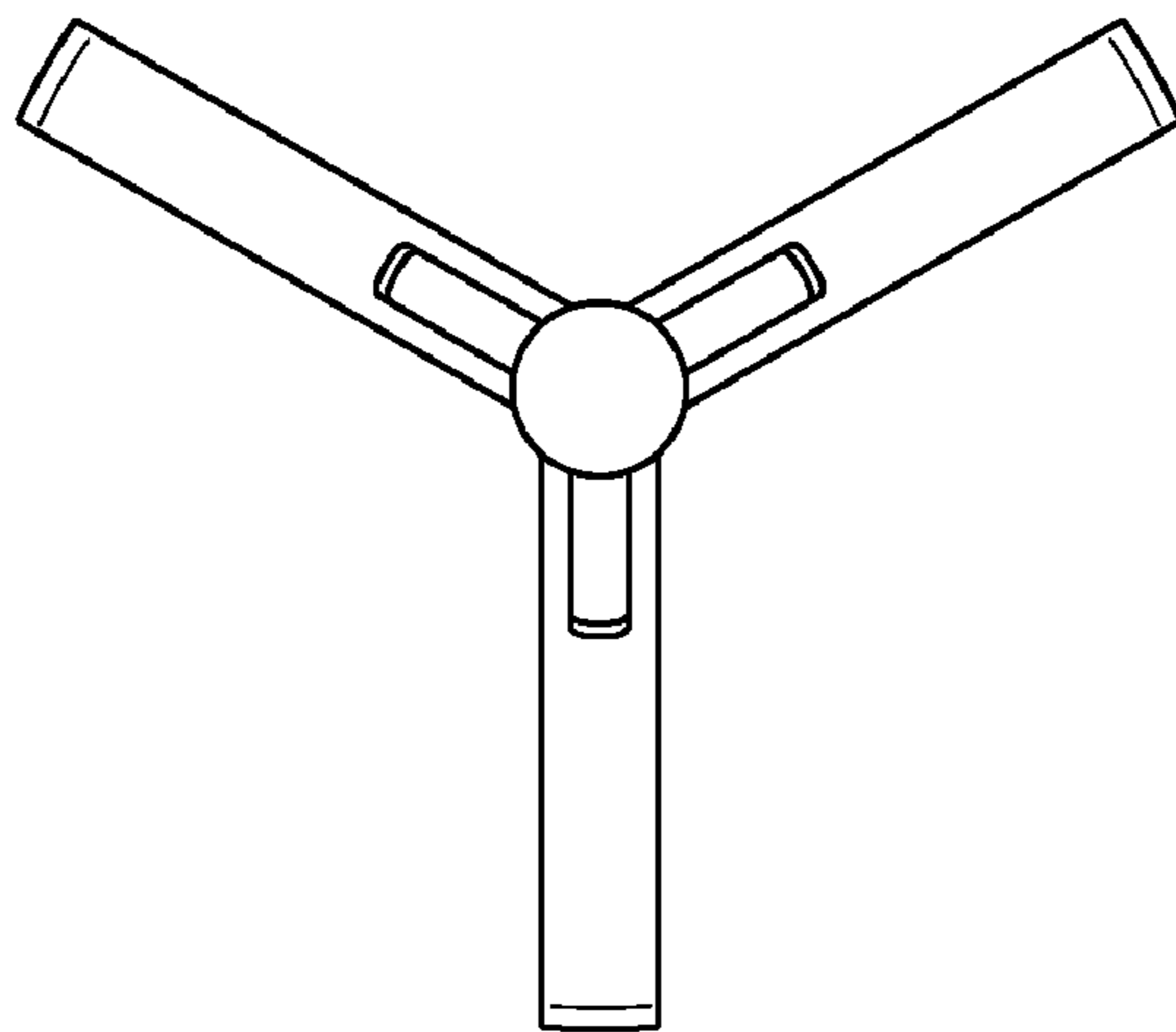


Fig. 6

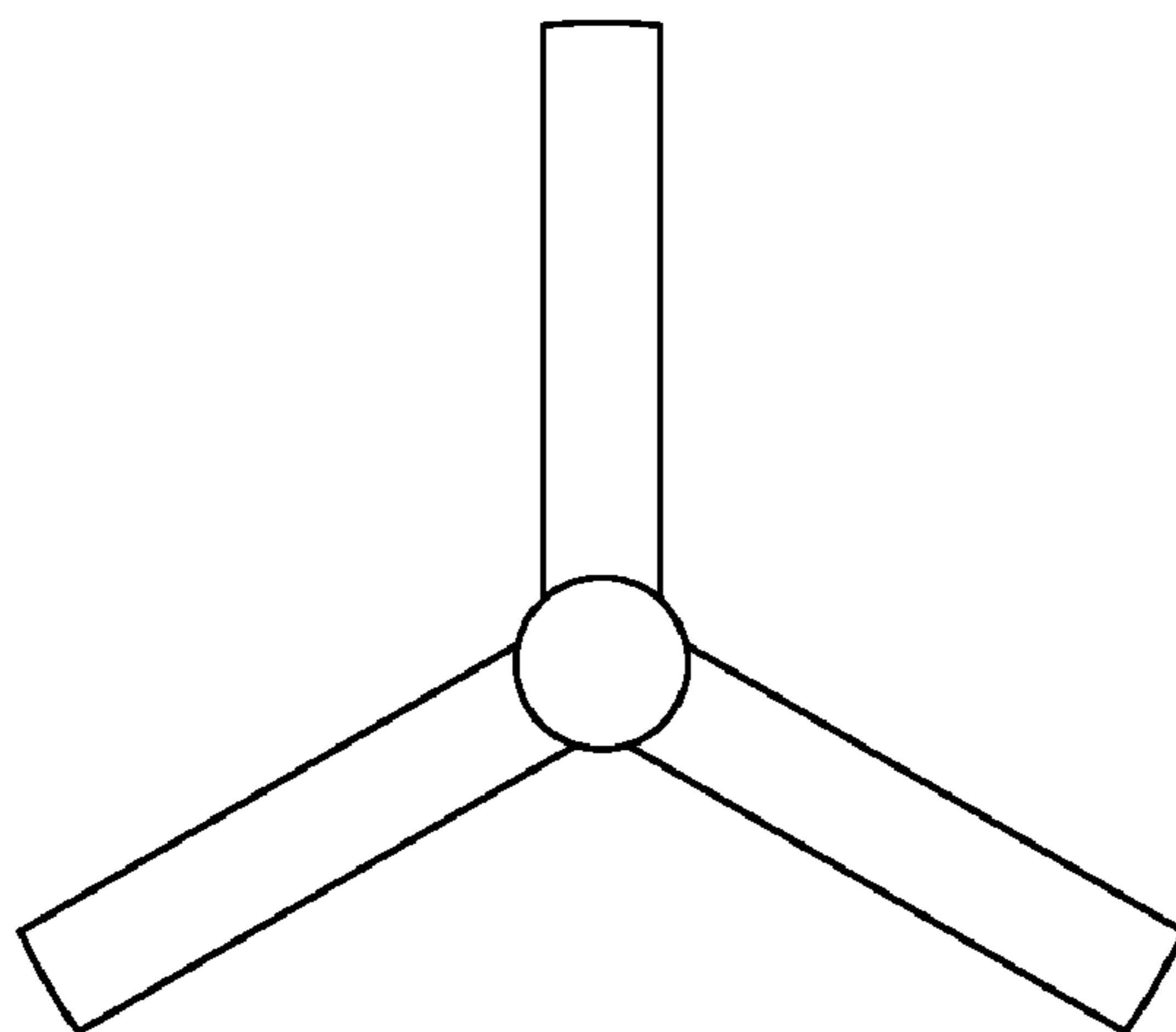


Fig. 7