



US00D625110S

(12) **United States Design Patent**
Koenig

(10) **Patent No.:** **US D625,110 S**
(45) **Date of Patent:** **** Oct. 12, 2010**

(54) **SHEET WITH PATTERN**

(75) Inventor: **John William Koenig**, Cincinnati, OH
(US)

(73) Assignee: **The Procter & Gamble Company**,
Cincinnati, OH (US)

(**) Term: **14 Years**

(21) Appl. No.: **29/358,409**

(22) Filed: **Mar. 26, 2010**

D430,406 S	9/2000	Ingalls
D438,017 S	2/2001	Reid
D453,880 S	2/2002	Cheyne
D459,093 S	6/2002	Forin
D463,137 S	9/2002	Monroe et al.
D463,138 S	9/2002	Cohen et al.
D501,609 S	2/2005	Wong et al.
D508,332 S	8/2005	Julton
D518,298 S	4/2006	Hynnek et al.

Related U.S. Application Data

(62) Division of application No. 29/308,093, filed on May 28, 2008, now Pat. No. Des. 615,378.

(51) **LOC (9) Cl.** **05-02**

(52) **U.S. Cl.** **D5/53**

(58) **Field of Classification Search** D5/1,
D5/7, 8, 11, 13, 14, 15, 16, 25, 28, 30, 32,
D5/35, 39, 47, 50, 53, 58, 59, 60, 61, 62,
D5/63, 64, 65, 66, 99; D13/122, 133; 156/148,
156/209; D7/396.4, 396.5, 396; 5/413 AM,
5/709; D25/142, 152; 428/95, 187, 198,
428/199, 540; D15/5

See application file for complete search history.

(56) **References Cited**

U.S. PATENT DOCUMENTS

D349,159 S	7/1994	Huffman
D363,610 S	10/1995	Saffran et al.
D364,040 S	11/1995	Suskind
D377,270 S	1/1997	Neal
D382,162 S	8/1997	Ertolacci et al.
D392,466 S	3/1998	Kendall et al.
D405,271 S	2/1999	Unwin et al.
D407,225 S	3/1999	Dwiggins et al.
D423,232 S	4/2000	Reid
D426,709 S	6/2000	Latchoo
D428,931 S	8/2000	Zulch

(Continued)

Primary Examiner—Robert M Spear
Assistant Examiner—Barbara B Lohr
(74) *Attorney, Agent, or Firm*—Larry L. Huston; Leonard W. Lewis; Steven W. Miller

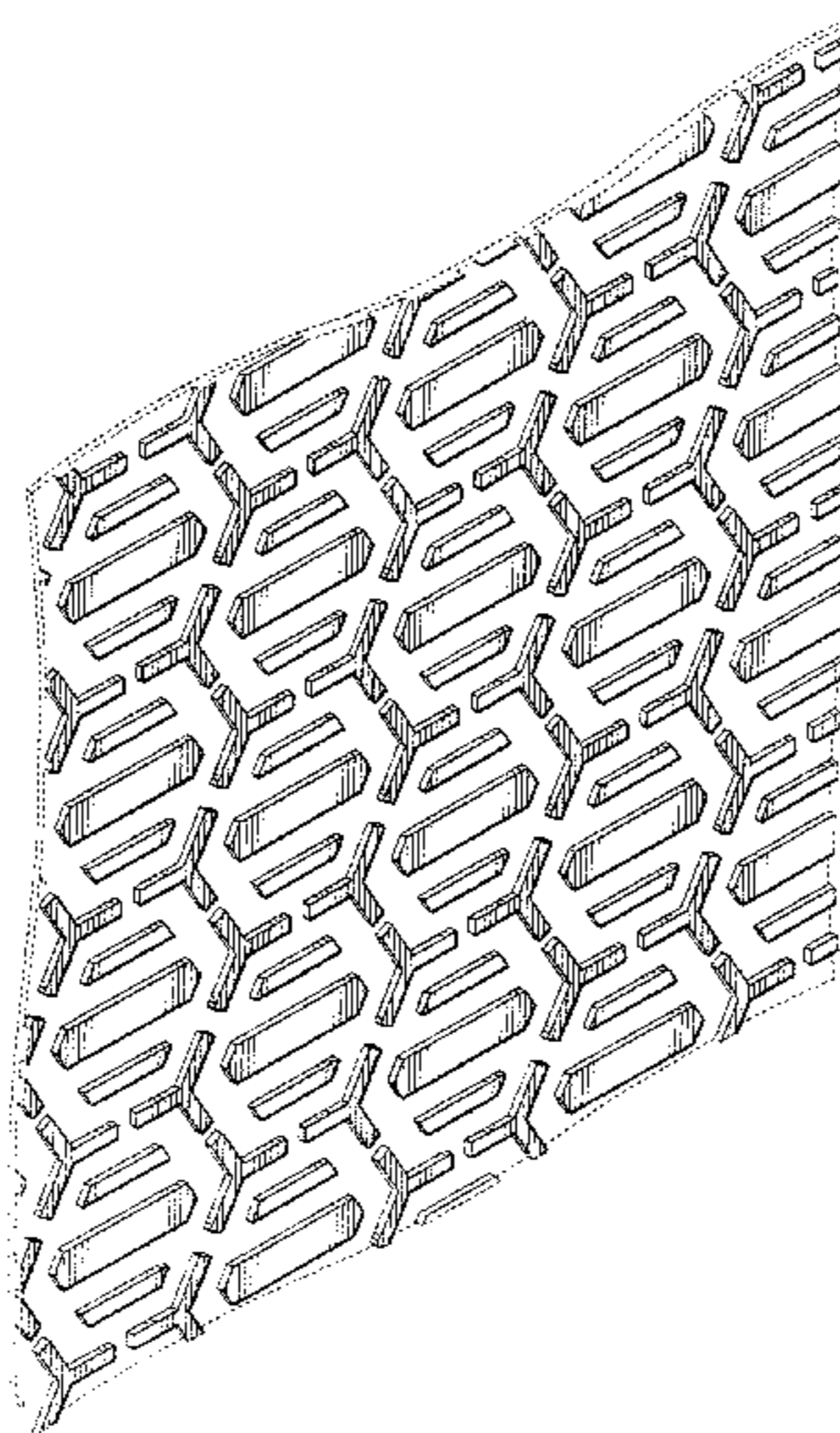
(57) **CLAIM**

The ornamental design for a sheet with pattern, as shown and described.

DESCRIPTION

FIG. 1 is a perspective view of a sheet with pattern.
FIG. 2 is a front view of the sheet with pattern of FIG. 1.
FIG. 3 is a perspective view of a second embodiment of a sheet with pattern; and,
FIG. 4 is a front view of the sheet with pattern of FIG. 3.
The side views and rear views of the substrate sheet form no part of the design hereof in any of the foregoing embodiments.
The broken lines in the drawings define the boundaries of the claimed design and form no part of the claim.

1 Claim, 4 Drawing Sheets



US D625,110 S

Page 2

U.S. PATENT DOCUMENTS

D532,613 S	11/2006	Wu		D598,380 S	8/2009	Kuriki	
D587,197 S *	2/2009	Yoshikawa et al.	D13/122	D599,824 S *	9/2009	Chang	D15/5
D590,158 S *	4/2009	Rushworth	D5/59	D600,454 S	9/2009	Della Valle	
D591,052 S	4/2009	Lin		D608,546 S *	1/2010	Dicker et al.	D5/59
D591,053 S *	4/2009	Lin	D5/58	D615,378 S *	5/2010	Koenig	D5/53

* cited by examiner

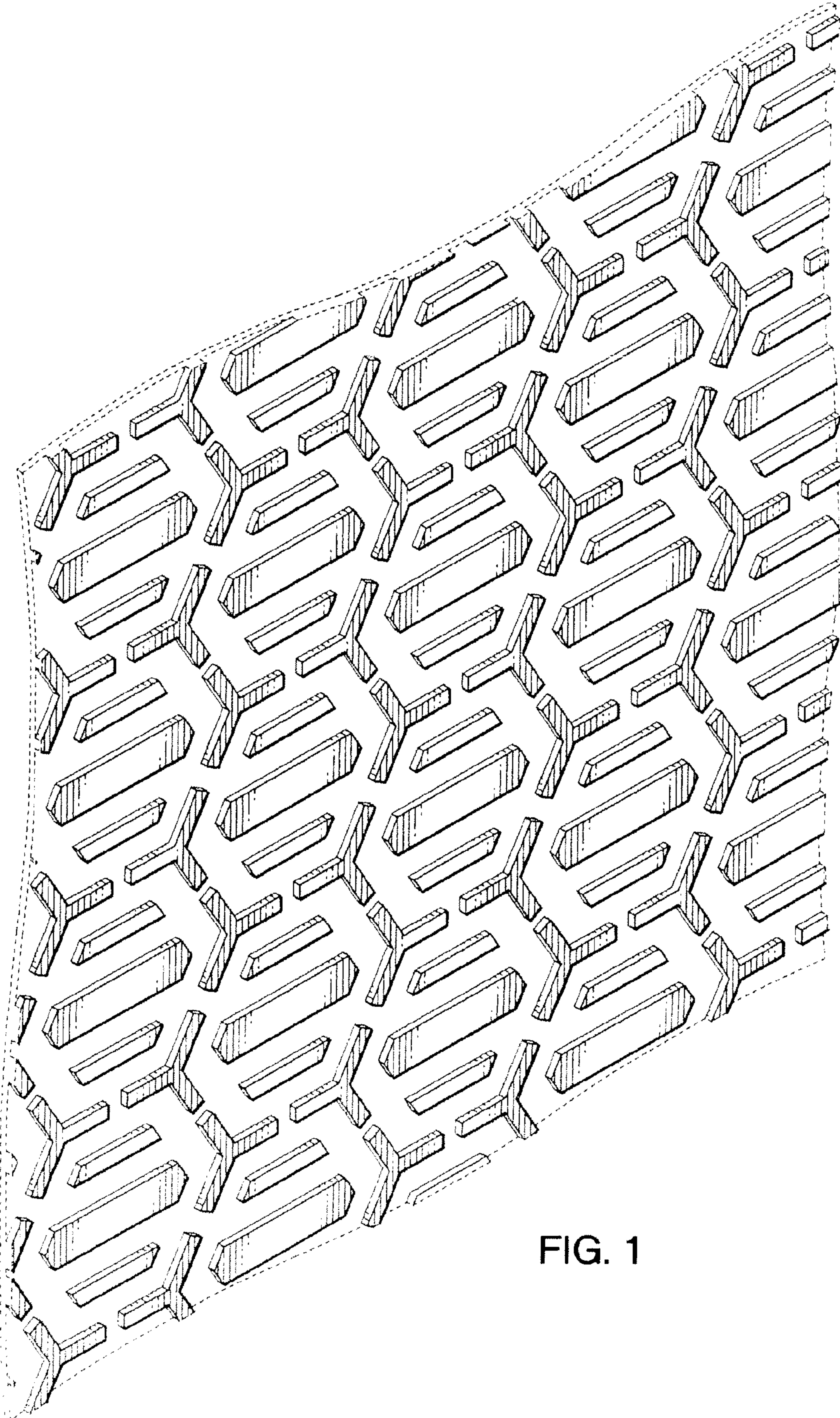


FIG. 1




FIG. 2




FIG. 3




FIG. 4