

US00D625107S

(12) **United States Design Patent**  
**Kieler et al.**

(10) **Patent No.:** **US D625,107 S**

(45) **Date of Patent:** **\*\* Oct. 12, 2010**

(54) **PAINT ROLLER**

KR 30-0270591-03 S \* 3/2005

(76) Inventors: **Gregory S. Kieler**, 2031 Larchmont Way, Clearwater, FL (US) 33764;  
**Thomas G. Typrowicz**, 802 Osceola Rd., Belleair, FL (US) 34616

(\*\*) Term: **14 Years**

(21) Appl. No.: **29/296,814**

(22) Filed: **Oct. 29, 2007**

(51) **LOC (9) Cl.** ..... **08-05**

(52) **U.S. Cl.** ..... **D4/122**

(58) **Field of Classification Search** ..... D4/105,  
D4/122, 128, 138; 15/104.002, 230.11, 230.12,  
15/114; 206/400; 492/13, 16, 17, 19, 29  
See application file for complete search history.

(56) **References Cited**

**U.S. PATENT DOCUMENTS**

176,197	A *	4/1876	Rogers	.....	15/114
2,680,873	A *	6/1954	Ernst	.....	492/13
3,342,325	A *	9/1967	Dreher	.....	206/400
3,825,970	A *	7/1974	Hanssen	.....	15/230.11
4,237,575	A *	12/1980	Mlachnik	.....	15/230.11
4,295,241	A *	10/1981	Woolcock	.....	15/230.11
D426,069	S *	6/2000	Chen	.....	D4/128
6,175,985	B1 *	1/2001	Chambers et al.	.....	15/230.12
D455,012	S *	4/2002	Perez	.....	D4/105

**FOREIGN PATENT DOCUMENTS**

CN	300720020	* 12/2007
KR	30-0270591-1	S * 2/2001

**OTHER PUBLICATIONS**

Anza Maxisystem Rollers, 6 pages, Feb. 2005, retrieved from URL: <http://web.archive.org/web/20050223081524/www.anza.se/en/hprod7.htm> (1 of 2) [retrivedon Nov. 25, 2008].\*

ONB Hardware Fty (China) Ltd., one page, retrieved from URL: [http://emag.hkenterprise.com/final\\_result.asp?pub=ENT&issu...&advertiser\\_no=00040019&advertiser\\_remark=&ei\\_company\\_id=%0D](http://emag.hkenterprise.com/final_result.asp?pub=ENT&issu...&advertiser_no=00040019&advertiser_remark=&ei_company_id=%0D) [retrieved on Oct. 17, 2008].\*

Paint Roller, Design # 2094215, 5 pates, registration granted Sep. 2000, retrieved from the Internet: URL: [http://www.ipo.gov.uk/rs-bin-rightsite/formexec?DM...PAGE=1&DMW\\_FILENAME=80033831.gif&DES\\_NUM=2094215](http://www.ipo.gov.uk/rs-bin-rightsite/formexec?DM...PAGE=1&DMW_FILENAME=80033831.gif&DES_NUM=2094215), [retrieved on Apr. 22, 2008].\*

\* cited by examiner

*Primary Examiner*—Nanda Bondade

(57) **CLAIM**

The ornamental design for a paint roller, as shown and described.

**DESCRIPTION**

FIG. 1 is a left side view of a paint roller showing our design;

FIG. 2 is top plan view thereof;

FIG. 3 is a left side view of a second embodiment of FIG. 1;


FIG. 4 is a top plan view of FIG. 3;

FIG. 5 is a left side view of a third embodiment of FIG. 1; and,

FIG. 6 is a top plan view of FIG. 5.

The undisclosed bottom, front, rear and right side views form no part of the claimed design.

**1 Claim, 1 Drawing Sheet**



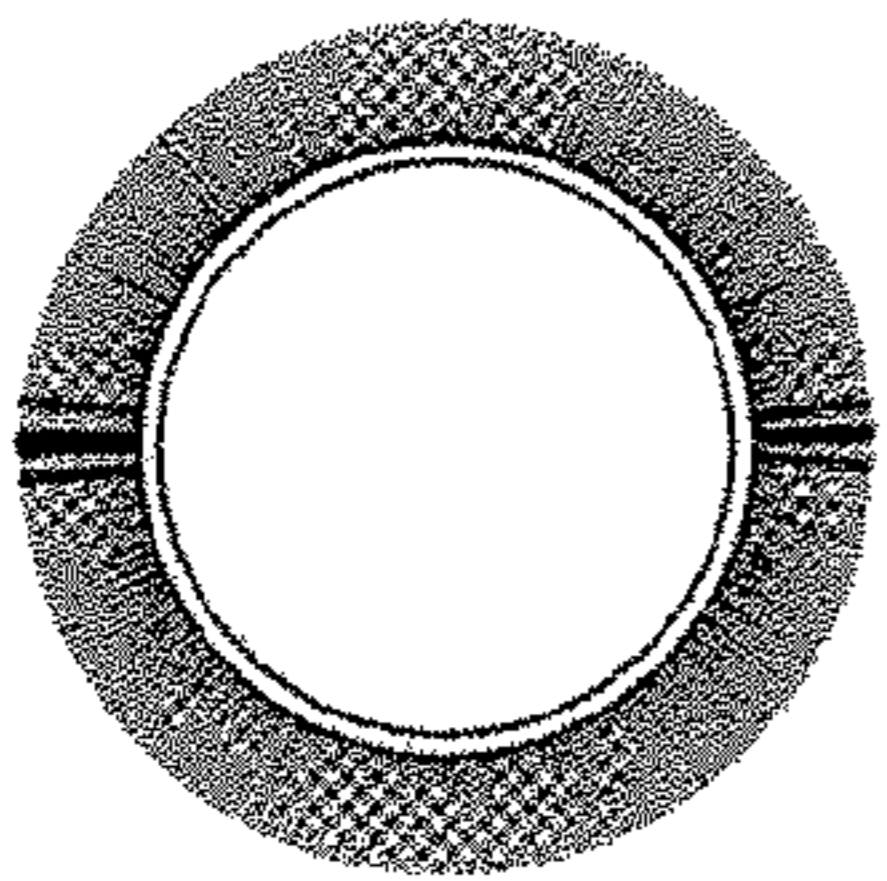


FIG. 1




FIG. 2




FIG. 3




FIG. 4

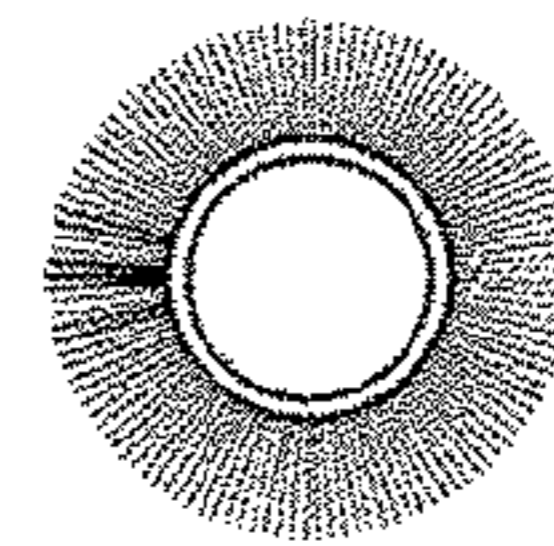


FIG. 5

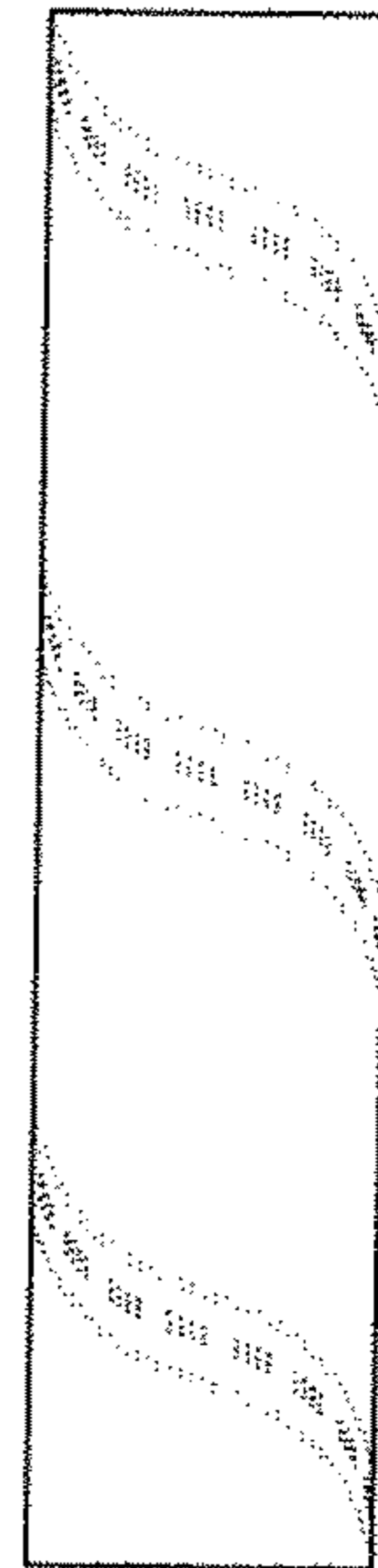


FIG. 6