



US00D625105S

(12) **United States Design Patent**  
**Winkler**

(10) **Patent No.:** **US D625,105 S**  
(45) **Date of Patent:** **\*\* Oct. 12, 2010**

(54) **PORTION OF A TOOTHBRUSH HANDLE**

(75) Inventor: **Tilmann Winkler**, Kronberg (DE)

(73) Assignee: **Braum GmbH**, Kronberg (DE)

(\*\*) Term: **14 Years**

(21) Appl. No.: **29/289,580**

(22) Filed: **Jul. 25, 2007**

(51) **LOC (9) Cl.** ..... **28-03**

(52) **U.S. Cl.** ..... **D4/101**

(58) **Field of Classification Search** ..... D4/101,  
D4/104-112, 138; 15/167.1, 167.2; 132/308-311;  
16/430, 431; 81/52, 57.11, 57.31, 57.42;  
601/142

See application file for complete search history.

(56) **References Cited**

**U.S. PATENT DOCUMENTS**

D353,490 S	12/1994	Hartwein	
D358,801 S	5/1995	Vos	
D363,605 S	10/1995	Kou et al.	
D388,958 S	1/1998	Hartwein	
D408,278 S	4/1999	Konop	
D436,254 S	1/2001	Kling et al.	
D440,766 S	4/2001	Hartwein et al.	
D453,996 S *	3/2002	Kling et al. ....	D4/101
D478,212 S	8/2003	Winkler	
D479,046 S *	9/2003	Winkler .....	D4/104
D489,183 S *	5/2004	Akahori et al. ....	D4/101
D500,208 S	12/2004	Vu	
D509,585 S	9/2005	Kling et al.	
D510,662 S	10/2005	Kling et al.	
D516,022 S	2/2006	Winkler	
D524,730 S	7/2006	Vu	
D525,193 S	7/2006	Vu	
D525,583 S	7/2006	Vu	
D527,185 S *	8/2006	Vu .....	D4/101
D527,905 S	9/2006	Winkler	
D533,720 S	12/2006	Vu	
D534,725 S	1/2007	Vu	

D534,727 S *	1/2007	Vu .....	D4/101
D534,728 S	1/2007	Vu	
D541,215 S	4/2007	Vu	
D543,034 S	5/2007	Winkler	
D547,951 S	8/2007	Ullmann et al.	
D548,978 S	8/2007	Vu	
D569,623 S *	5/2008	Beedham .....	D4/101
D586,125 S	2/2009	Winkler et al.	
2003/0033679 A1 *	2/2003	Fattori et al. ....	15/22.1
2008/0216258 A1 *	9/2008	Kressner et al. ....	15/22.1

**FOREIGN PATENT DOCUMENTS**

TW	M312300	*	5/2007
WO	DM/051589		6/2000
WO	DM/055985		6/2001

\* cited by examiner

*Primary Examiner*—Melanie H Tung

*Assistant Examiner*—Lavone D Tabor

(74) *Attorney, Agent, or Firm*—John P. Colbert; David M. Weirich; Vladimir Vitenberg

(57) **CLAIM**

The ornamental design for a portion of a toothbrush handle, as shown and described.

**DESCRIPTION**

FIG. 1 is a perspective view of the embodiment of a portion of a toothbrush handle, showing my new design;

FIG. 2 is a front view thereof;

FIG. 3 is a back view thereof;

FIG. 4 is a left-side view thereof;

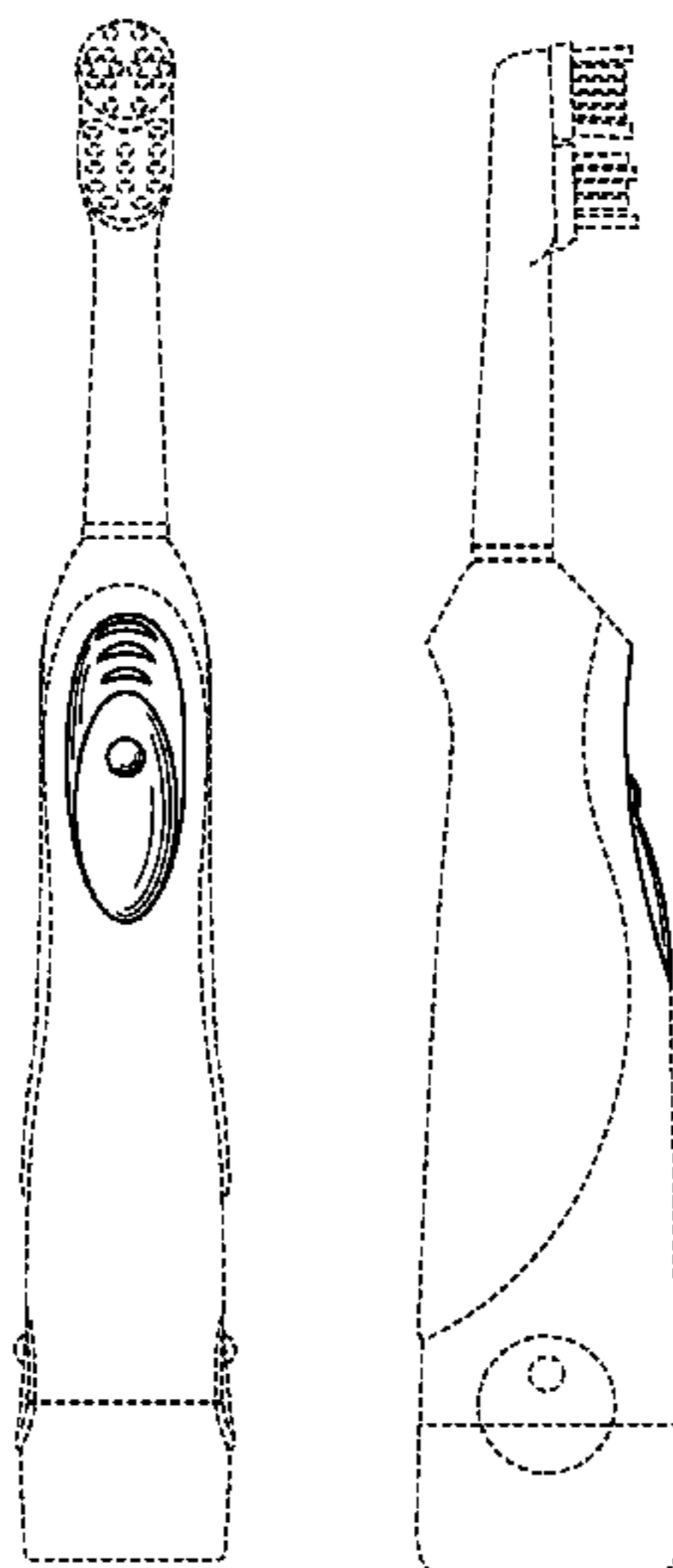
FIG. 5 is a right-side view thereof;

FIG. 6 is a top view thereof; and,

FIG. 7 is a bottom view thereof.

The broken lines showing a brush head and the remainder of the handle illustrate environmental structure and portions of the toothbrush handle that form no part of the claimed design.

**1 Claim, 7 Drawing Sheets**



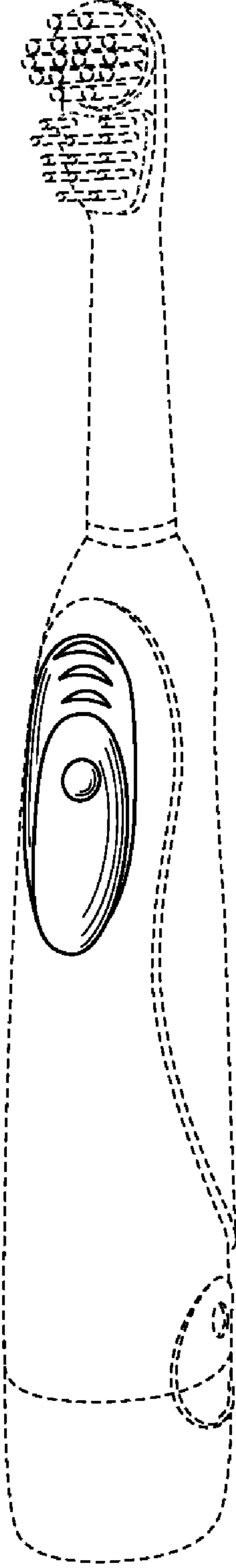


Fig. 1

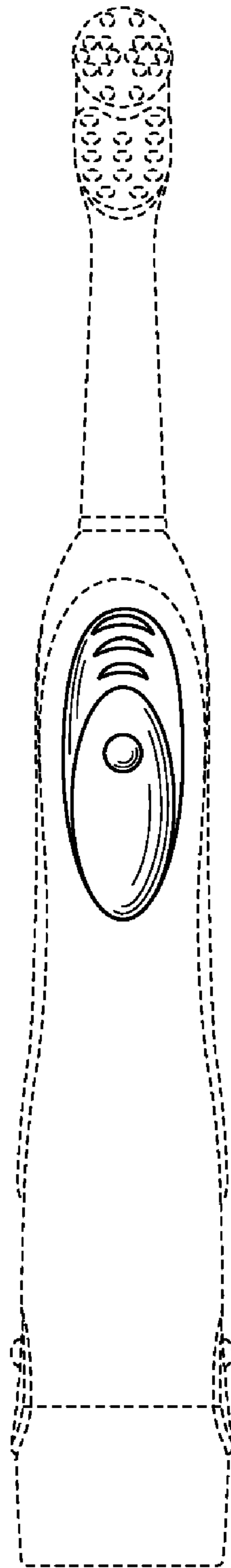


Fig. 2

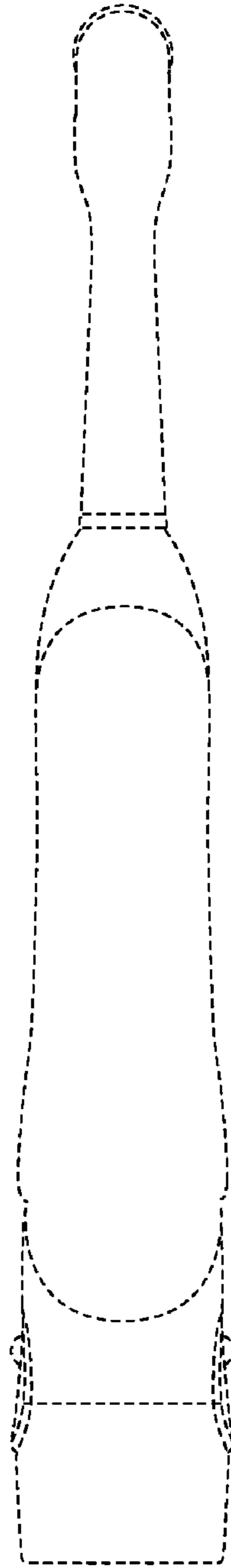


Fig. 3

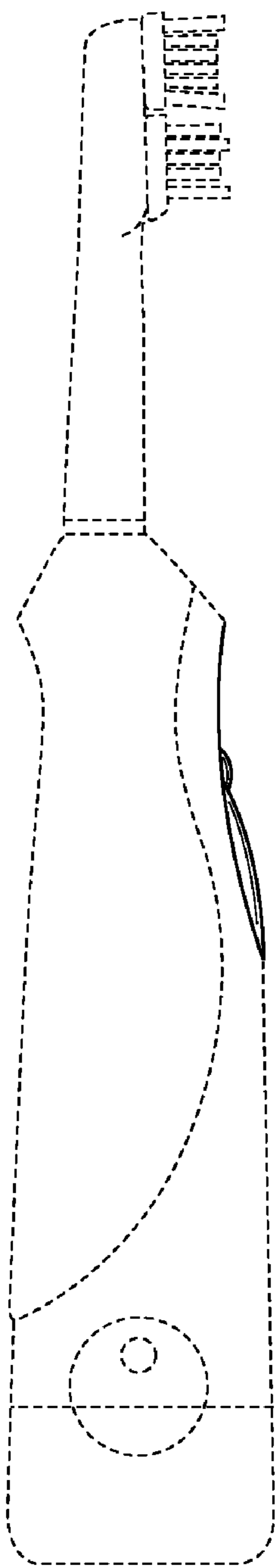


Fig. 4

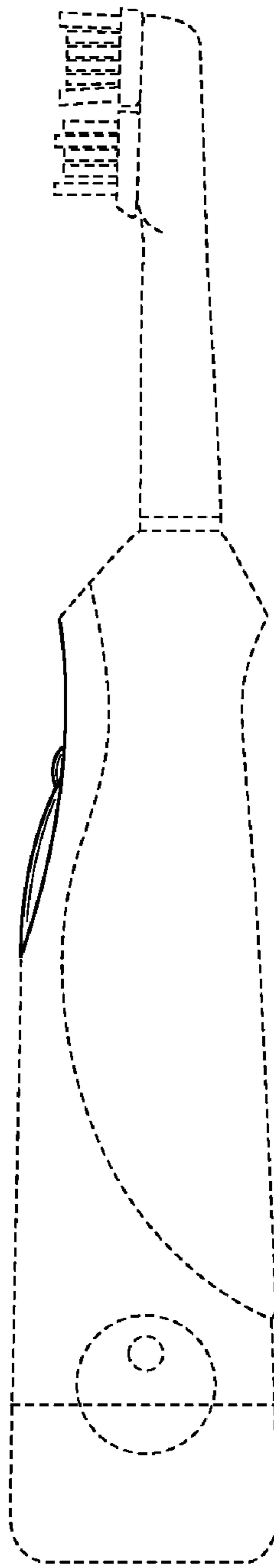


Fig. 5

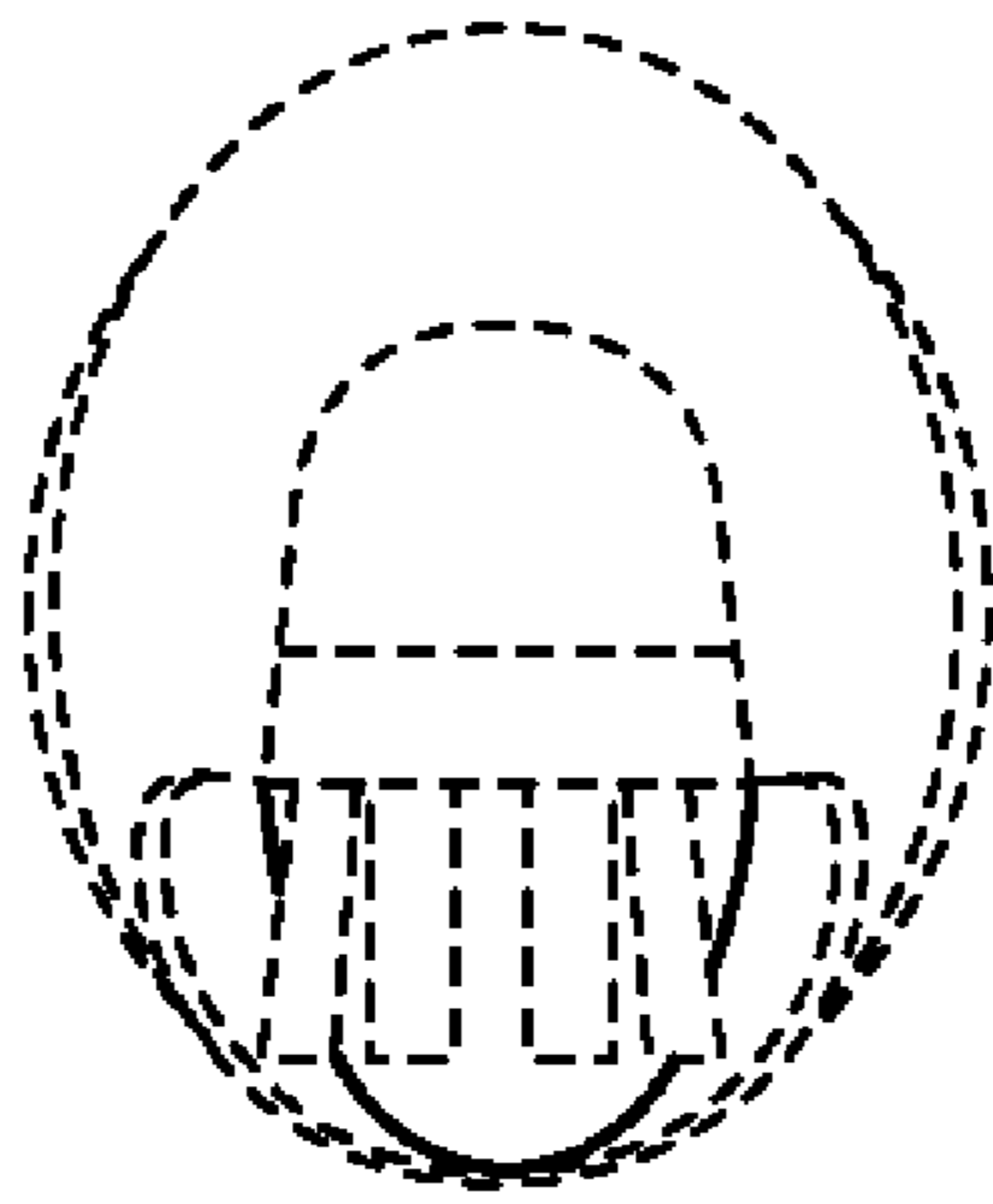


Fig. 6




Fig. 7