



US00D625102S

(12) **United States Design Patent**
Jacobs

(10) **Patent No.:** **US D625,102 S**
(45) **Date of Patent:** **** Oct. 12, 2010**

(54) **CONVERTIBLE DUFFEL BAG**

(76) Inventor: **Valarie Jacobs**, 659 N. 200 East,
Kaysville, UT (US) 84037

(**) Term: **14 Years**

(21) Appl. No.: **29/330,402**

(22) Filed: **Jan. 6, 2009**

(51) **LOC (9) Cl.** **03-01**

(52) **U.S. Cl.** **D3/289**

(58) **Field of Classification Search** D3/272,
D3/273, 274, 276, 278, 279, 283, 284, 285,
D3/286, 287, 289, 293, 299, 301, 902, 904;
190/100, 102, 107, 108, 109, 113, 119, 903;
206/282, 283, 284, 287, 287.1

See application file for complete search history.

(56) **References Cited**

U.S. PATENT DOCUMENTS

792,204	A *	6/1905	Downing	190/102
1,652,798	A *	12/1927	Rincel	206/283
2,261,291	A *	11/1941	Salavsky	190/113
D257,915	S *	1/1981	Katz et al.	D3/278
D267,677	S *	1/1983	Pelavin	D3/278
D280,362	S *	9/1985	Allen	D3/286
D281,646	S *	12/1985	Bomes et al.	D3/286
D281,649	S *	12/1985	Bomes et al.	D3/286
D292,746	S *	11/1987	Allen	D3/274
4,733,759	A *	3/1988	Shih-Chen	190/18 A
4,804,084	A	2/1989	Markovich	
4,895,230	A *	1/1990	King	190/107

(Continued)

OTHER PUBLICATIONS

The Ultimate Bag, as shown on www.valjacobs.com, viewed Jun. 10, 2010 (2 pp.).*

(Continued)

Primary Examiner—Elizabeth A Albert

Assistant Examiner—Karen E Eldridge Powers

(74) *Attorney, Agent, or Firm*—Warren M. Pate, LLC

(57) **CLAIM**

The ornamental design for a convertible duffel bag, as shown and described.

DESCRIPTION

FIG. 1 is a perspective view of a convertible duffel bag of my new design in a stowed configuration;

FIG. 2 is a front elevation of the convertible duffel bag of FIG. 1;

FIG. 3 is a rear elevation of the convertible duffel bag of FIG. 1;

FIG. 4 is a left side elevation of the convertible duffel bag of FIG. 1;

FIG. 5 is a right side elevation of the convertible duffel bag of FIG. 1;

FIG. 6 is a top plan view of the convertible duffel bag of FIG. 1;


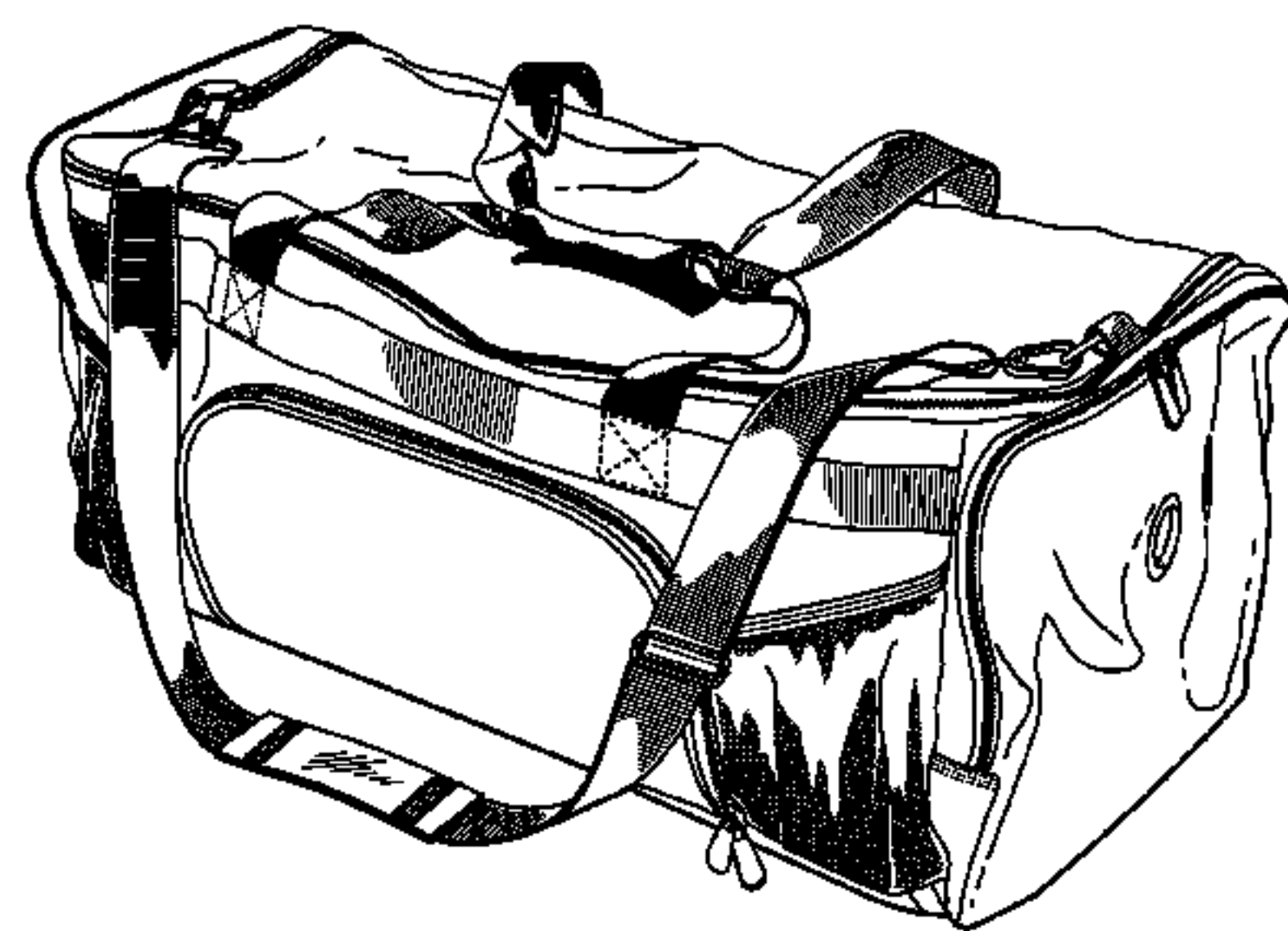
FIG. 7 is a bottom plan view of the convertible duffel bag of FIG. 1;

FIG. 8 is a plan view showing the interior of the convertible duffel bag of my design in a deployed configuration; and,

FIG. 9 is a plan view showing the exterior of the convertible duffel bag of my design in the deployed configuration.

The uniformly segmented broken lines shown in the drawings illustrate stitching and do not form part of the claimed design. The intermittent crosshatching shown on both the interior and exterior pockets is netting. The intermittent crosshatching on the roll-type fastener for the handles illustrates material texture. Both types of crosshatching are understood to extend fully across the surfaces on which they reside, forming part of the claimed design. The intermittent parallel lining shown on the straps illustrates material texture and forms part of the claimed design.

1 Claim, 6 Drawing Sheets



US D625,102 S

Page 2

U.S. PATENT DOCUMENTS

4,927,014	A *	5/1990	Pulichino, Jr.	206/287.1			
D317,081	S *	5/1991	King	D3/287			
D329,329	S *	9/1992	Bomes et al.	D3/279			
5,356,000	A	10/1994	Scicluna				
D431,906	S *	10/2000	Livingston	D3/279			
6,276,501	B1 *	8/2001	Tong	190/107			
6,619,447	B1 *	9/2003	Garcia et al.	190/108			
7,044,277	B2 *	5/2006	Redzisz	190/107			
D526,484	S *	8/2006	Flint	D3/283			
D548,408	S *	8/2007	Martz	D30/109			
D548,966	S *	8/2007	Aliberti et al.	D3/283			
D552,349	S *	10/2007	Greiner	D3/279			
D575,461	S *	8/2008	Cannon et al.	D30/109			
2003/0221924	A1 *	12/2003	Tong	190/107			
2008/0118411	A1 *	5/2008	D'Arinzo	422/186.09			

OTHER PUBLICATIONS

Personalized Leather Hanging Toiletry Bag, www.brookstone.com, pp. 1-4 downloaded Feb. 11, 2009.

* cited by examiner

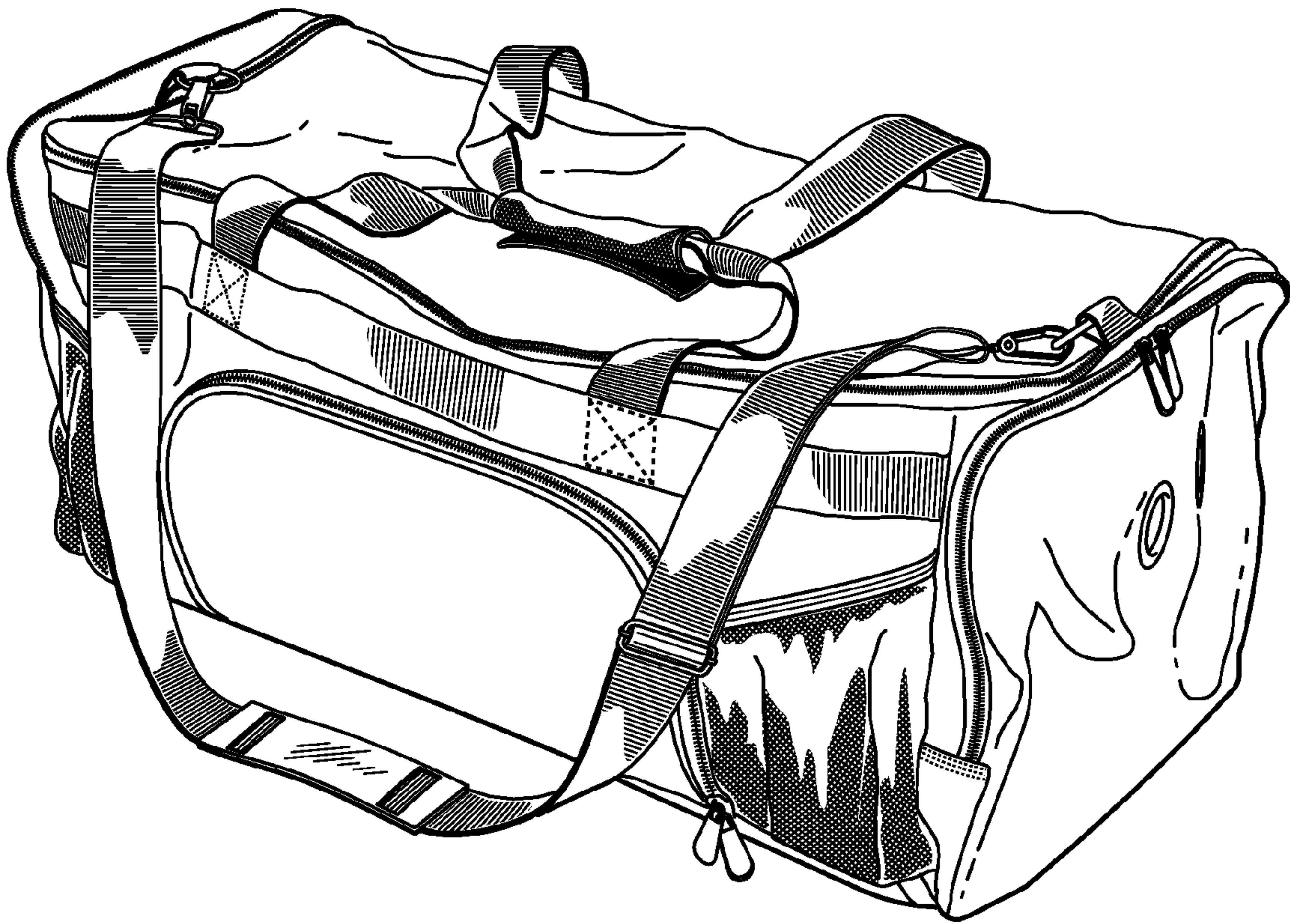


FIG. 1

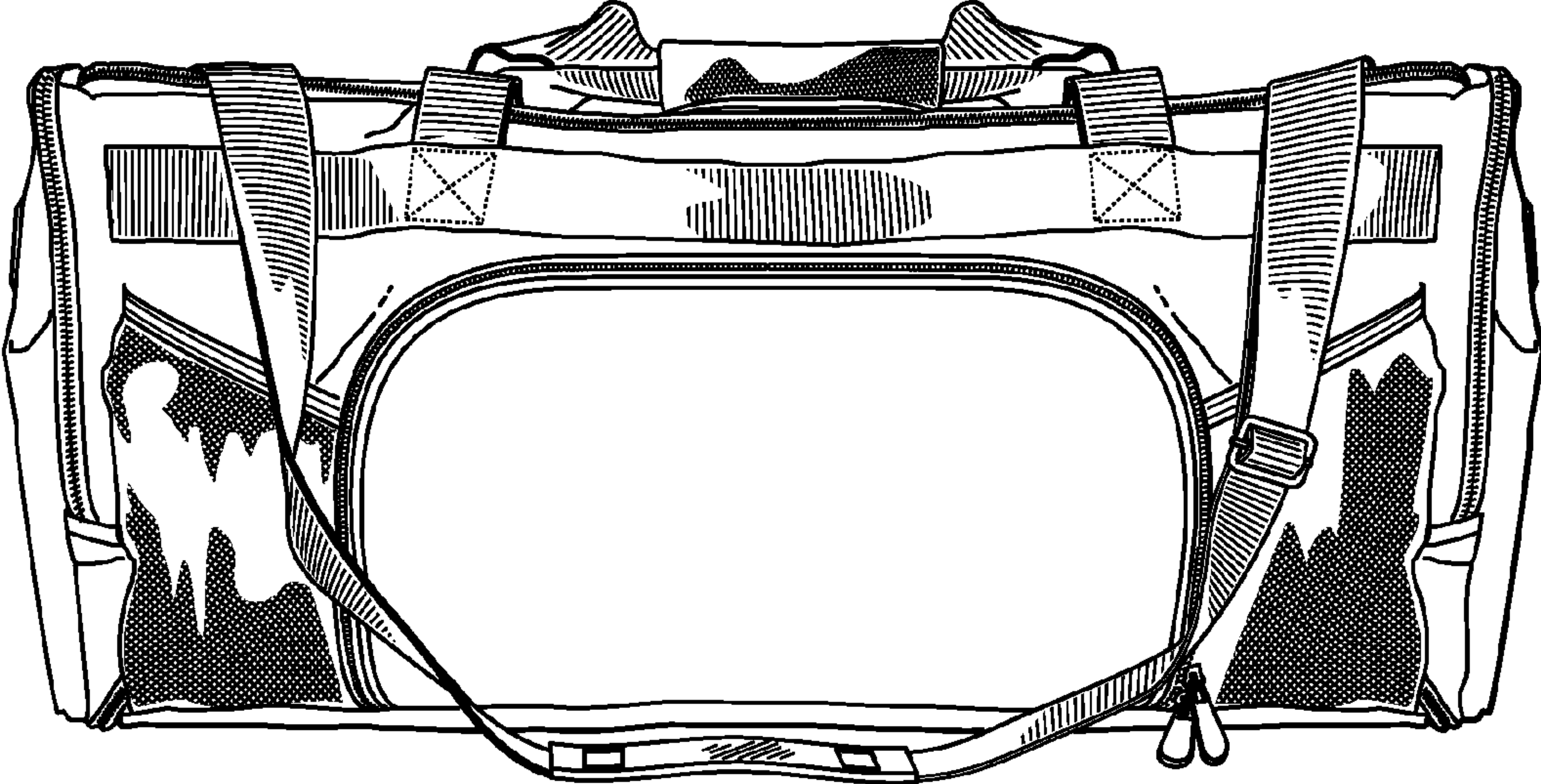


FIG. 2

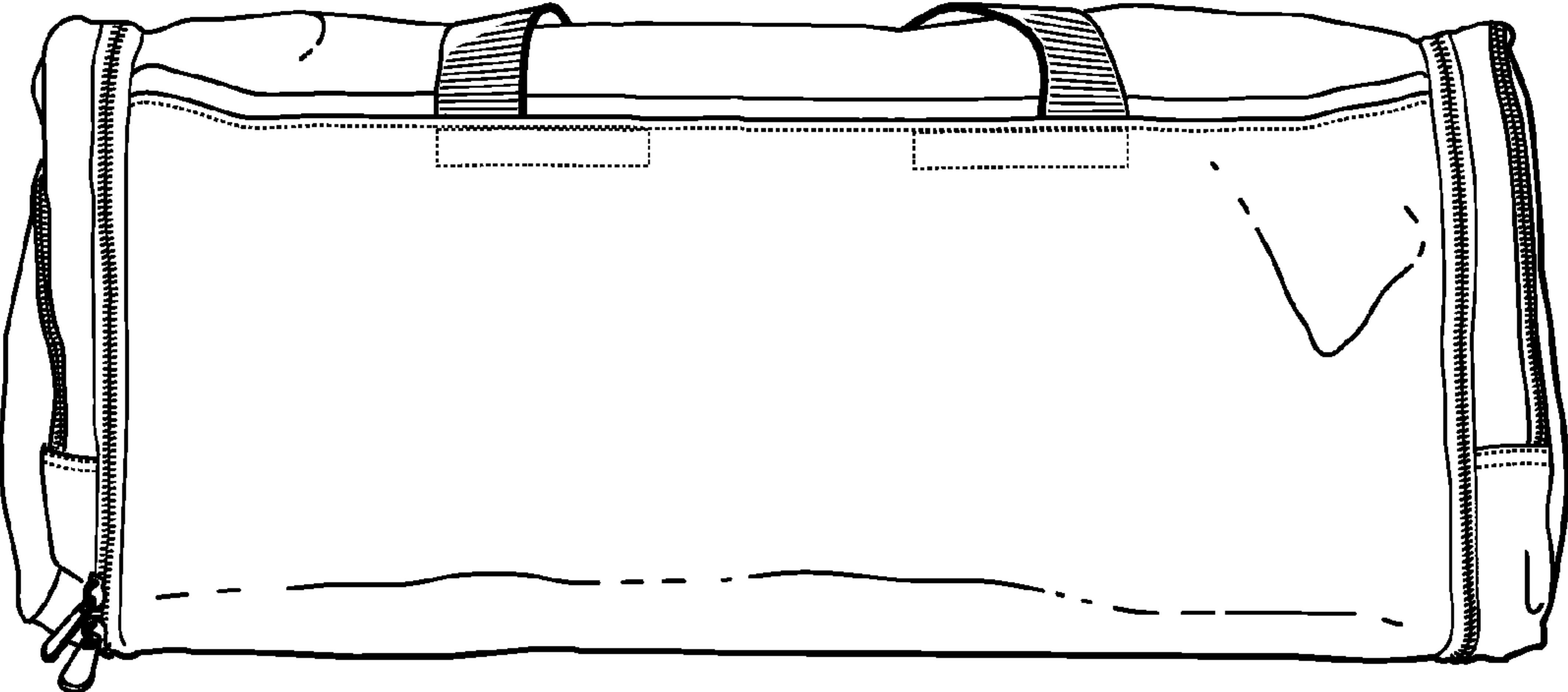


FIG. 3

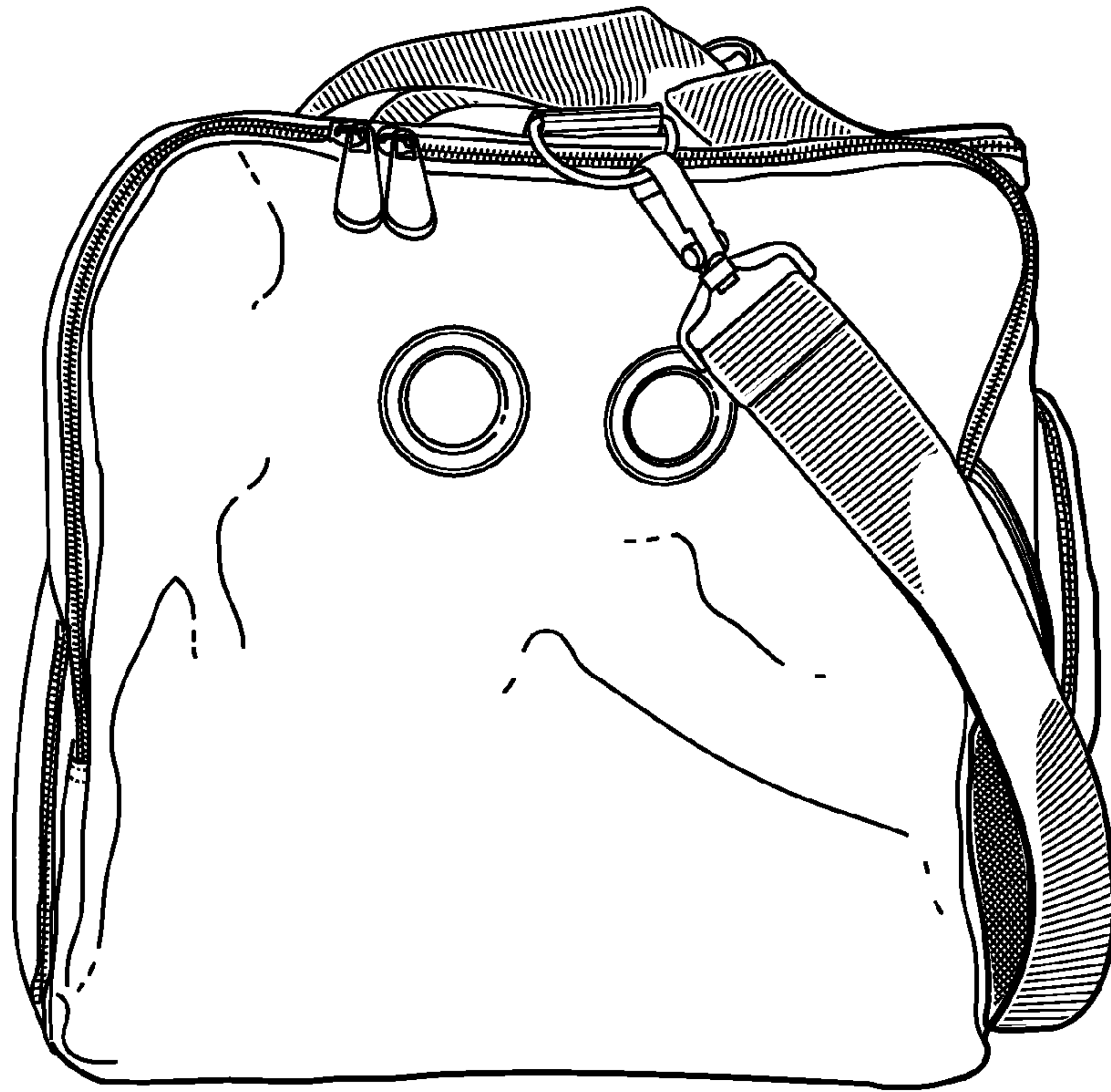


FIG. 4

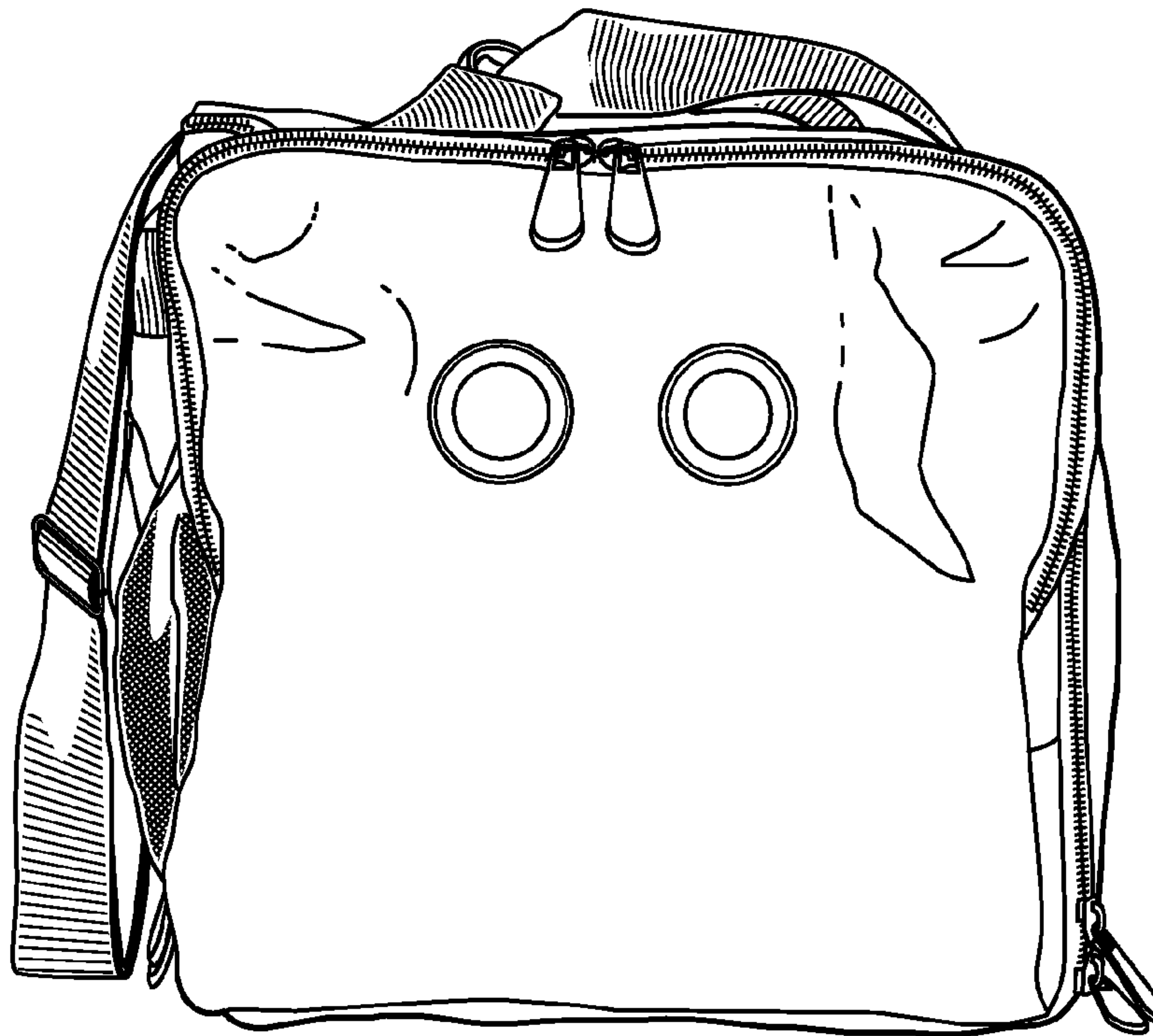


FIG. 5

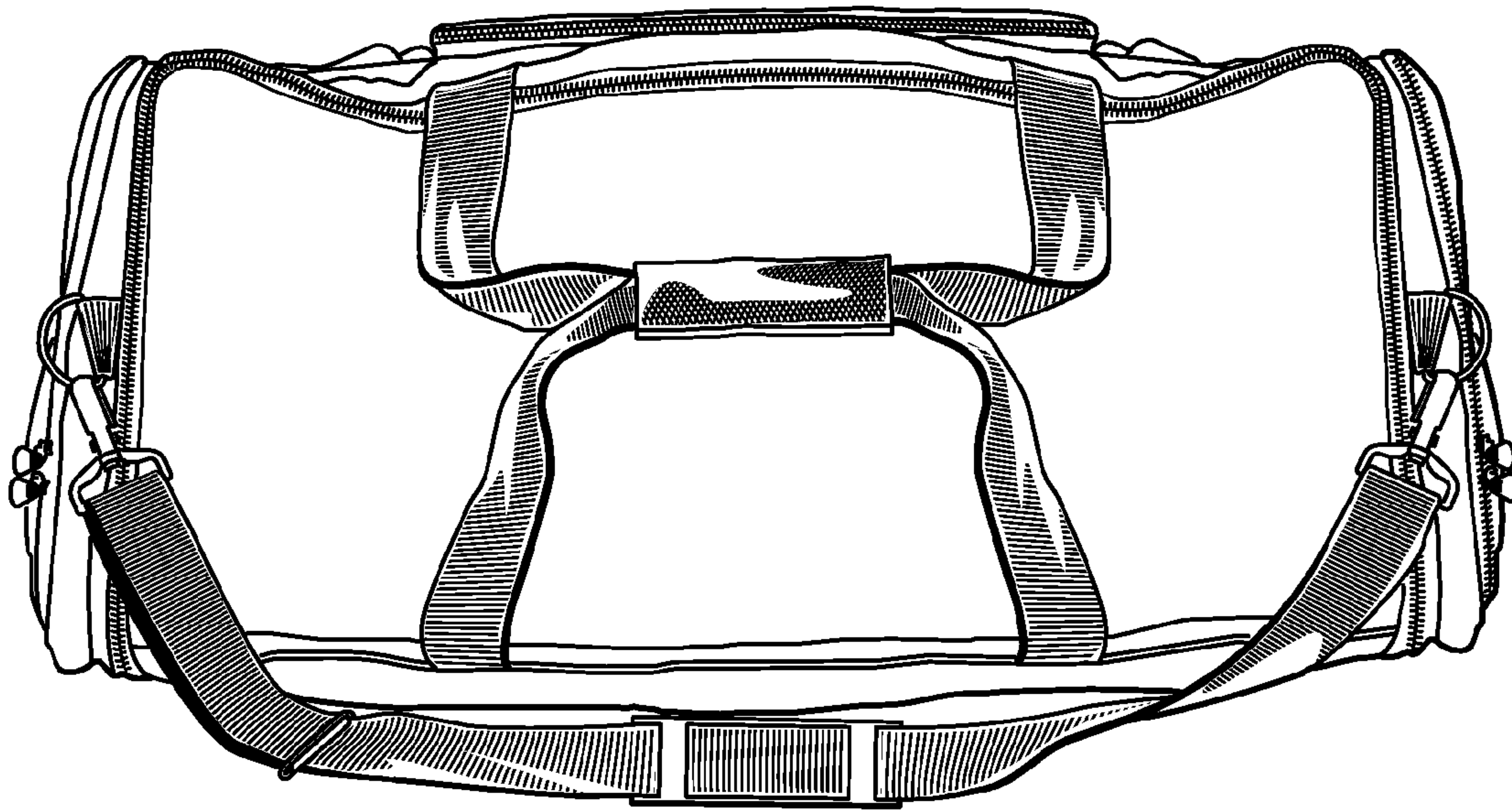


FIG. 6

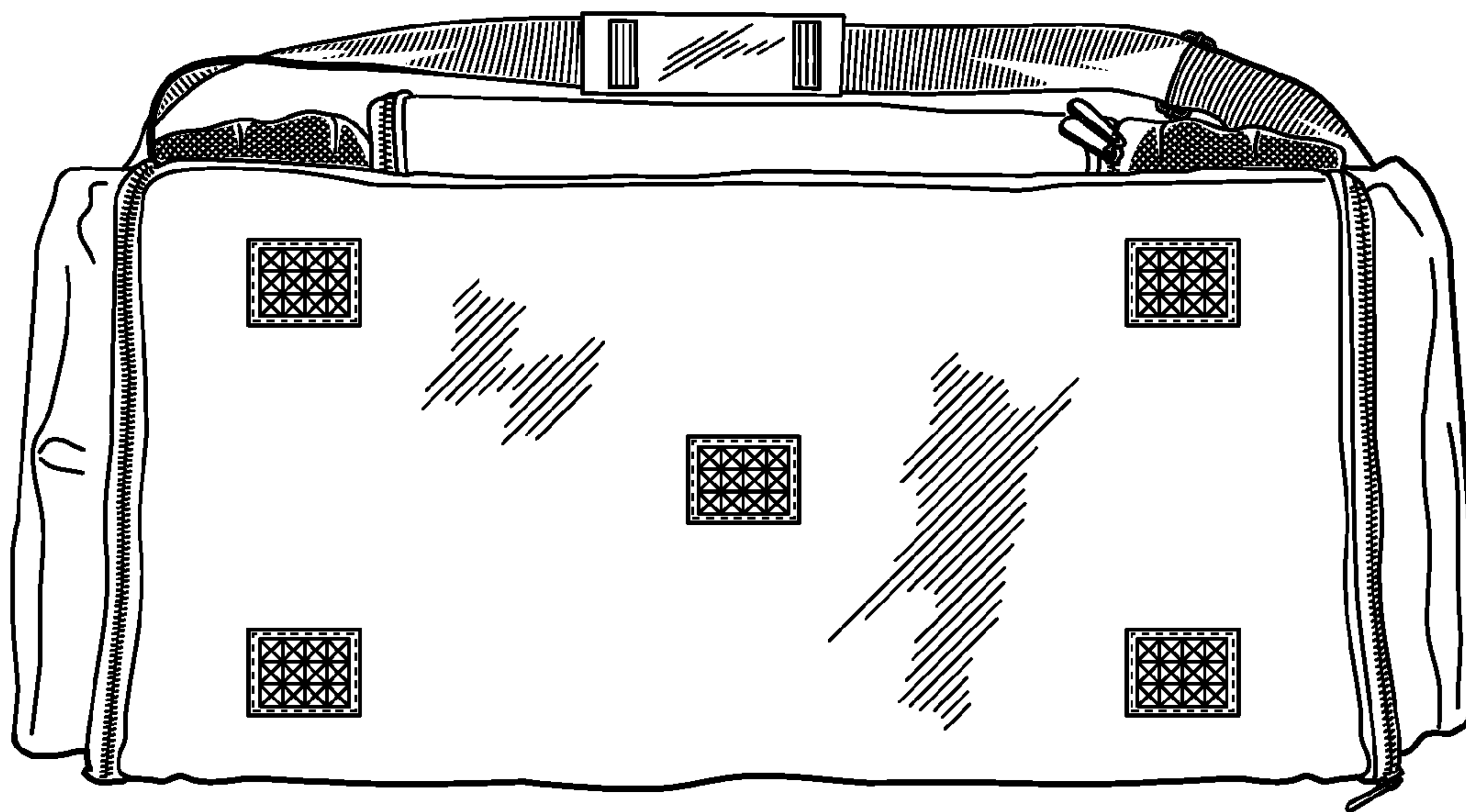


FIG. 7

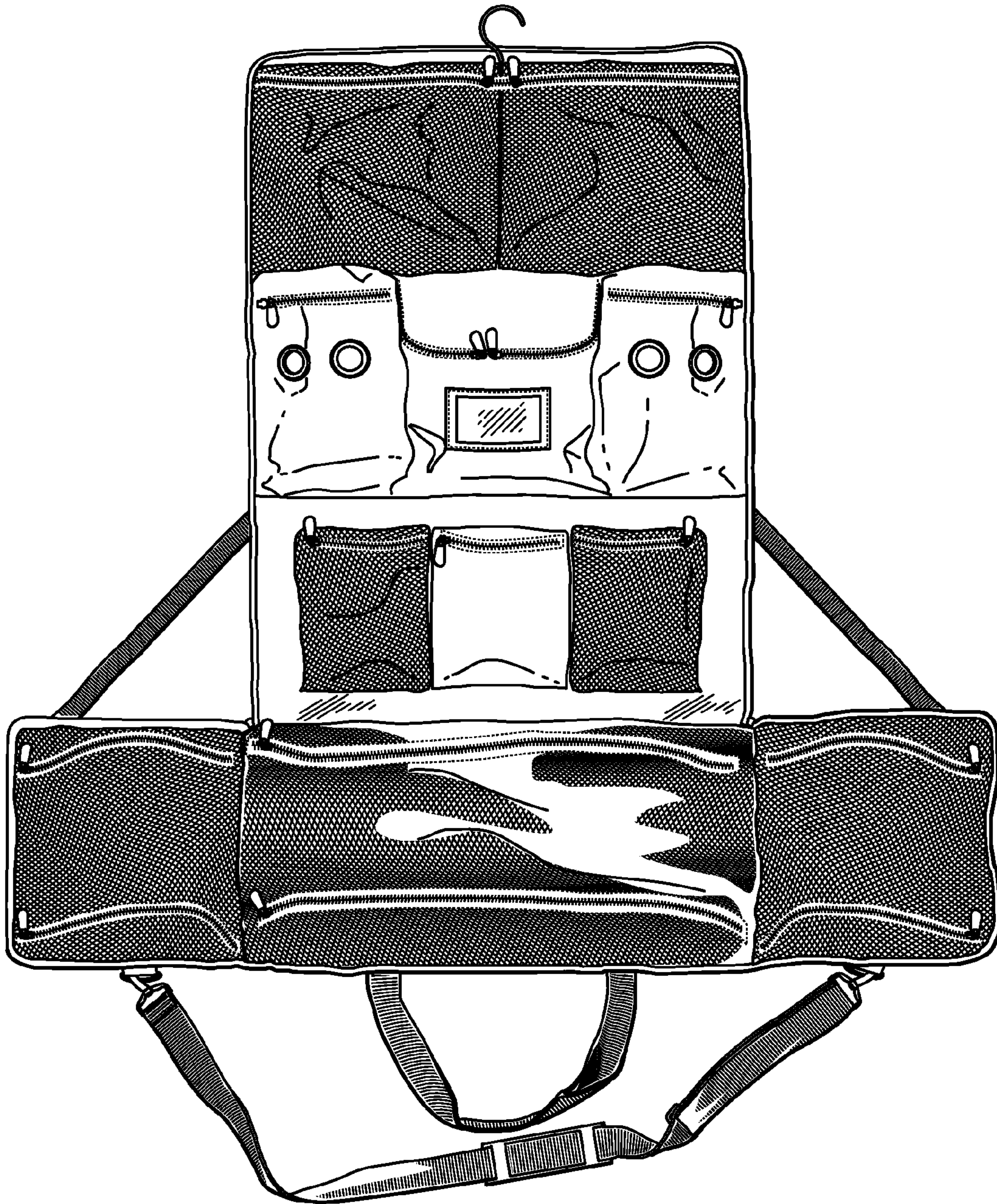


FIG. 8

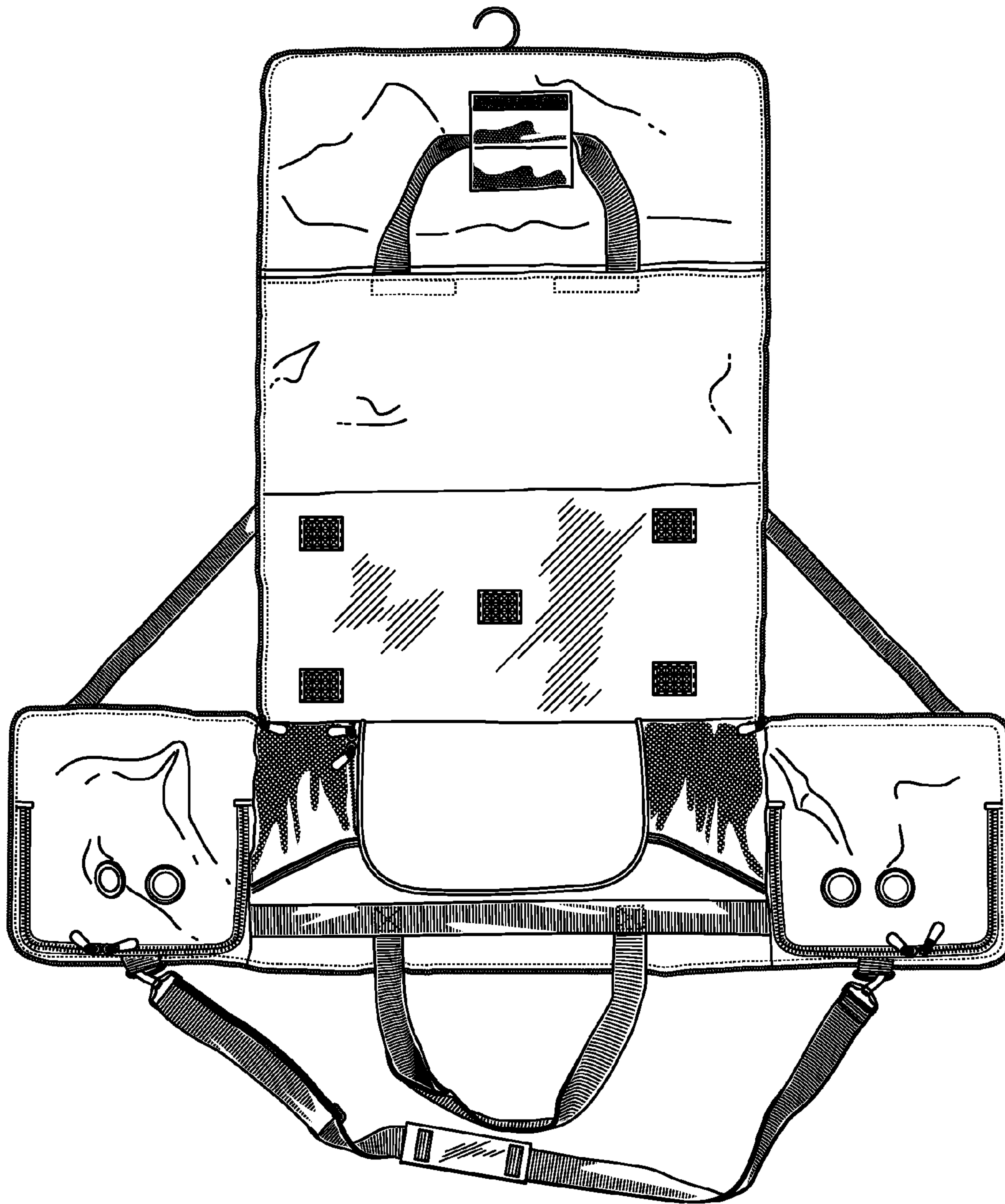


FIG. 9