



US00D625097S

(12) **United States Design Patent**  
**Portzline**

(10) **Patent No.:** **US D625,097 S**

(45) **Date of Patent:** **\*\* Oct. 12, 2010**

(54) **SHOE UPPER**

(75) **Inventor:** **William Scott Portzline**, Portland, OR  
(US)

(73) **Assignee:** **Columbia Sportswear North America, Inc.**, Portland, OR (US)

(\*\*) **Term:** **14 Years**

(21) **Appl. No.:** **29/338,124**

(22) **Filed:** **Jun. 4, 2009**

(51) **LOC (9) Cl.** ..... **02-99**

(52) **U.S. Cl.** ..... **D2/972; D2/946**

(58) **Field of Classification Search** ..... D2/896,  
D2/902, 903, 906-908, 919, 923, 925, 929,  
D2/943, 944, 946, 969, 972-974; 36/45-49,  
36/50.1, 77 M, 77 R, 83, 88, 113, 114, 126-131  
See application file for complete search history.

(56) **References Cited**

**U.S. PATENT DOCUMENTS**

|              |        |          |       |        |
|--------------|--------|----------|-------|--------|
| D138,680 S * | 8/1944 | Montague | ..... | D2/919 |
| D140,573 S * | 3/1945 | Sandler  | ..... | D2/943 |
| D152,570 S * | 2/1949 | Sandler  | ..... | D2/923 |
| D158,437 S * | 5/1950 | Briefda  | ..... | D2/919 |
| D164,519 S * | 9/1951 | Sandler  | ..... | D2/923 |
| D172,897 S * | 8/1954 | Mondl    | ..... | D2/923 |

|              |         |                 |       |        |
|--------------|---------|-----------------|-------|--------|
| D174,473 S * | 4/1955  | Sandler         | ..... | D2/923 |
| D273,628 S * | 5/1984  | Huberman et al. | ..... | D2/907 |
| D318,563 S * | 7/1991  | Lucas           | ..... | D2/972 |
| D447,328 S * | 9/2001  | Duclos          | ..... | D2/969 |
| D462,511 S * | 9/2002  | Price           | ..... | D2/969 |
| D581,650 S * | 12/2008 | Belley et al.   | ..... | D2/923 |

\* cited by examiner

*Primary Examiner*—Dominic Simone

(74) *Attorney, Agent, or Firm*—Schwabe, Williamson & Wyatt, P.C.

(57) **CLAIM**

I claim an ornamental design for a shoe upper, as shown and described.

**DESCRIPTION**

FIG. 1 is top, right perspective view of a shoe upper showing my new design;

FIG. 2 is a rear perspective view thereof;

FIG. 3 is a top left perspective view thereof; and,

FIG. 4 is a top plan view thereof.

In all the views, the portion of the shoe shown in broken lines is for illustrative purposes only and forms no part of the claimed design.

**1 Claim, 2 Drawing Sheets**

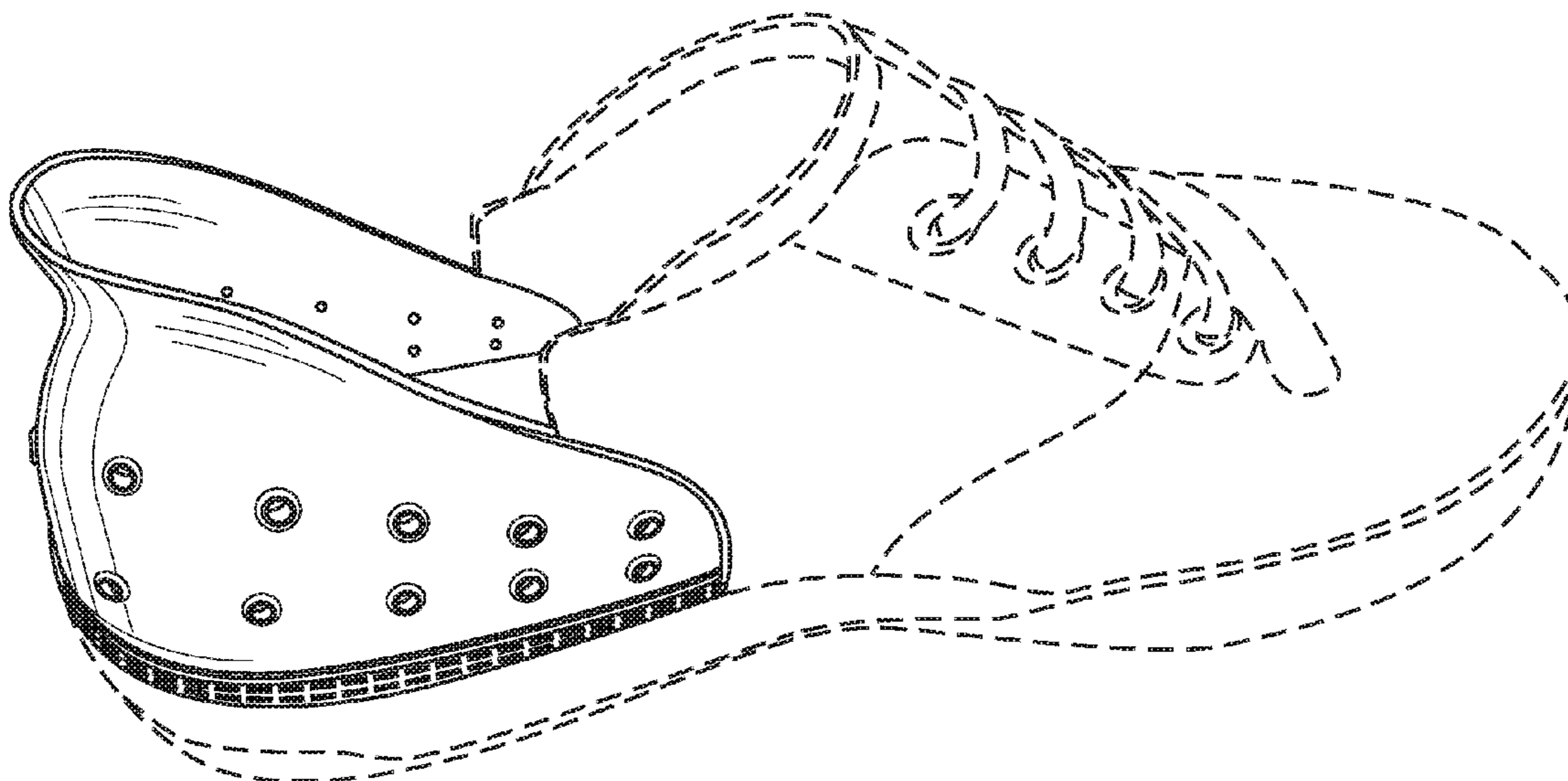


FIG. 1

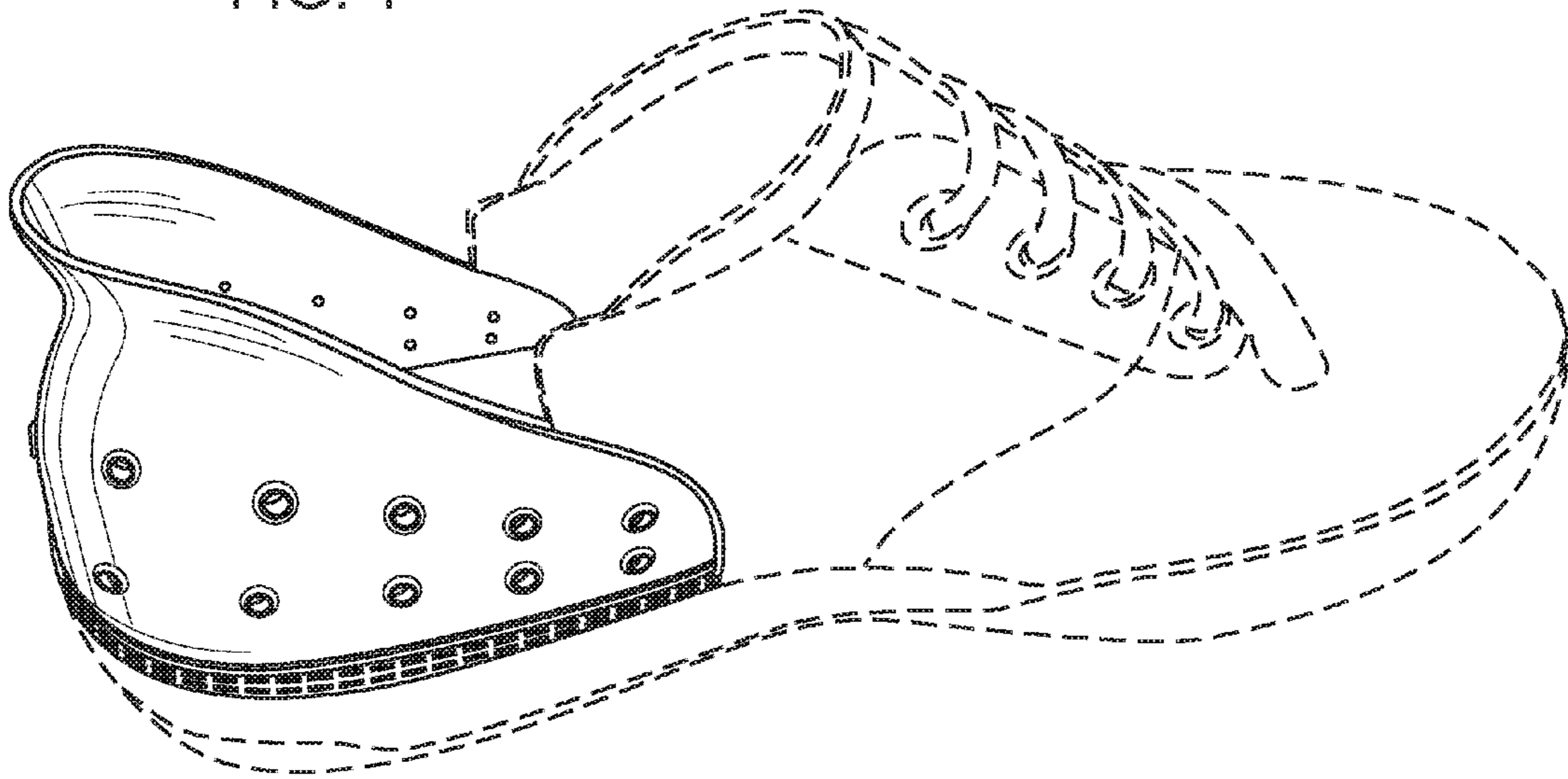
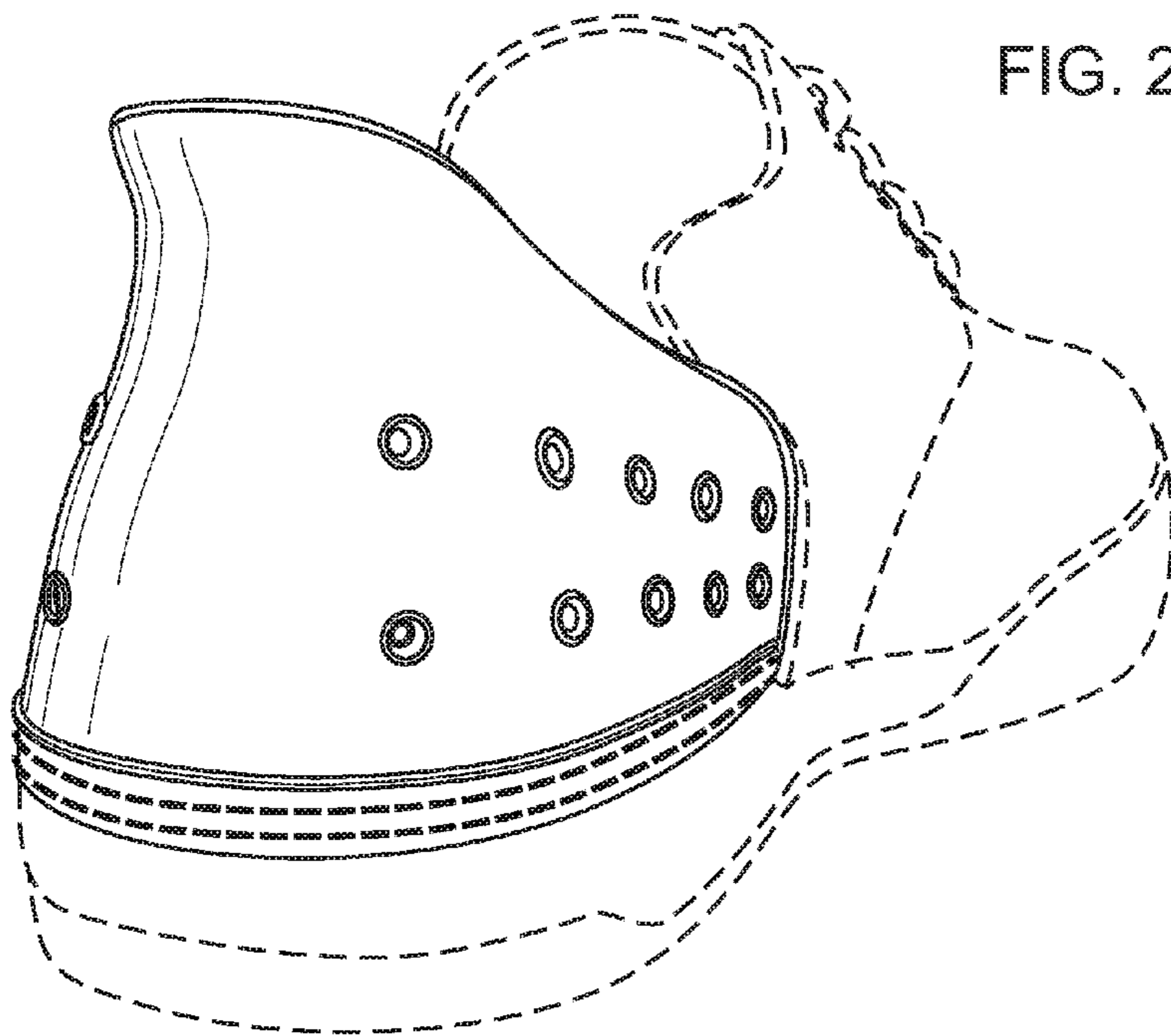


FIG. 2






FIG. 3

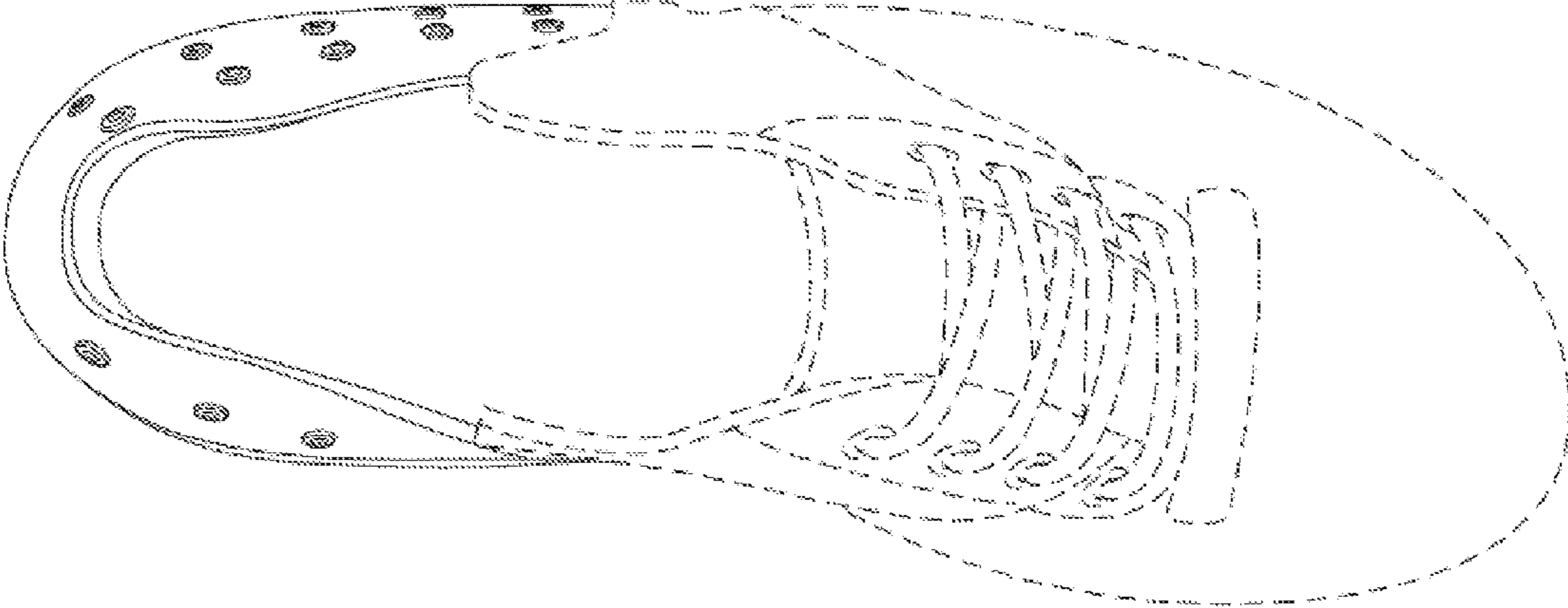


FIG. 4