

US00D625095S

(12) **United States Design Patent**
Issler

(10) **Patent No.:** **US D625,095 S**
(45) **Date of Patent:** **** Oct. 12, 2010**

(54) **UPPER FOR A SHOE**

(75) Inventor: **David C. Issler**, Andover, MA (US)

(73) Assignee: **Columbia Insurance Company**,
Omaha, NE (US)

(**) Term: **14 Years**

(21) Appl. No.: **29/364,219**

(22) Filed: **Jun. 21, 2010**

(51) **LOC (9) Cl.** **02-99**

(52) **U.S. Cl.** **D2/970; D2/911**

(58) **Field of Classification Search** D2/896-900,
D2/909-912, 946, 969-971; 36/83, 1.5,
36/109, 112, 113, 131, 3 A, 7.1 R, 7.4, 45
See application file for complete search history.

(56) **References Cited**

U.S. PATENT DOCUMENTS

- RE6,328 E * 3/1875 Hersome 36/50.1
- 237,667 A * 2/1881 Beattie 36/1
- 342,806 A * 6/1886 Moor 36/50.1
- D29,205 S * 8/1898 Huntington D2/901
- 1,154,109 A * 9/1915 Flannigan 36/50.1
- D67,571 S * 6/1925 Huntington D2/911
- 1,684,660 A * 9/1928 Blair 36/50.1
- D101,277 S * 9/1936 Issaly D2/910
- D108,491 S * 2/1938 Ford D30/146
- D133,632 S * 9/1942 Bingham, Jr. D2/911
- D139,007 S * 10/1944 Crotty D2/911

- 2,426,403 A * 8/1947 Margulis 36/50.1
- D164,977 S * 10/1951 Bingham D2/911
- D166,859 S * 5/1952 Kole D2/911
- D239,341 S * 3/1976 Heckel D2/911
- D448,144 S * 9/2001 Jacobs D2/911
- D529,689 S * 10/2006 Choi D2/911
- D543,339 S * 5/2007 Choi D2/946
- D585,186 S * 1/2009 Van Hulle D2/910
- D586,983 S * 2/2009 Van Hulle D2/910

* cited by examiner

Primary Examiner—Robert M Spear

Assistant Examiner—Rashida C McCoy

(74) *Attorney, Agent, or Firm*—IP Attorneys Group LLC

(57) **CLAIM**

The ornamental design for a upper for a shoe, as shown and described.

DESCRIPTION

FIG. 1 is a top perspective view of an upper for a shoe in accordance with my new design;

FIG. 2 is a top view thereof;

FIG. 3 is a right side view thereof;

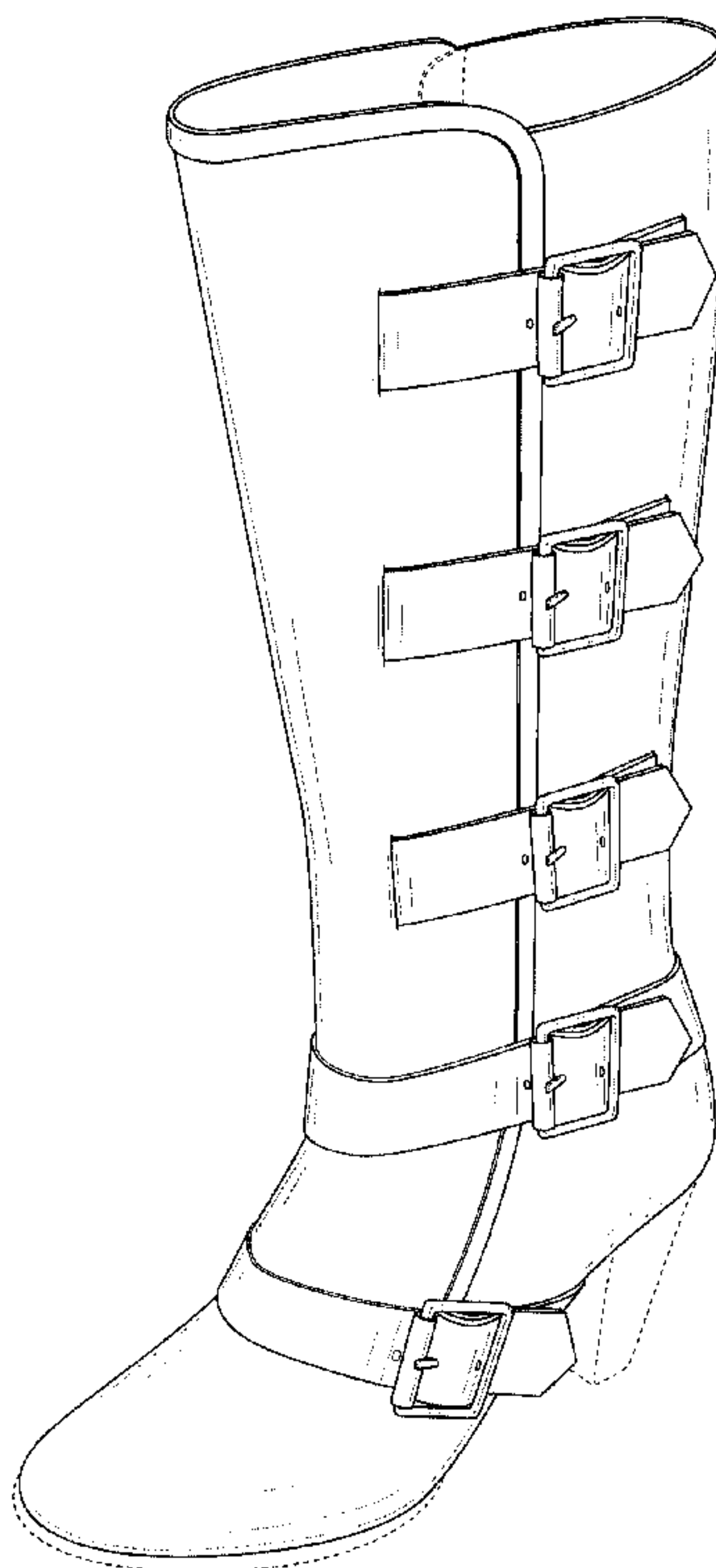
FIG. 4 is a left side view thereof;

FIG. 5. is a front view thereof; and,

FIG. 6 is a rear view thereof.

The broken lines shown in all of the figures are for environmental purposes and form no part of the claim.

1 Claim, 5 Drawing Sheets



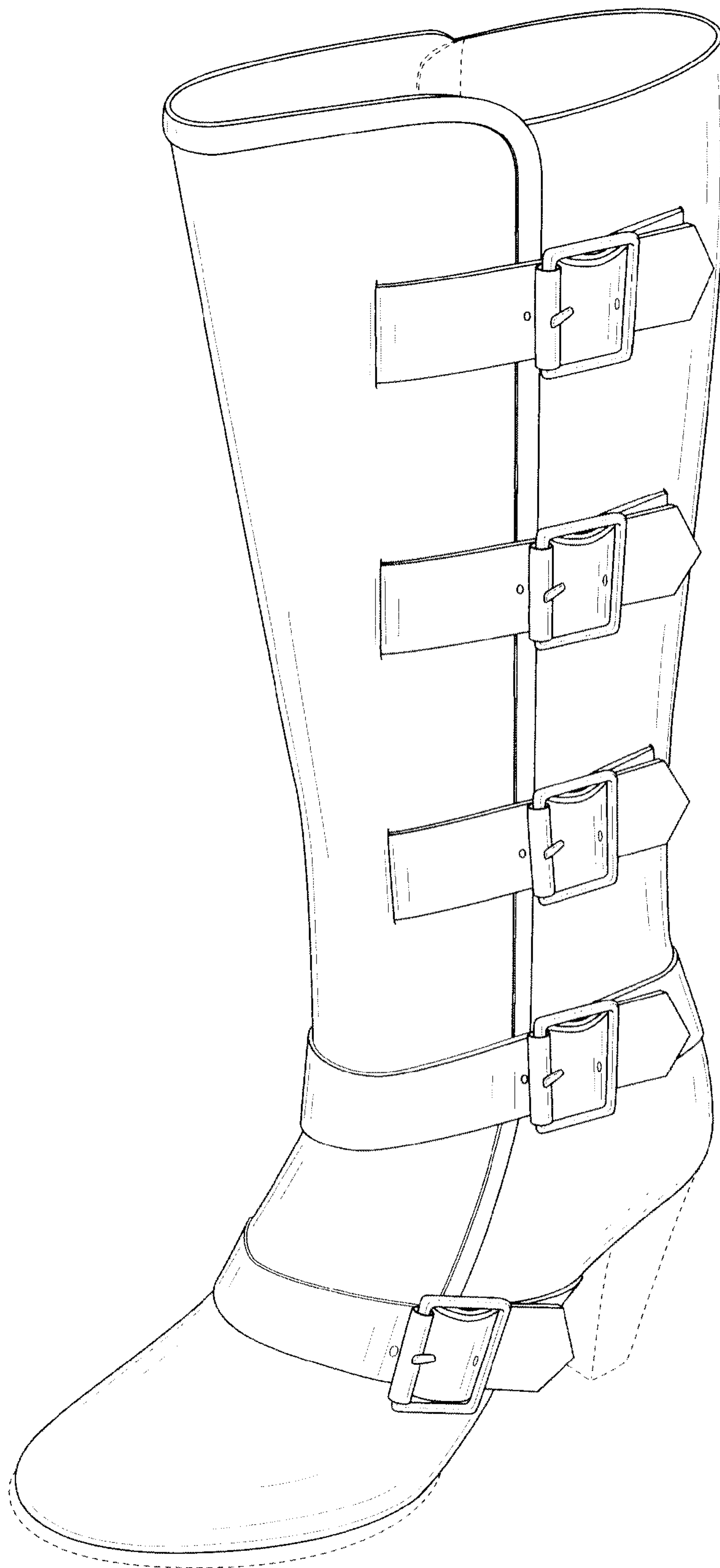


FIG. 1

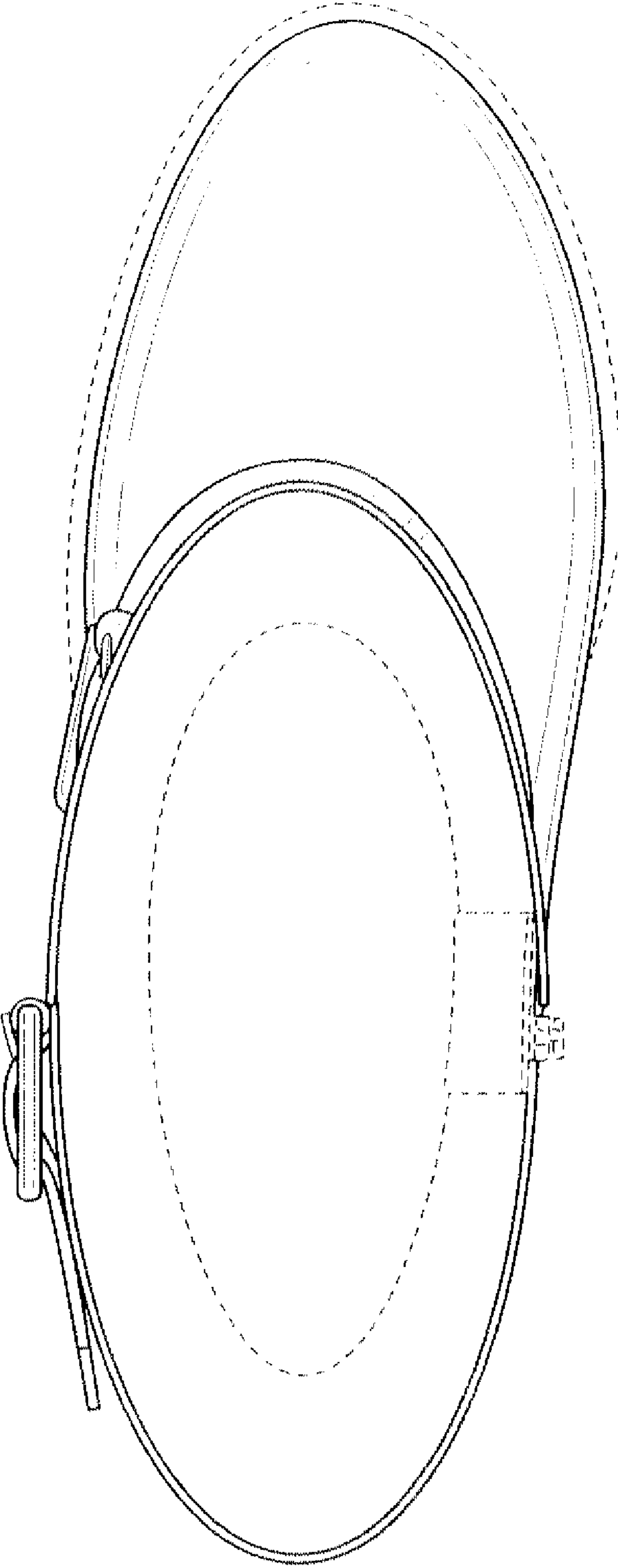


FIG. 2

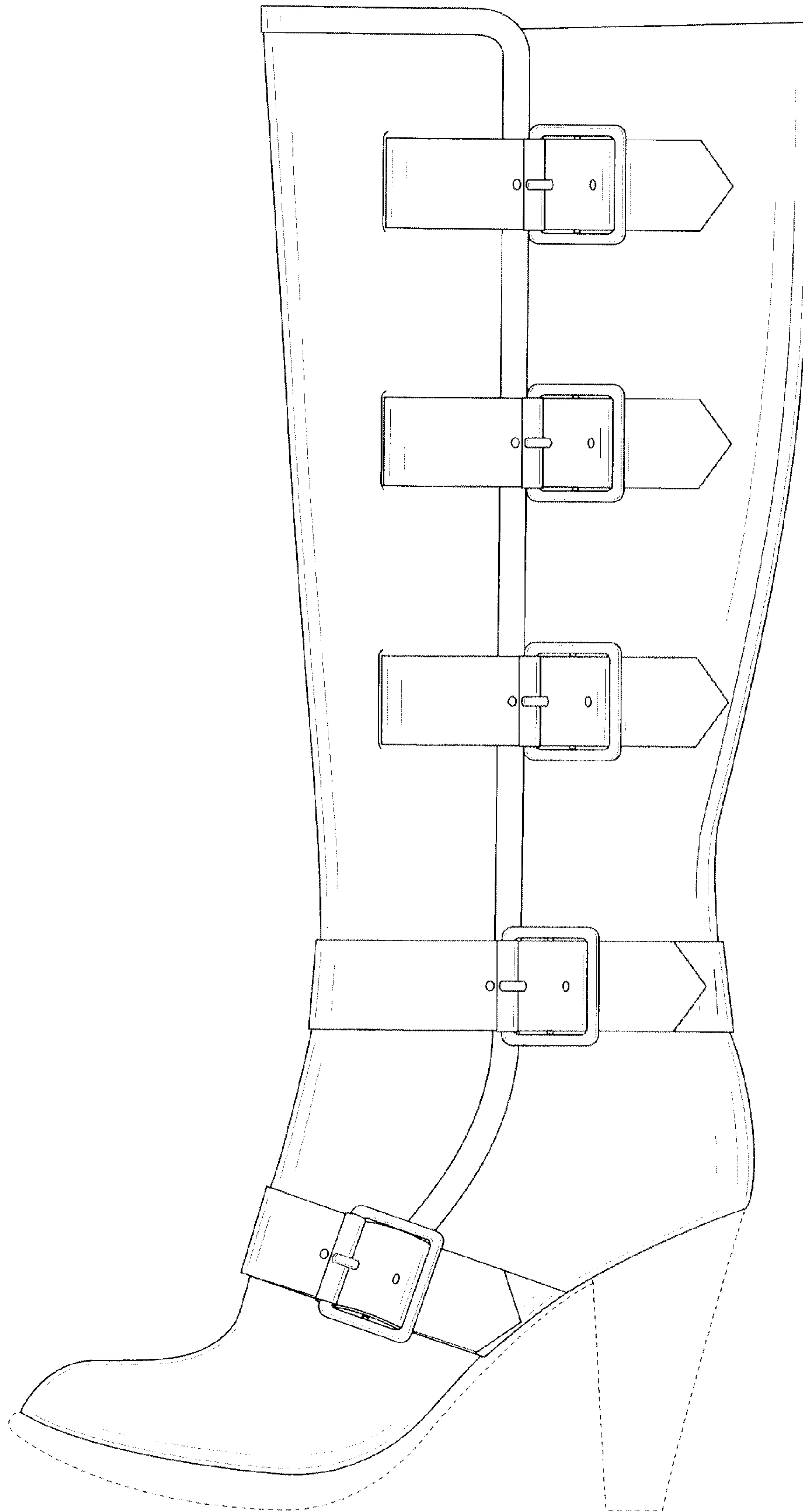


FIG. 3

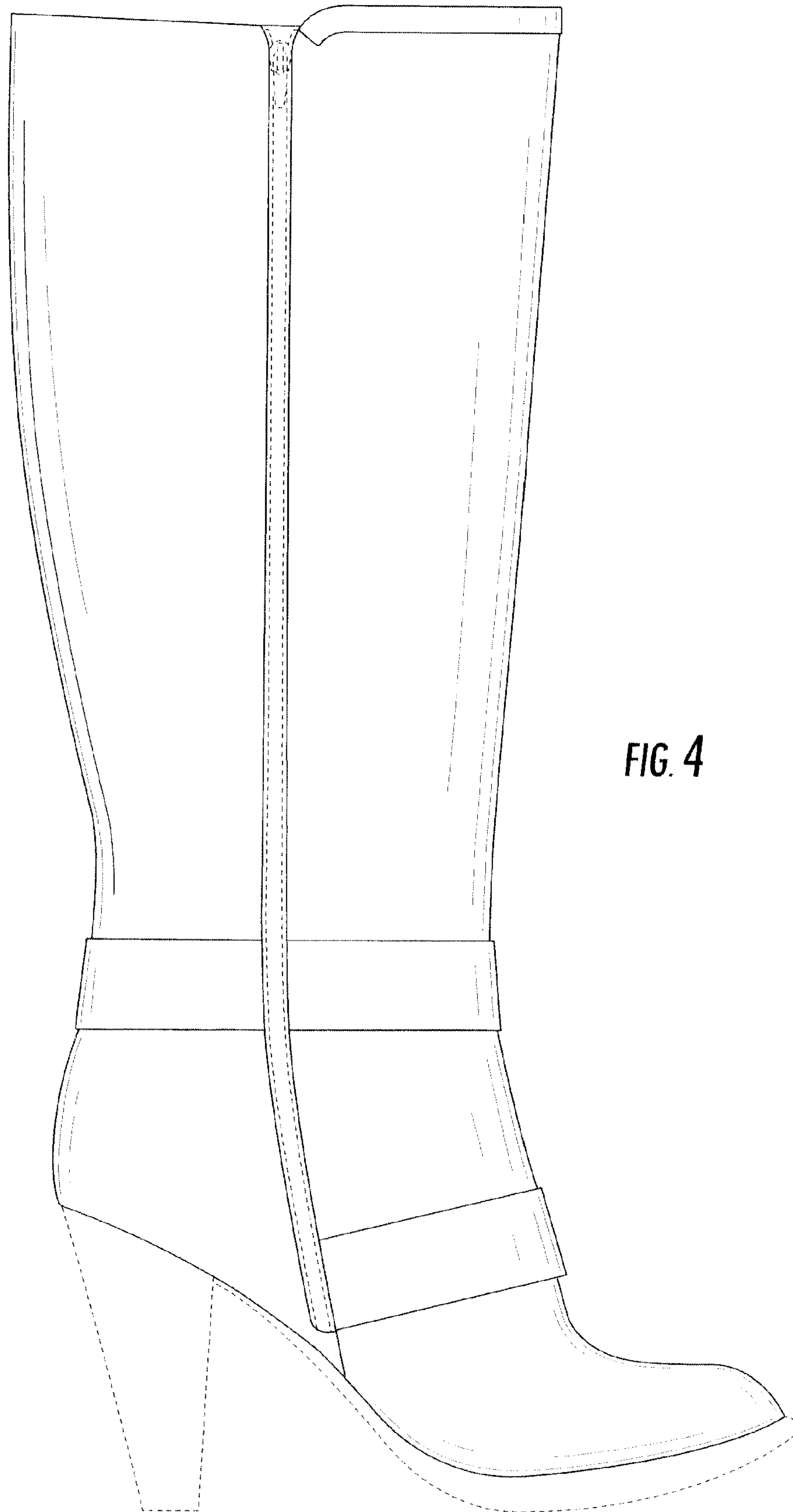


FIG. 4

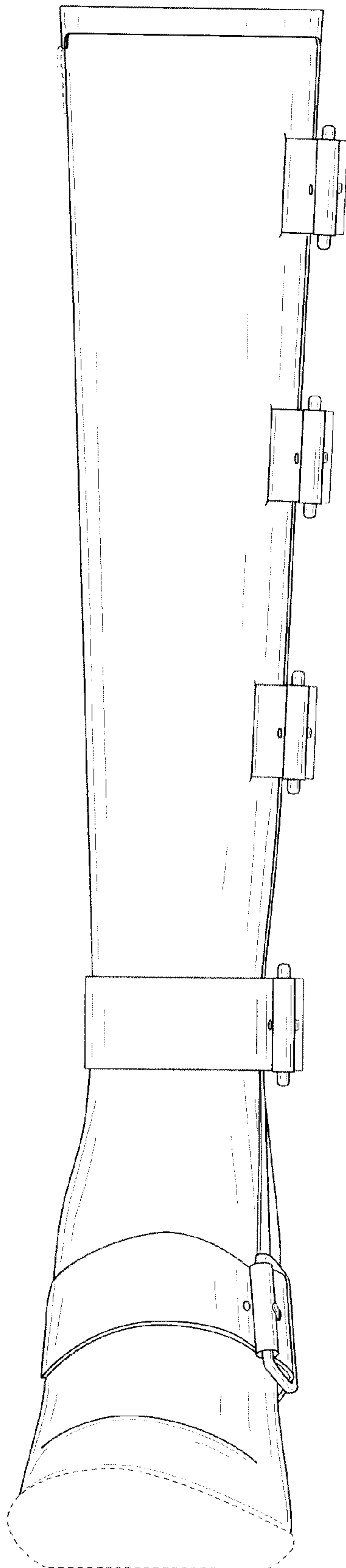


FIG. 5

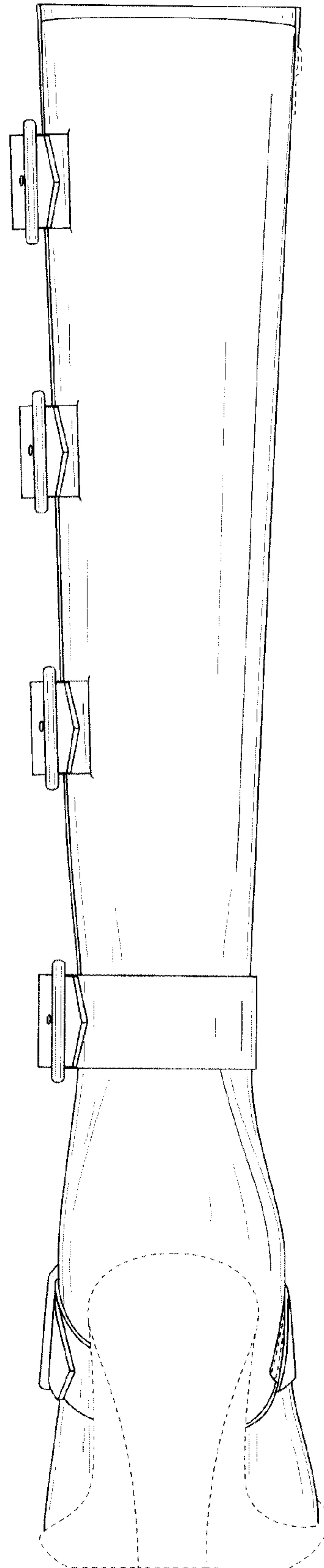


FIG. 6