



US00D625093S

(12) **United States Design Patent**
Lidtke

(10) **Patent No.:** **US D625,093 S**

(45) **Date of Patent:** **** Oct. 12, 2010**

(54) **SHOE INSERT**

(75) Inventor: **Roy H. Lidtke**, Elberon, IA (US)

(73) Assignee: **Rikco International, LLC**, Mequon, WI (US)

(**) Term: **14 Years**

(21) Appl. No.: **29/353,455**

(22) Filed: **Jan. 8, 2010**

(51) **LOC (9) Cl.** **02-04**

(52) **U.S. Cl.** **D2/961**

(58) **Field of Classification Search** D2/914,
D2/946, 947, 951, 952, 954, 960-962; 36/43,
36/44, 71, 88, 91-94, 100, 101, 126, 136,
36/145, 154, 173

See application file for complete search history.

(56) **References Cited**

U.S. PATENT DOCUMENTS

4,977,691	A	*	12/1990	Orchard, 3rd	36/44
D453,612	S	*	2/2002	White	D2/949
D474,589	S	*	5/2003	Dykes	D2/961
D497,470	S	*	10/2004	Crewdson et al.	D2/961
D497,472	S	*	10/2004	Vasyli	D2/961
D497,473	S	*	10/2004	Martinez	D2/961
D498,577	S	*	11/2004	Crewdson et al.	D2/961
D515,293	S	*	2/2006	Maguire	D2/961
D543,680	S	*	6/2007	Dean et al.	D2/961
D551,437	S	*	9/2007	Hung	D2/961
D553,335	S	*	10/2007	Amado et al.	D2/956

D575,039	S	*	8/2008	Amado et al.	D2/947
D578,285	S	*	10/2008	Vasyli et al.	D2/961
D588,348	S	*	3/2009	Elliott et al.	D2/961
D592,390	S	*	5/2009	Feldman et al.	D2/961
D595,943	S	*	7/2009	Cai et al.	D2/961
D601,786	S	*	10/2009	Avent et al.	D2/961
D604,033	S	*	11/2009	Feldman	D2/961

* cited by examiner

Primary Examiner—Stella M Reid

Assistant Examiner—Keli L. Hill

(74) *Attorney, Agent, or Firm*—Reinhart Boerner Van Deuren P.C.

(57) **CLAIM**

I claim the ornamental design for the shoe insert, as shown and described.

DESCRIPTION

FIG. 1 is a perspective view of the shoe insert;

FIG. 2 is a top view thereof;

FIG. 3 is a bottom view thereof;

FIG. 4 is a side view thereof;

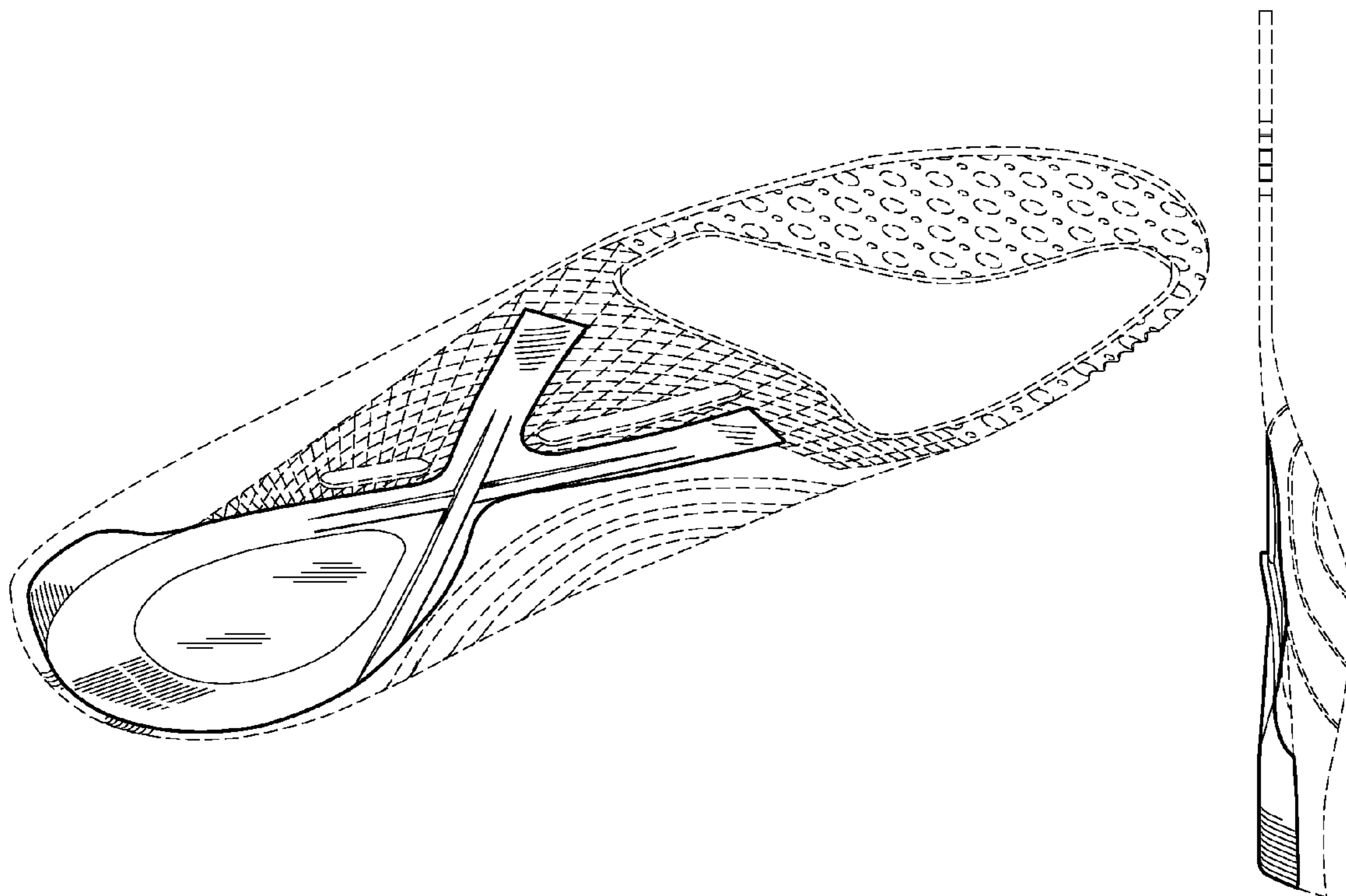
FIG. 5 is a side view thereof showing the side opposite that shown in FIG. 4;

FIG. 6 is a front view thereof; and,

FIG. 7 is a back view thereof.

The broken lines represent the portions of the design that form no part of the claim.

1 Claim, 4 Drawing Sheets



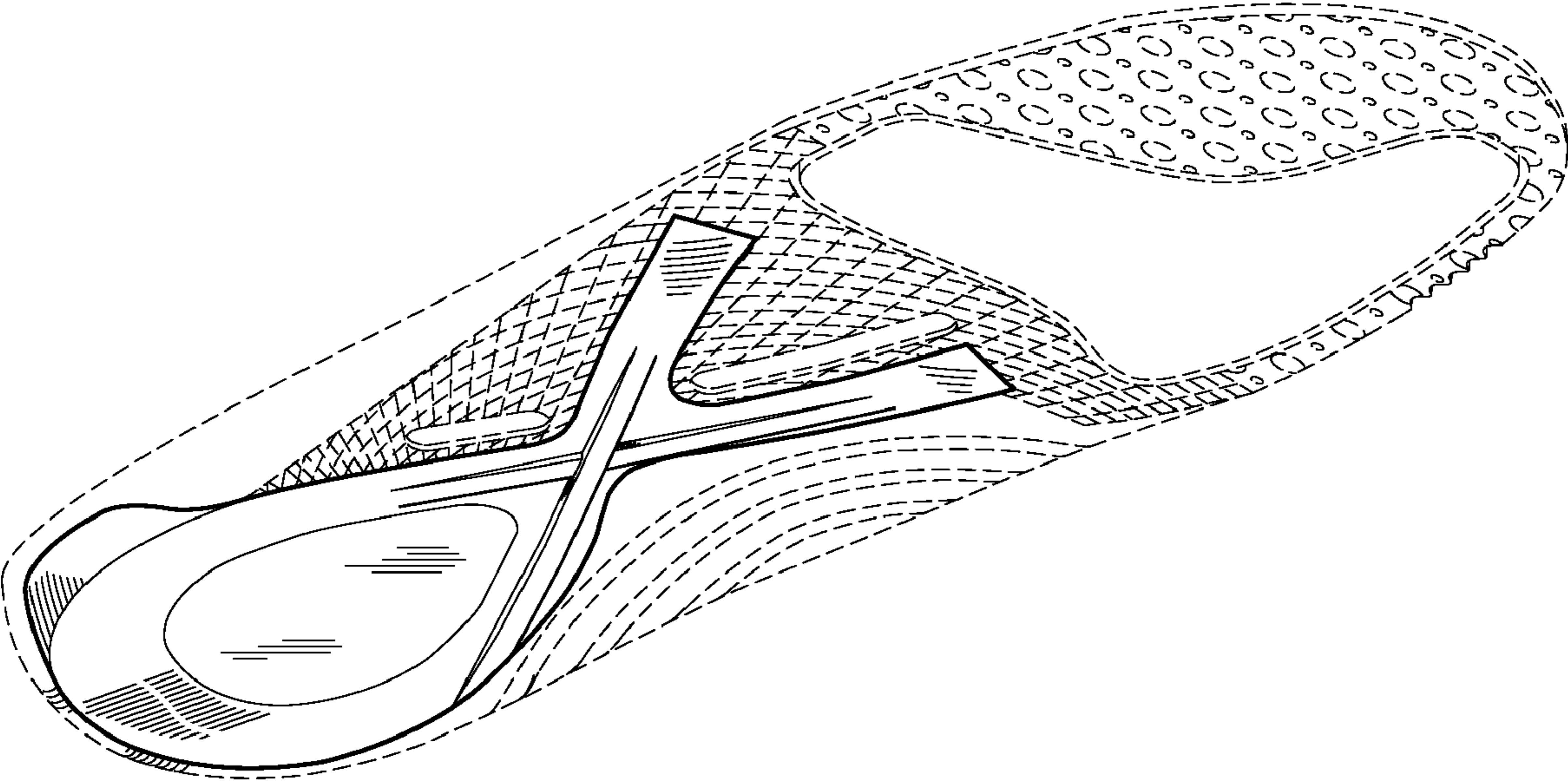


FIG. 1

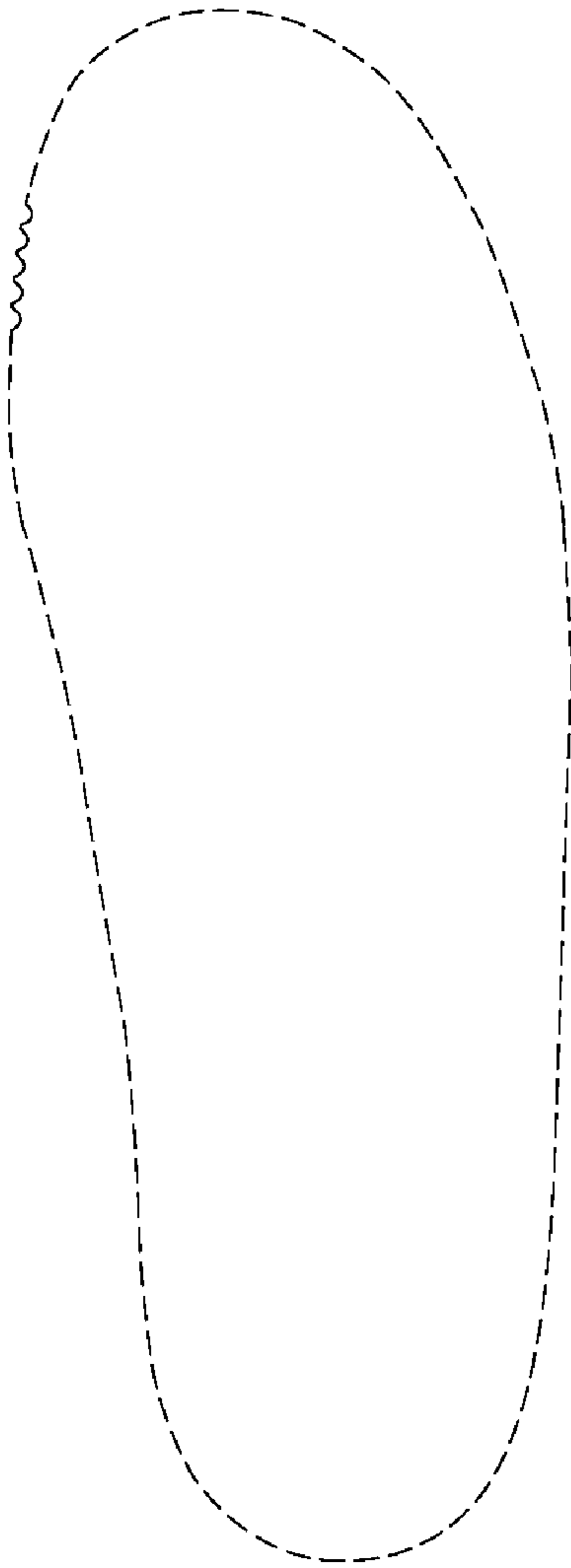


FIG. 2

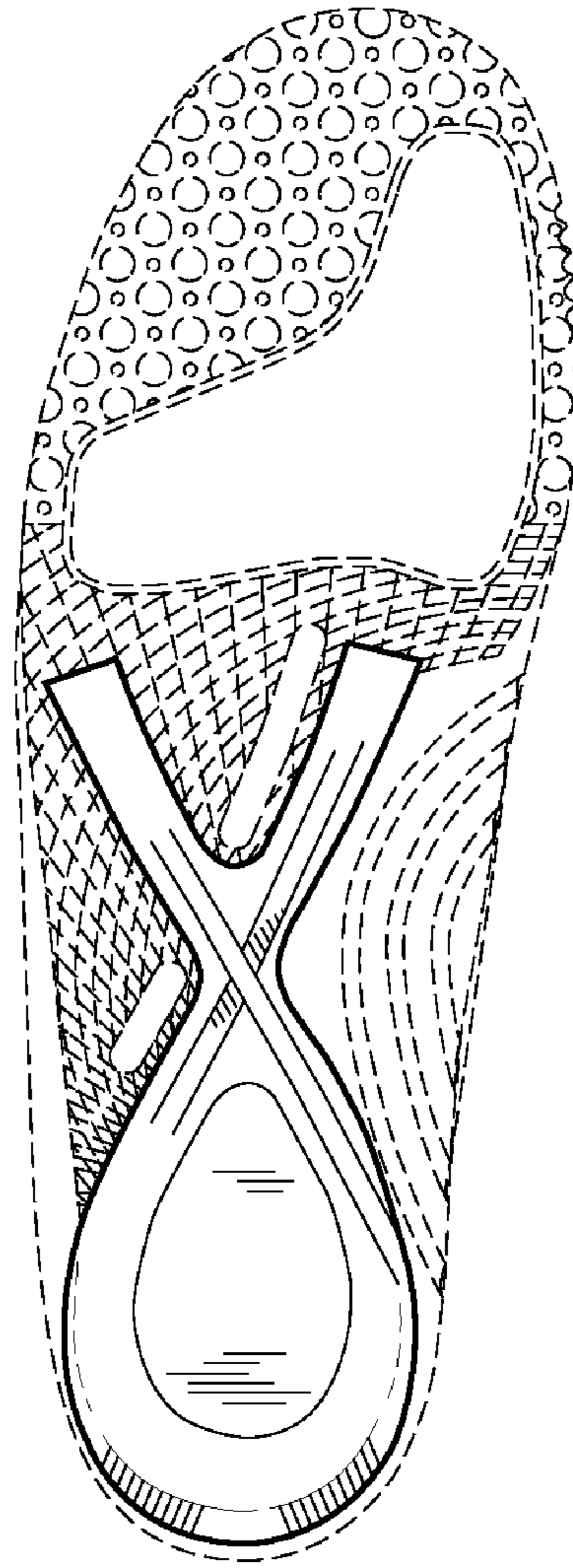


FIG. 3



FIG. 4



FIG. 5




FIG. 6

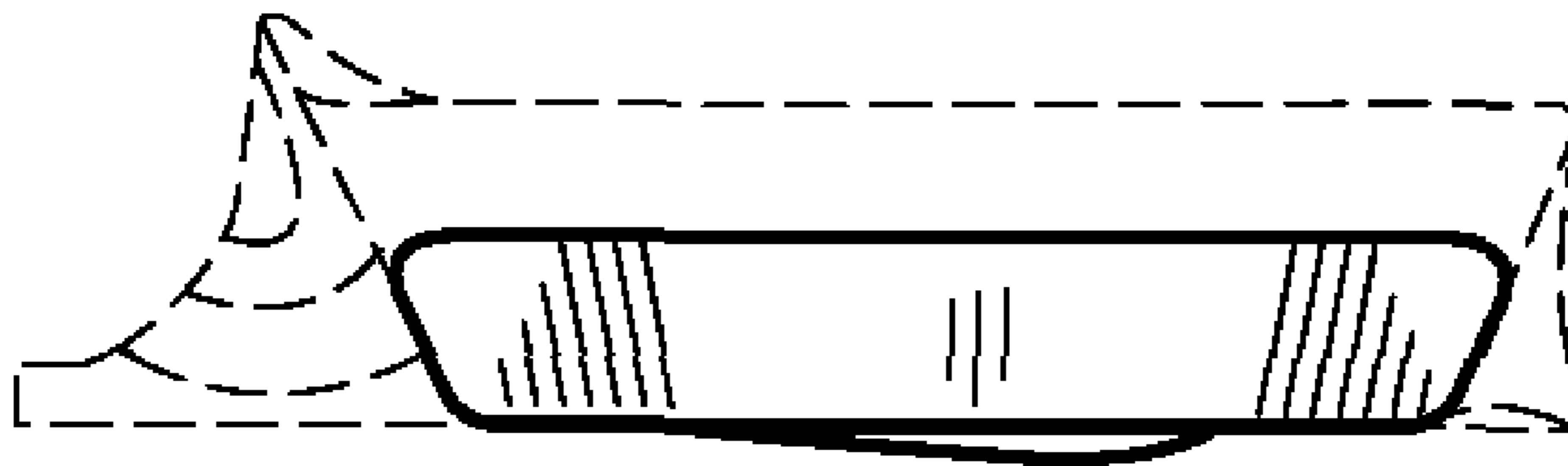


FIG. 7