



US00D625085S

(12) **United States Design Patent**
Frase et al.

(10) **Patent No.:** **US D625,085 S**

(45) **Date of Patent:** **** Oct. 12, 2010**

(54) **CUFF FOR BOOT**

(76) Inventors: **Nancy Frase**, 9270 Marymont Park, San Antonio, TX (US) 78217; **Lori P. Wilson**, 5004 Valburn Ct., Austin, TX (US) 78731

(**) Term: **14 Years**

(21) Appl. No.: **29/362,090**

(22) Filed: **May 19, 2010**

(51) **LOC (9) Cl.** **02-04**

(52) **U.S. Cl.** **D2/901**

(58) **Field of Classification Search** D2/897, D2/901, 910-913, 946, 970, 971, 978; 36/2 R, 36/7.2, 7.3, 7.1 R, 100, 101, 45, 1; 2/61, 2/242, 239, 162, 270, 59; D24/190, 192
See application file for complete search history.

(56) **References Cited**

U.S. PATENT DOCUMENTS

560,831	A *	5/1896	Barroll	2/242
571,918	A *	11/1896	Pinger et al.	2/242
743,625	A *	11/1903	Douglas	2/242
D63,596	S *	12/1923	Wulsin	D2/901
D64,015	S *	2/1924	Meyers	D2/901
2,414,845	A *	1/1947	Wulsin	2/270
3,304,629	A *	2/1967	Meyers	36/7.2
D209,385	S *	11/1967	Kay	D2/858
3,435,544	A *	4/1969	Lish	36/2 R
4,389,734	A *	6/1983	Franz et al.	2/59
D292,444	S *	10/1987	Pankopf	D2/901
4,771,553	A *	9/1988	Smithdeal	36/1
5,249,310	A *	10/1993	Forte	2/239
5,501,022	A *	3/1996	Cohn	36/2 R
D374,764	S *	10/1996	Penn	D2/980

D386,287	S *	11/1997	Graves	D2/901
6,209,141	B1 *	4/2001	Adeli	2/239
6,651,257	B2 *	11/2003	Smith	2/239
D505,777	S *	6/2005	Dunlap	D2/901
D546,529	S *	7/2007	Myskiw	D2/901
7,302,711	B1 *	12/2007	Tanenbaum	2/162
7,428,787	B2 *	9/2008	Crowley, II et al.	36/2 R
D598,642	S	8/2009	Plumert		

OTHER PUBLICATIONS

Donna Salyer's Fabulous Furs, Fabulous Faux Fur Boot-Toppers, <http://fabulousfurs.com/product.asp?pn=11950>.

* cited by examiner

Primary Examiner—Robert M Spear
Assistant Examiner—Rashida C McCoy

(57) **CLAIM**

The ornamental design for a cuff for boot, as shown and described.

DESCRIPTION

FIG. 1 is a front elevational view of a cuff for boot showing my new design;

FIG. 2 is a rear elevational view thereof;


FIG. 3 is a side view, taken from the right side of FIG. 1, the left side view being a mirror image thereof;

FIG. 4 is a top plan view thereof; and,

FIG. 5 is a bottom plan view thereof.

The evenly spaced broken lines shown on the surface of the claim represent unclaimed stitching; the dash-dot-dot-dash broken lines showing a boot in FIG. 3 represent environment. The broken lines form no part of my claimed design.

1 Claim, 3 Drawing Sheets






FIG. 1

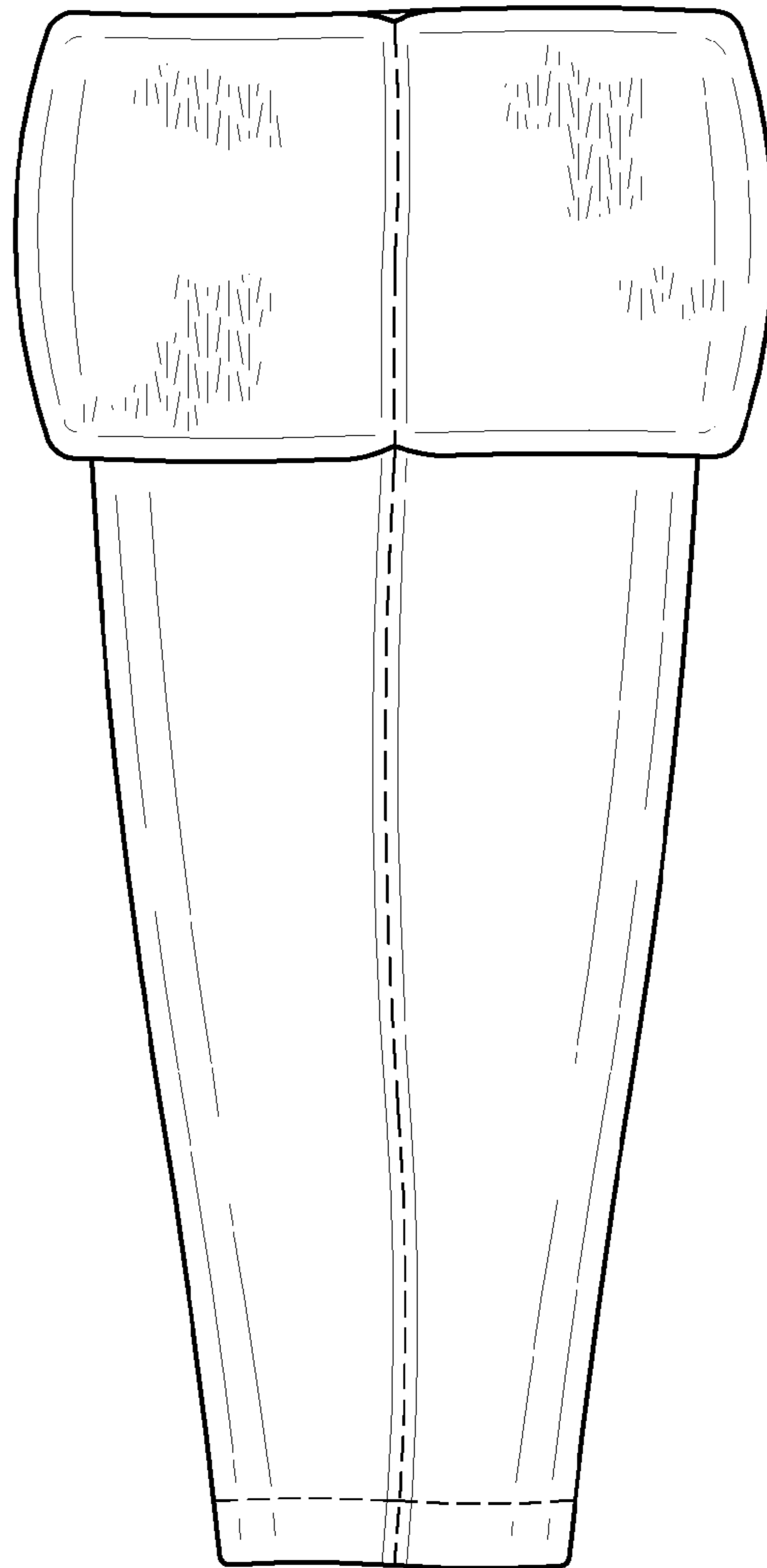


FIG. 2

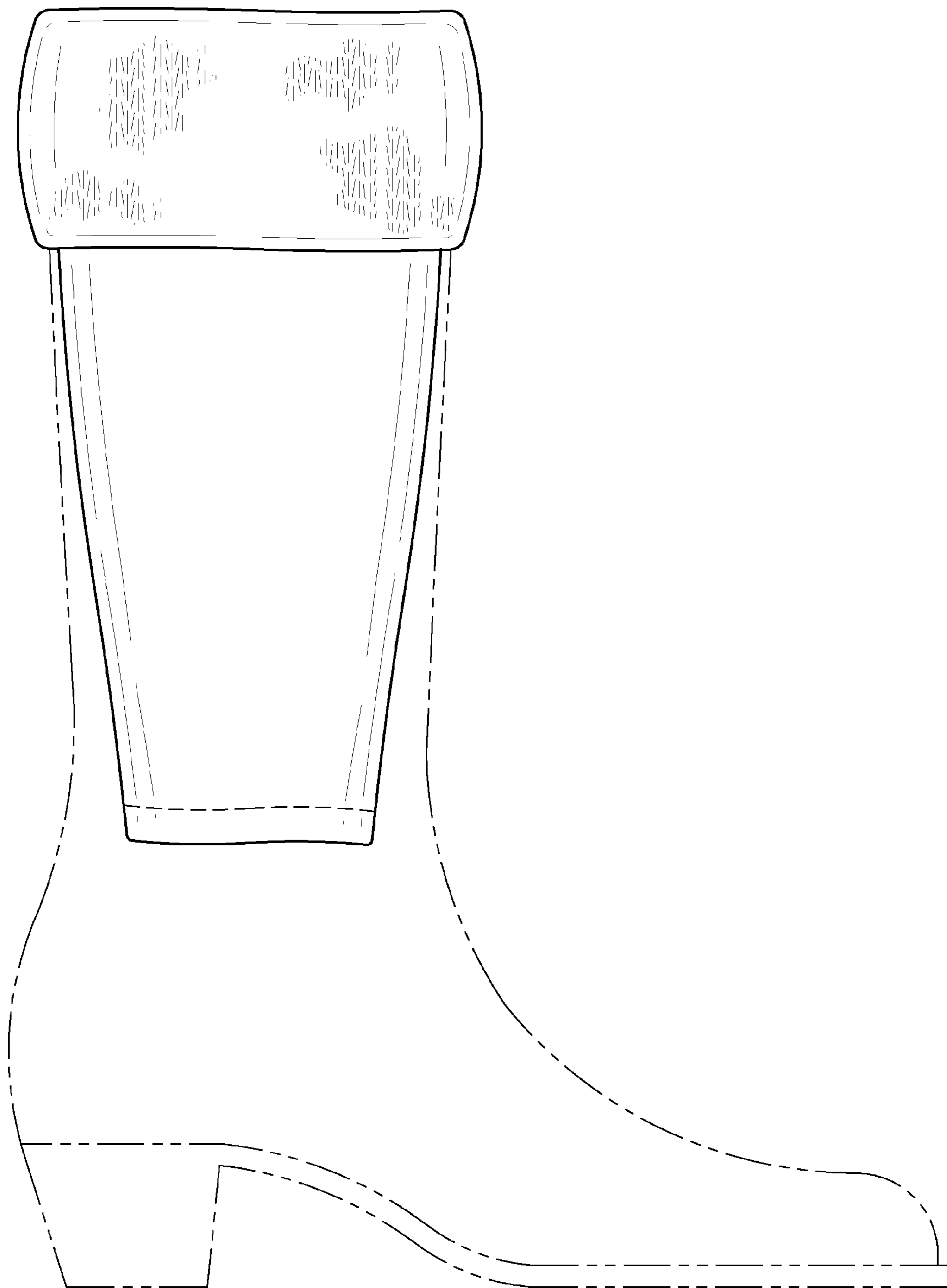


FIG. 3

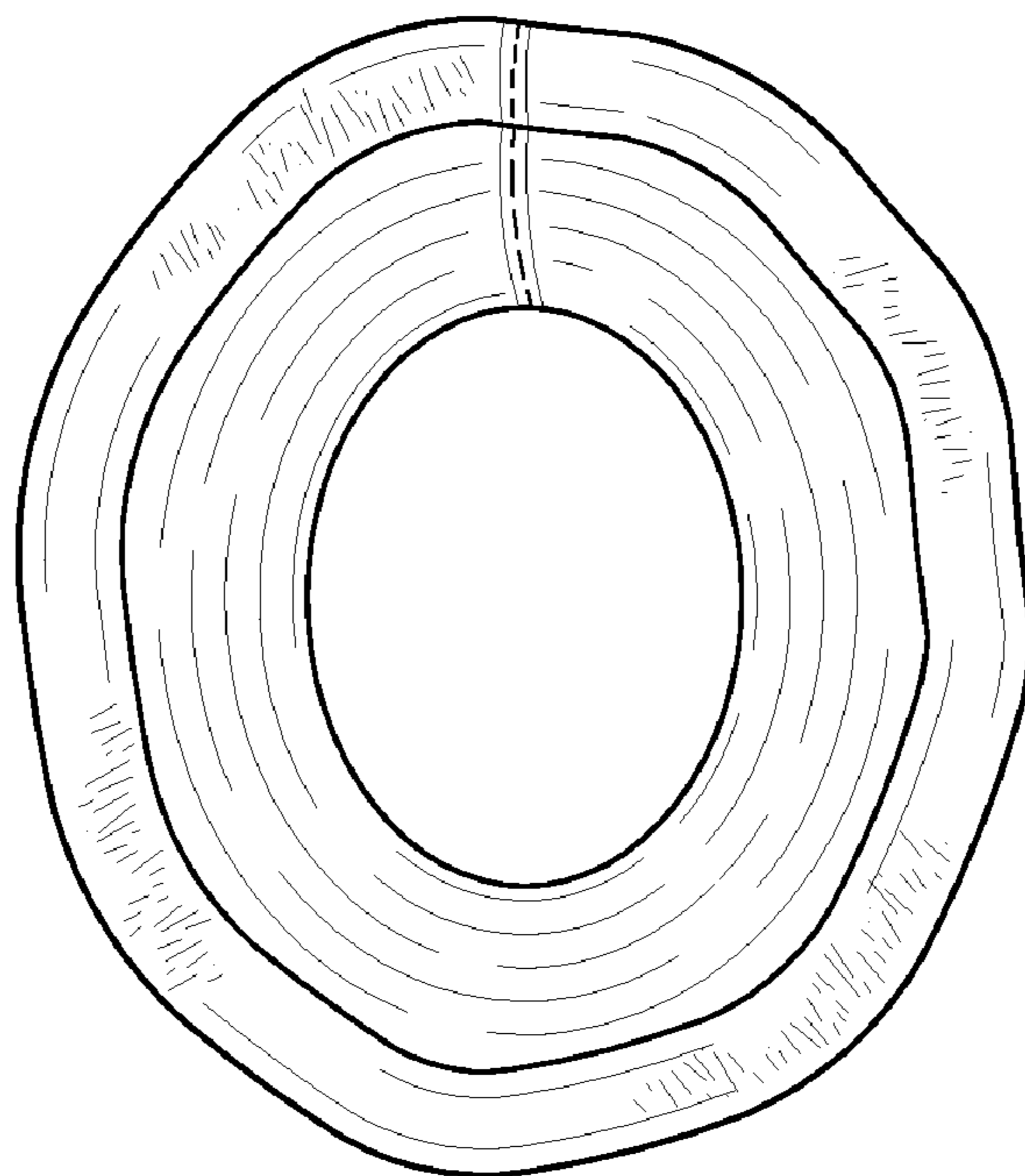


FIG. 4

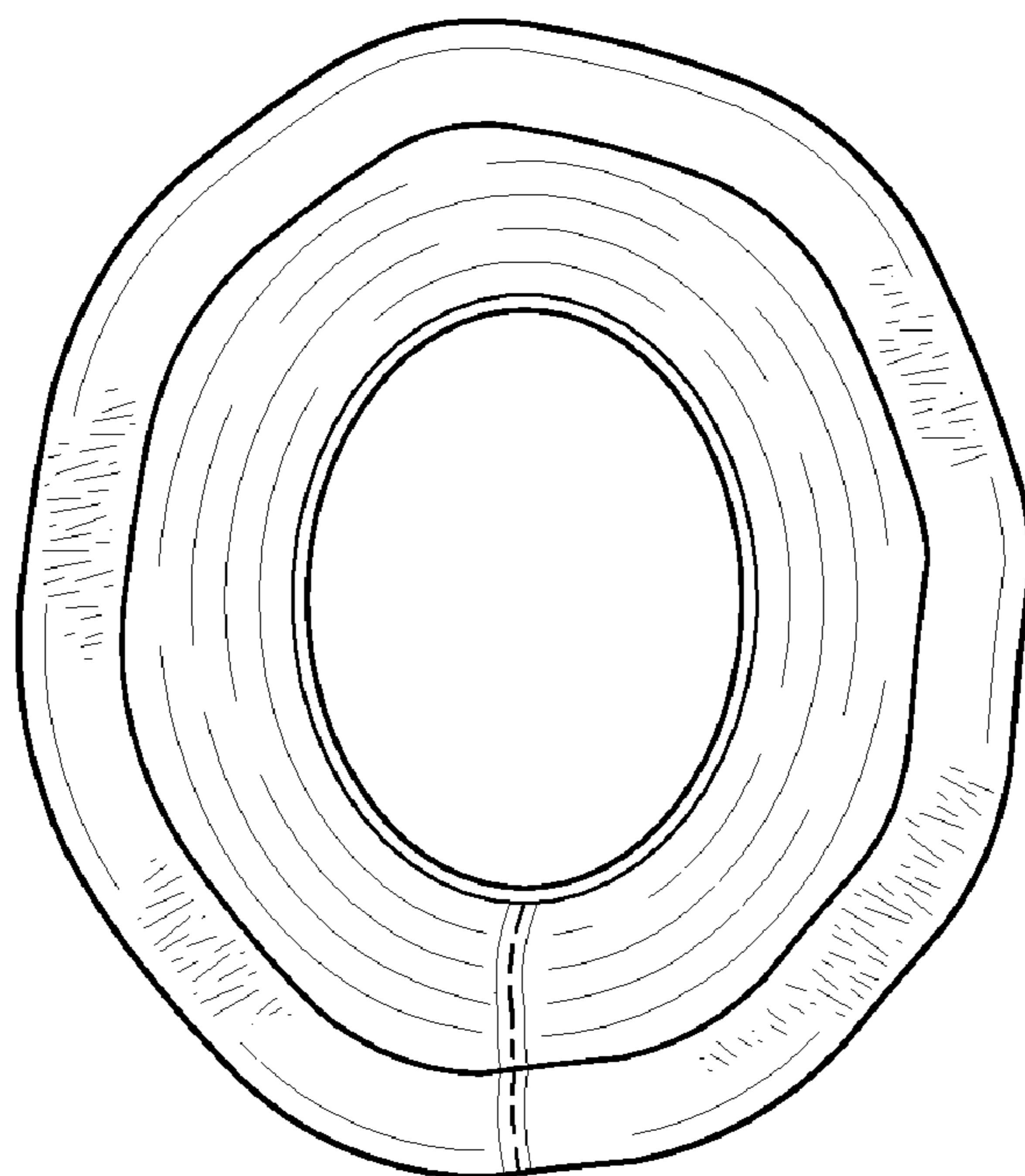


FIG. 5