



US00D625084S

(12) **United States Design Patent**
Plekker

(10) **Patent No.:** **US D625,084 S**

(45) **Date of Patent:** **** Oct. 12, 2010**

(54) **HEAD WRAP**

(76) **Inventor:** **Elizabeth Ann Plekker**, 124 Blackthorn Dr., Butler, PA (US) 16002

(**) **Term:** **14 Years**

(21) **Appl. No.:** **29/348,725**

(22) **Filed:** **Feb. 1, 2010**

(51) **LOC (9) Cl.** **02-03**

(52) **U.S. Cl.** **D2/894**

(58) **Field of Classification Search** D2/865, D2/866, 871, 874, 875, 877, 894, 895; D24/191; D28/41; 2/171, 181, 181.2, 181.4, 181.6, 2/181.8, 182.1, 182.3, 182.4, 182.5, 182.6, 2/182.7, 182.8, 174, 207, 209.4, DIG. 11
See application file for complete search history.

(56) **References Cited**

U.S. PATENT DOCUMENTS

113,748	A *	4/1871	Dexter	2/207
D25,375	S *	4/1896	Beck	D2/865
733,603	A *	7/1903	Steinborg	2/203
975,582	A *	11/1910	Swindell	2/182.2
993,257	A *	5/1911	Kopp	2/175.3
D41,484	S *	6/1911	Richardot	D2/880
1,043,152	A *	11/1912	Seely	2/200.3
D46,899	S *	2/1915	Guinzburg	D2/867
1,234,828	A *	7/1917	Tramana	2/171.01
1,399,523	A *	12/1921	Sable	2/203
1,653,181	A *	12/1927	Karger	66/171
1,896,060	A *	1/1933	Colby	428/28
D90,846	S *	10/1933	Hamilton	D28/41
1,991,982	A *	2/1935	Hodges	2/174
D114,880	S *	5/1939	Feintuck	D2/871
D131,419	S *	2/1942	Hogg	D2/865
D150,773	S *	8/1948	Johnson	D2/869
D173,167	S *	10/1954	Neerup	D28/41
2,994,090	A *	8/1961	Ostwald	2/182.1
4,394,782	A *	7/1983	Wasson	2/181
D277,330	S *	1/1985	Wasson	D2/877
D317,525	S *	6/1991	Wiegel	D2/894
D374,114	S *	10/1996	Arroyo et al.	D2/866
D378,627	S *	4/1997	O'Brien	D2/889

5,640,721	A *	6/1997	Jackson	2/171
D390,552	S	2/1998	Ronzani	
5,720,049	A *	2/1998	Clutton	2/207
D396,940	S	8/1998	Clegg	
5,806,535	A *	9/1998	Becker	132/54
5,822,798	A	10/1998	Baxley	
D402,091	S	12/1998	Bratcher	
D402,302	S	12/1998	Ferro	
D404,891	S	2/1999	Clegg	
D412,976	S	8/1999	Westerdal	
5,963,989	A *	10/1999	Robertson	2/411

(Continued)

Primary Examiner—Elizabeth A Albert
Assistant Examiner—Karen E Eldridge Powers
(74) *Attorney, Agent, or Firm*—Suzanne Kikel

(57) **CLAIM**

I claim the ornamental design for a head wrap, as shown and described.

DESCRIPTION

FIG. 1 is a perspective front view of a head wrap according to a first embodiment of the invention showing my new design with a front portion pointing upwardly, while being worn.

FIG. 2 is a perspective front view of the head wrap of FIG. 1 while being worn, but with the front portion folded downwardly.

FIG. 3 is a front elevational view of the head wrap of FIG. 1 in a flattened state.

FIG. 4 is a rear elevational view thereof.

FIG. 5 is a left side elevational view thereof.

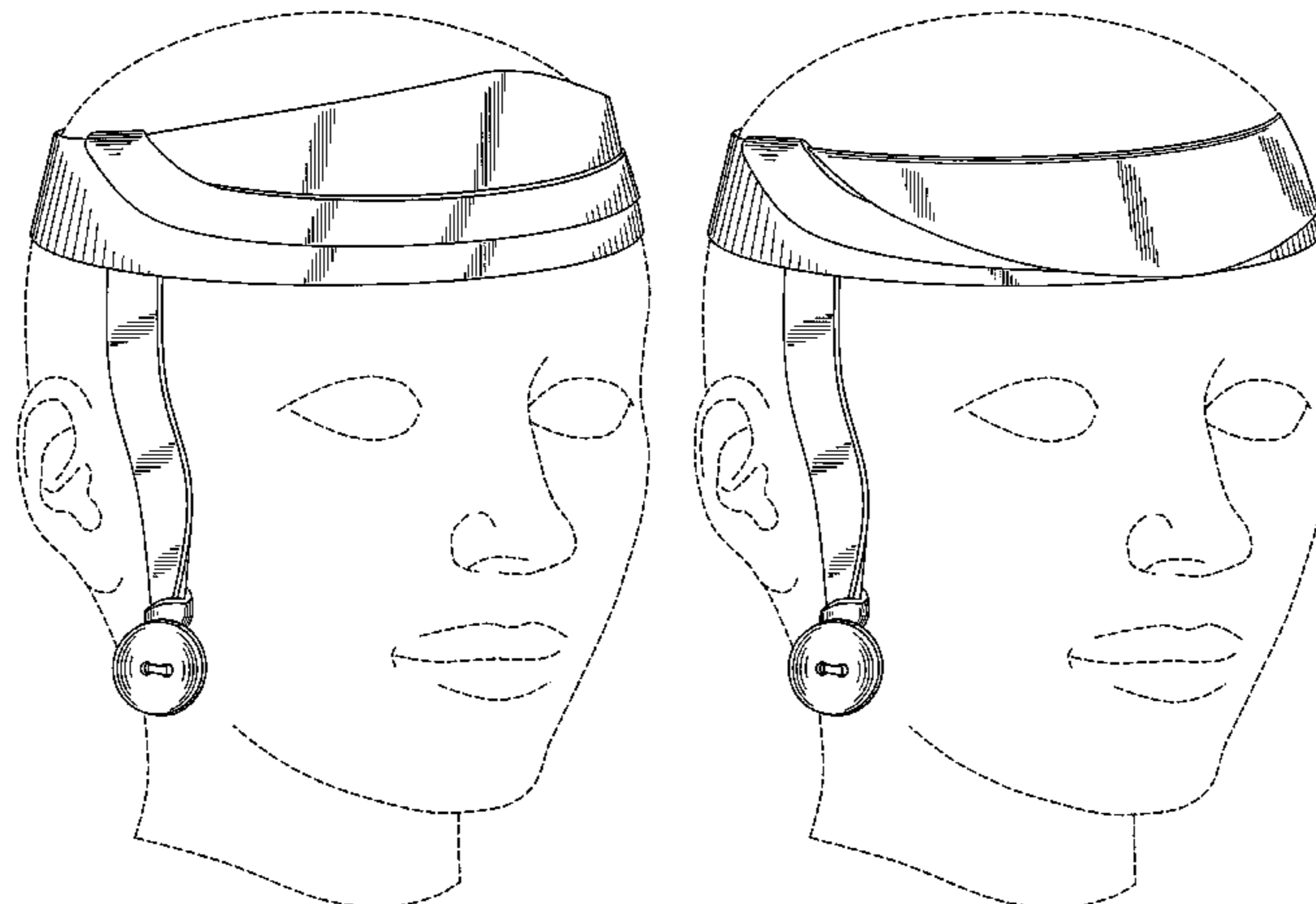
FIG. 6 is right side elevational view thereof.

FIG. 7 is a top plan view thereof; and,

FIG. 8 is a bottom plan view thereof.

The broken line showing of the human form in FIGS. 1 and 2 is to illustrate the design as it appears when being worn, and forms no part of the claim.

1 Claim, 3 Drawing Sheets



US D625,084 S

Page 2

U.S. PATENT DOCUMENTS

6,066,371 A *	5/2000	Zehetner	428/28	D481,198 S	10/2003	McKnight	
D447,281 S *	8/2001	Maturaporn	D28/41	D483,525 S	12/2003	Wilbon	
D454,412 S	3/2002	Riley		D485,969 S *	2/2004	Wade	D2/894
6,353,936 B2	3/2002	Flatt		6,971,122 B2	12/2005	Sanchez	
D458,004 S	6/2002	Magdziak-Hautala		7,096,511 B2	8/2006	Cohen	
D475,140 S	5/2003	Anderson		7,165,272 B2	1/2007	Hudson et al.	
6,567,991 B1 *	5/2003	Holslag et al.	2/181.4	D537,984 S	3/2007	Studle et al.	
RE38,160 E *	7/2003	Soergel	D2/866	D580,129 S *	11/2008	Kimball	D2/889

* cited by examiner

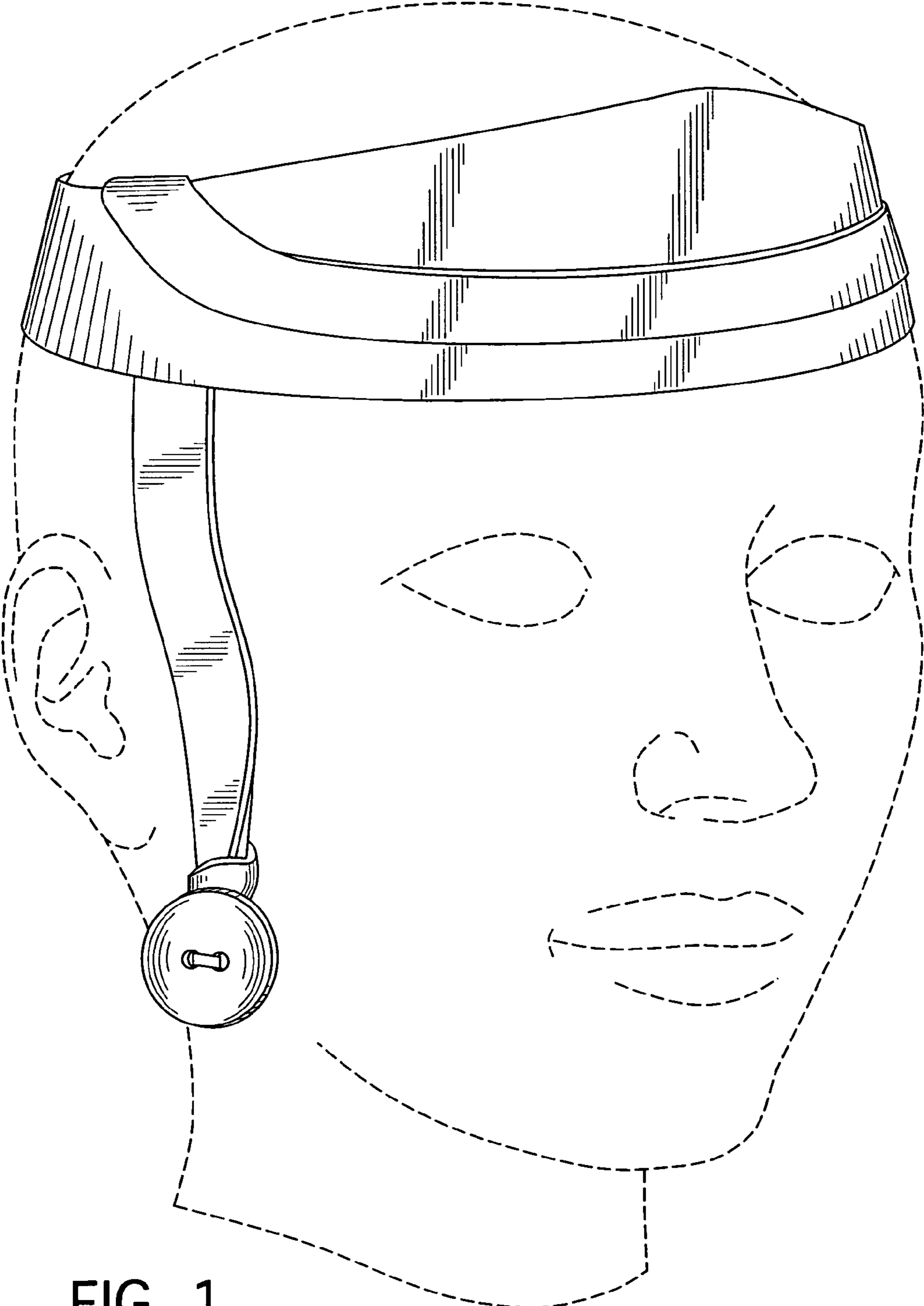


FIG. 1

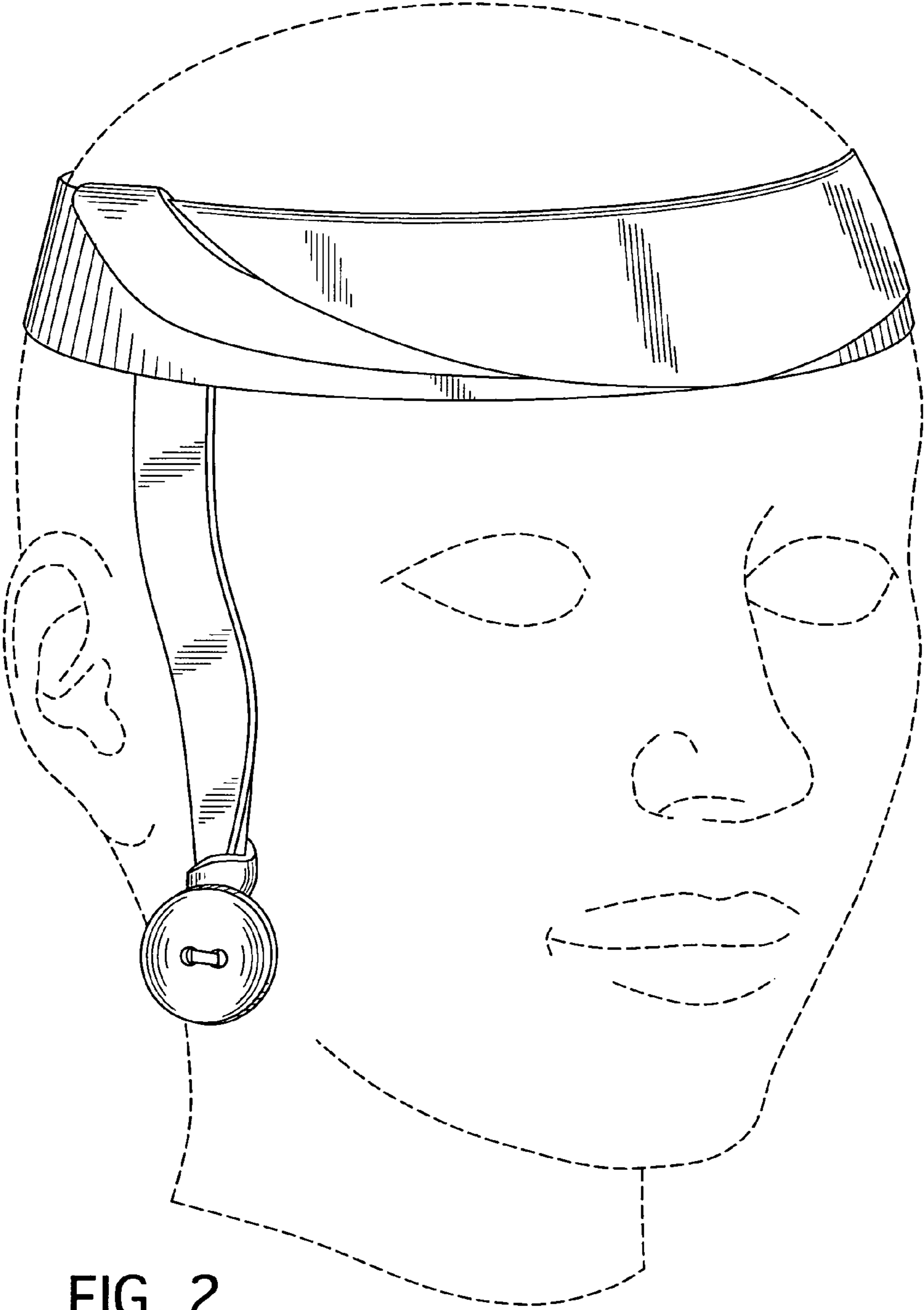


FIG. 2

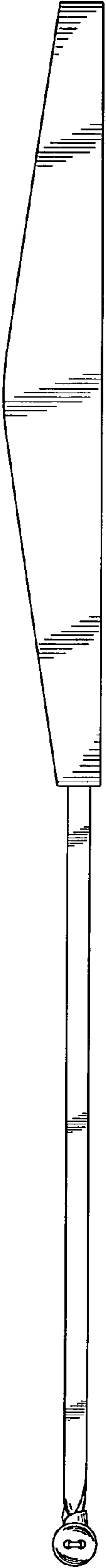


FIG. 3

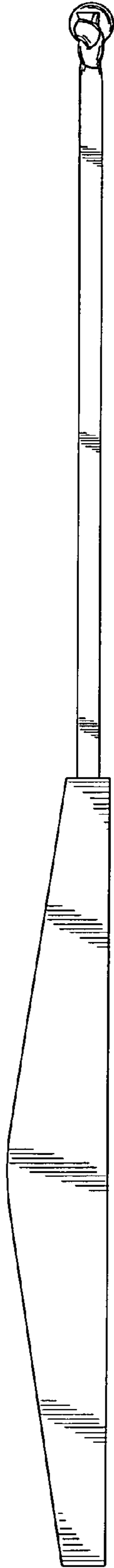


FIG. 4

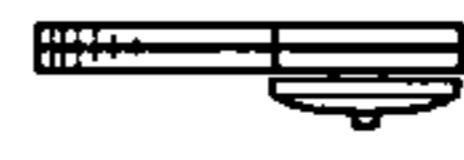


FIG. 5

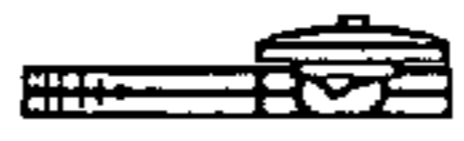


FIG. 6



FIG. 7



FIG. 8