



US00D625075S

(12) **United States Design Patent**
Grooms

(10) **Patent No.:** **US D625,075 S**

(45) **Date of Patent:** **** Oct. 5, 2010**

(54) **SOLDIER'S PRAYER AND CREED
DECORATIVE MEMORABILIA ITEM**

(76) **Inventor:** **John Grooms**, 841 Washington Ave.,
Newport, KY (US) 41071

(**) **Term:** **14 Years**

(21) **Appl. No.:** **29/304,034**

(22) **Filed:** **Feb. 22, 2008**

(51) **LOC (9) Cl.** **03-01**

(52) **U.S. Cl.** **D99/25**

(58) **Field of Classification Search** D11/131,
D11/132, 133, 135, 172, 175; D99/15, 17,
D99/23, 25, 30, 34, 37; D6/300, 302, 303;
40/661.02, 642.02, 643, 718, 626, 661, 776,
40/904, 714, 584; 312/114; D9/418, 667,
D9/669; 428/13, 14, 913.3, 542.2

See application file for complete search history.

(56) **References Cited**

U.S. PATENT DOCUMENTS

D4,565 S	1/1871	Tiftt	
RE7,178 E	6/1876	Duff	
D52,020 S *	5/1918	Croyan	D11/175
D55,273 S	5/1920	Huebsch	
D56,330 S	10/1920	Adler	
D139,081 S	10/1944	Hambrock	
D244,368 S *	5/1977	Dean	D11/140
D271,168 S *	11/1983	Antonczyk	D6/300
D317,671 S *	6/1991	Skaggs et al.	D99/34
D320,364 S *	10/1991	Hernandez	D11/131
5,118,171 A	6/1992	Ortiz	
D335,784 S *	5/1993	Guilfoil, Sr.	D6/470
D348,233 S *	6/1994	Crowley	D11/132
5,433,980 A *	7/1995	Auld et al.	428/13
5,502,912 A *	4/1996	LeBoff et al.	40/643
D370,568 S *	6/1996	Wynne	D6/306
D390,322 S *	2/1998	Weiss	D99/17
D394,959 S *	6/1998	Kwan	D6/314

D399,170 S	10/1998	Spinelli et al.	
D475,168 S *	5/2003	Post	D99/25
D479,763 S *	9/2003	Miller	D99/25
D496,876 S *	10/2004	Kalas	D11/133
D540,712 S	4/2007	Simmons	

* cited by examiner

Primary Examiner—Paula Greene

(74) *Attorney, Agent, or Firm*—Wood, Herron & Evans, LLP

(57) **CLAIM**

The ornamental design for a soldier's prayer and creed decorative memorabilia item, as shown and described.

DESCRIPTION

FIG. 1 is a front elevational view of a soldier's prayer and creed decorative memorabilia item showing my new design;

FIG. 2 is a rear elevational view thereof, the broken lines form no part of the claimed design;

FIG. 3 is an alternate rear view;

FIG. 4 is a top plan view thereof, the bottom plan view is a mirror image;

FIG. 5 is a right side elevational view thereof, the left side elevational view is a mirror image;

FIG. 6 is a front elevational view of a second embodiment of a soldier's prayer and creed decorative memorabilia item showing my new design;

FIG. 7 is a rear elevational view thereof, the broken lines form no part of the claimed design;

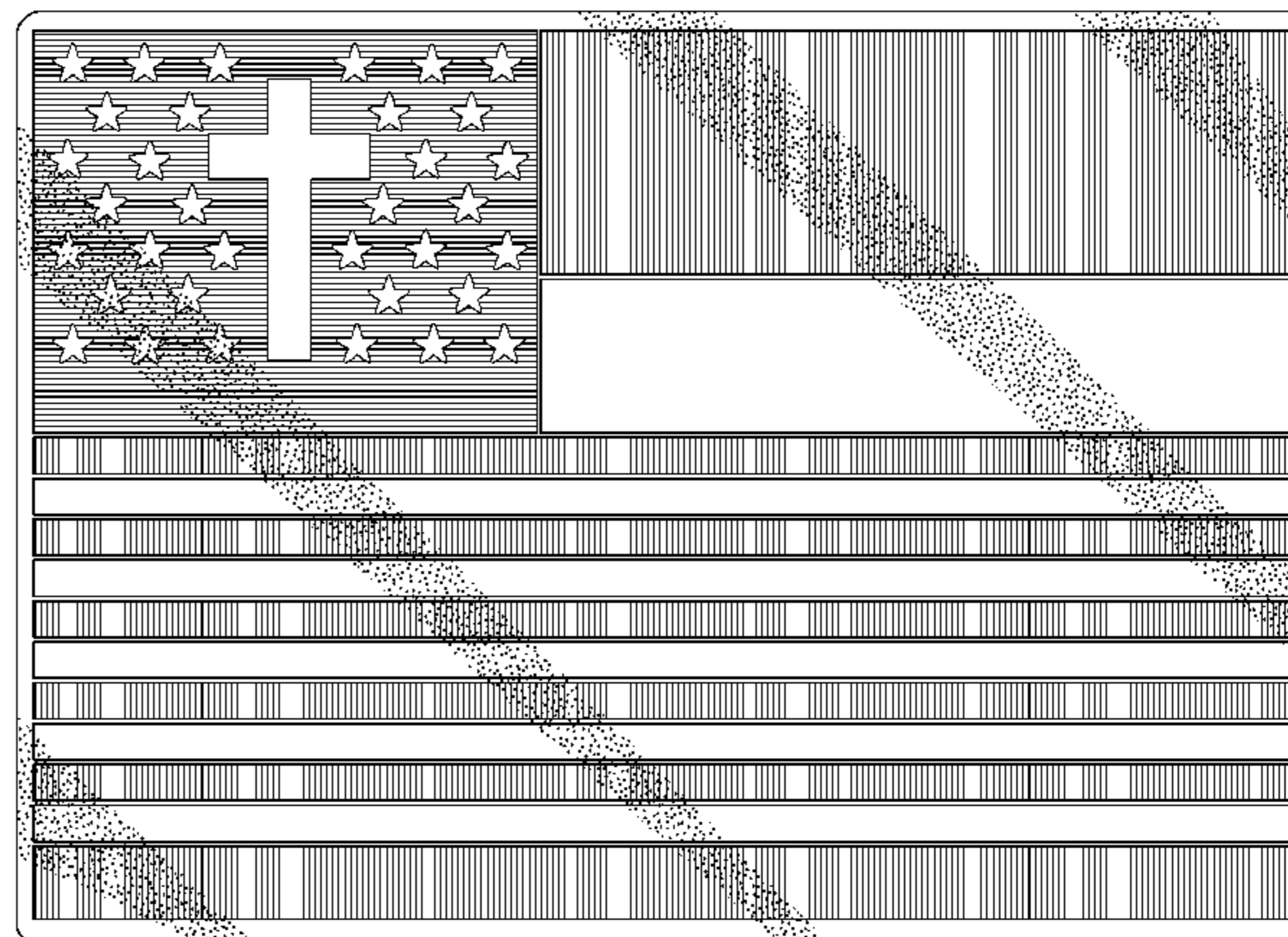
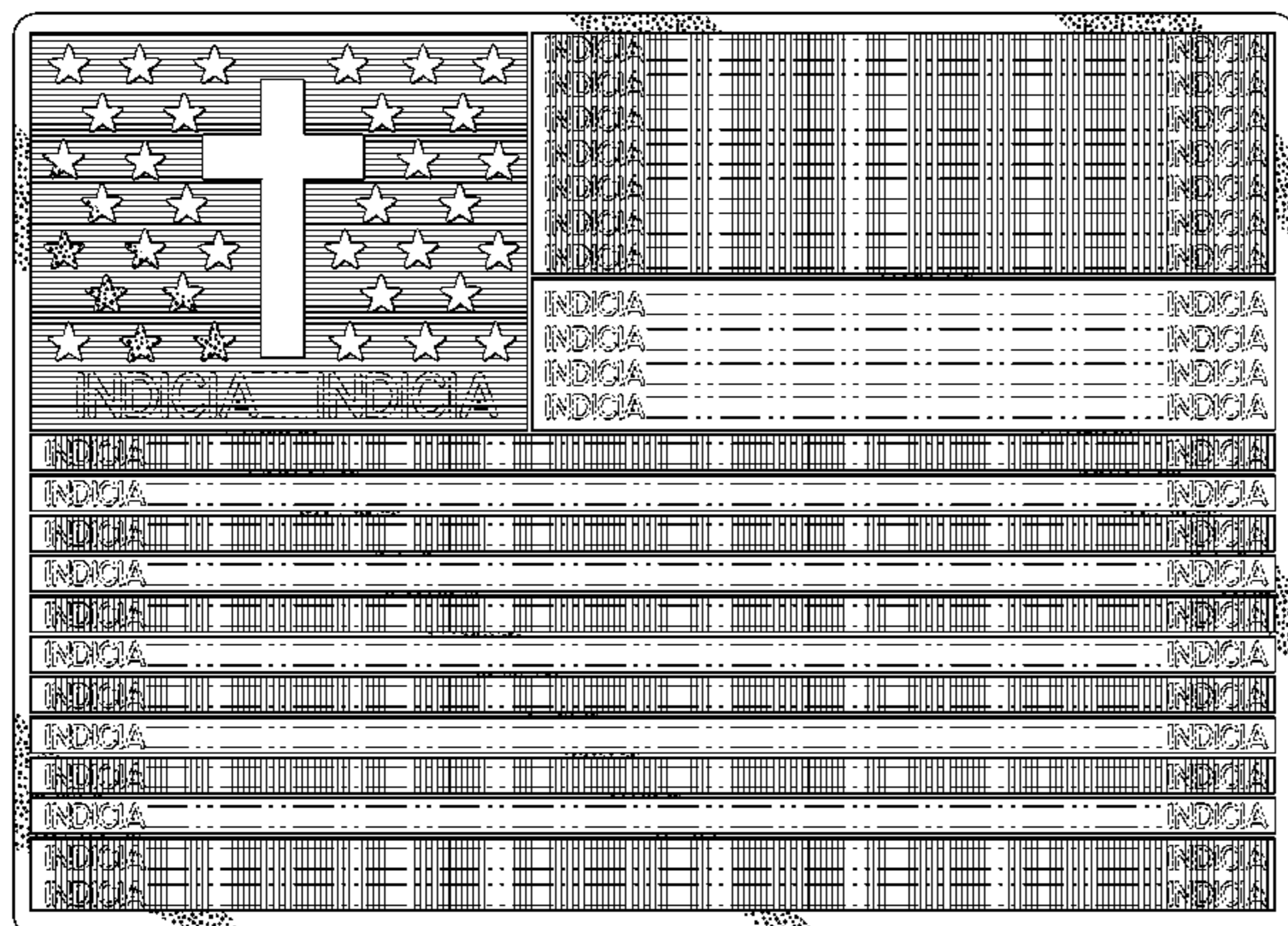
FIG. 8 is an alternate rear view.

FIG. 9 is a top plan view thereof, the bottom is a mirror image; and,

FIG. 10 is a right side elevational view thereof, the left side elevational view is a mirror image.

The broken lines form no part of the claimed design.

1 Claim, 4 Drawing Sheets






FIG. 1

FIG. 2

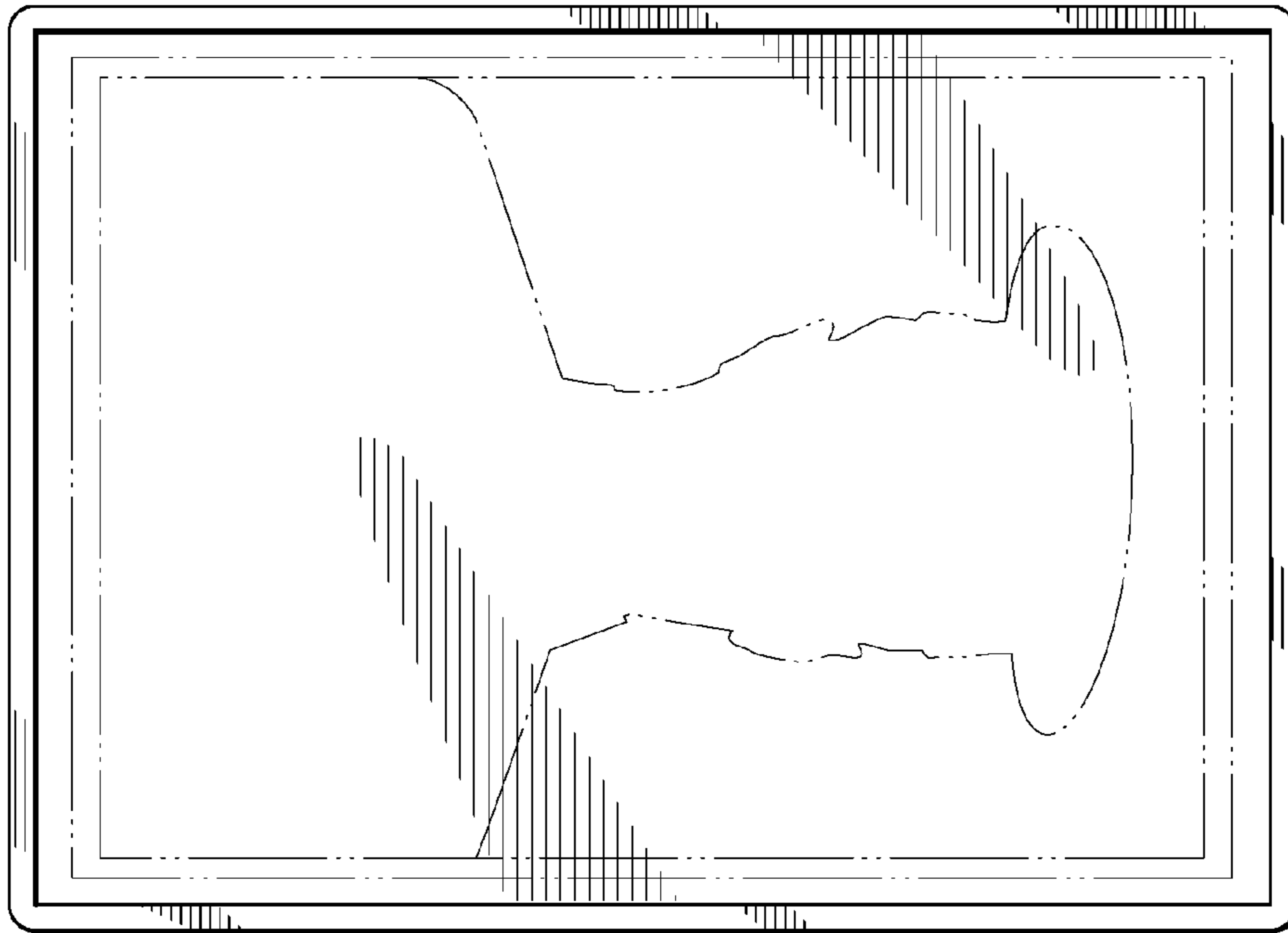


FIG. 3

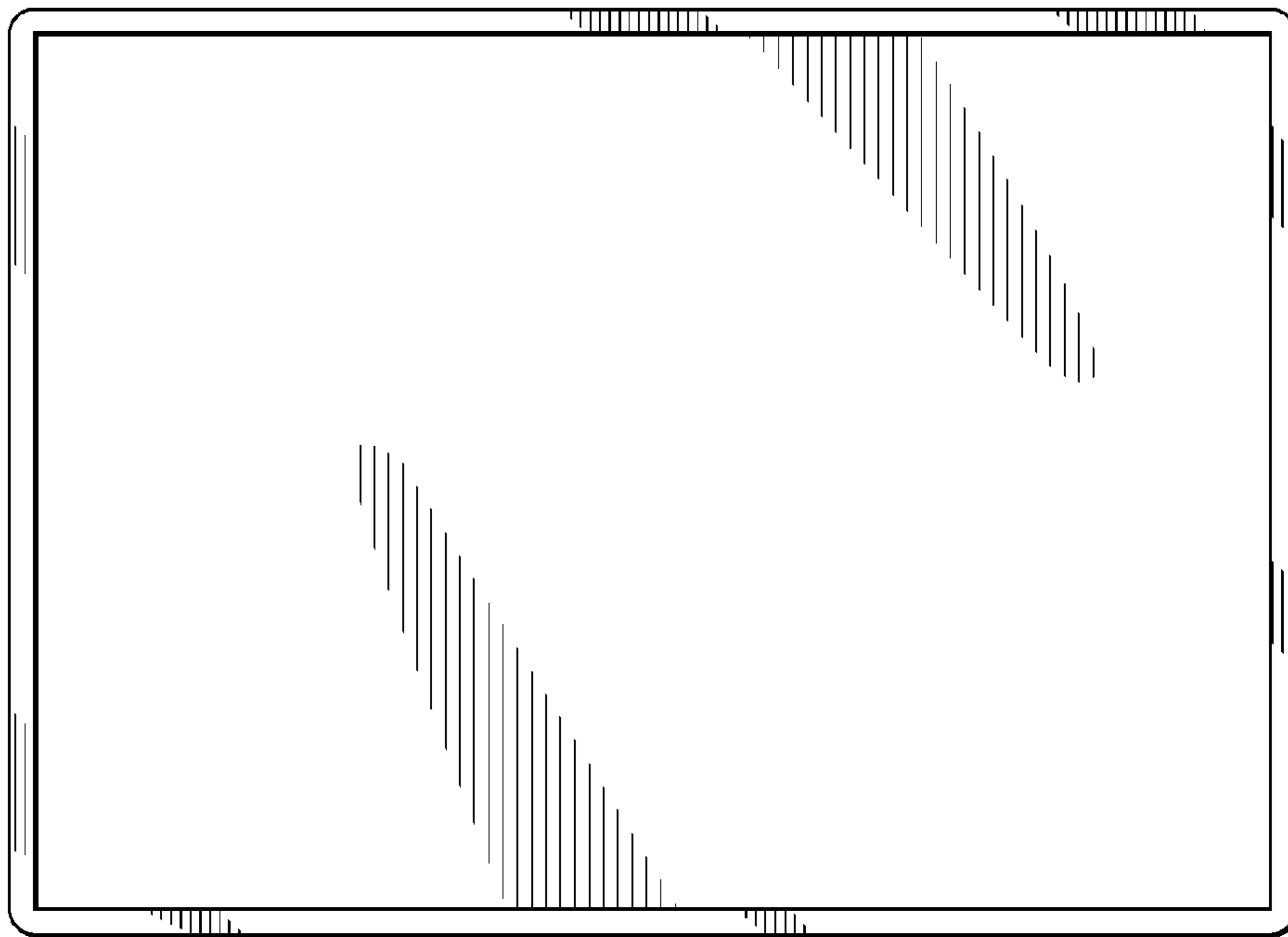


FIG. 4


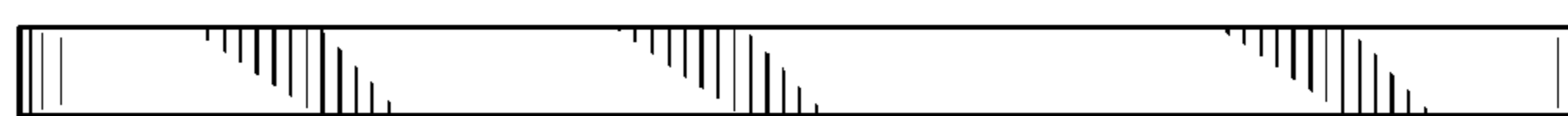


FIG. 5






FIG. 6

FIG. 7

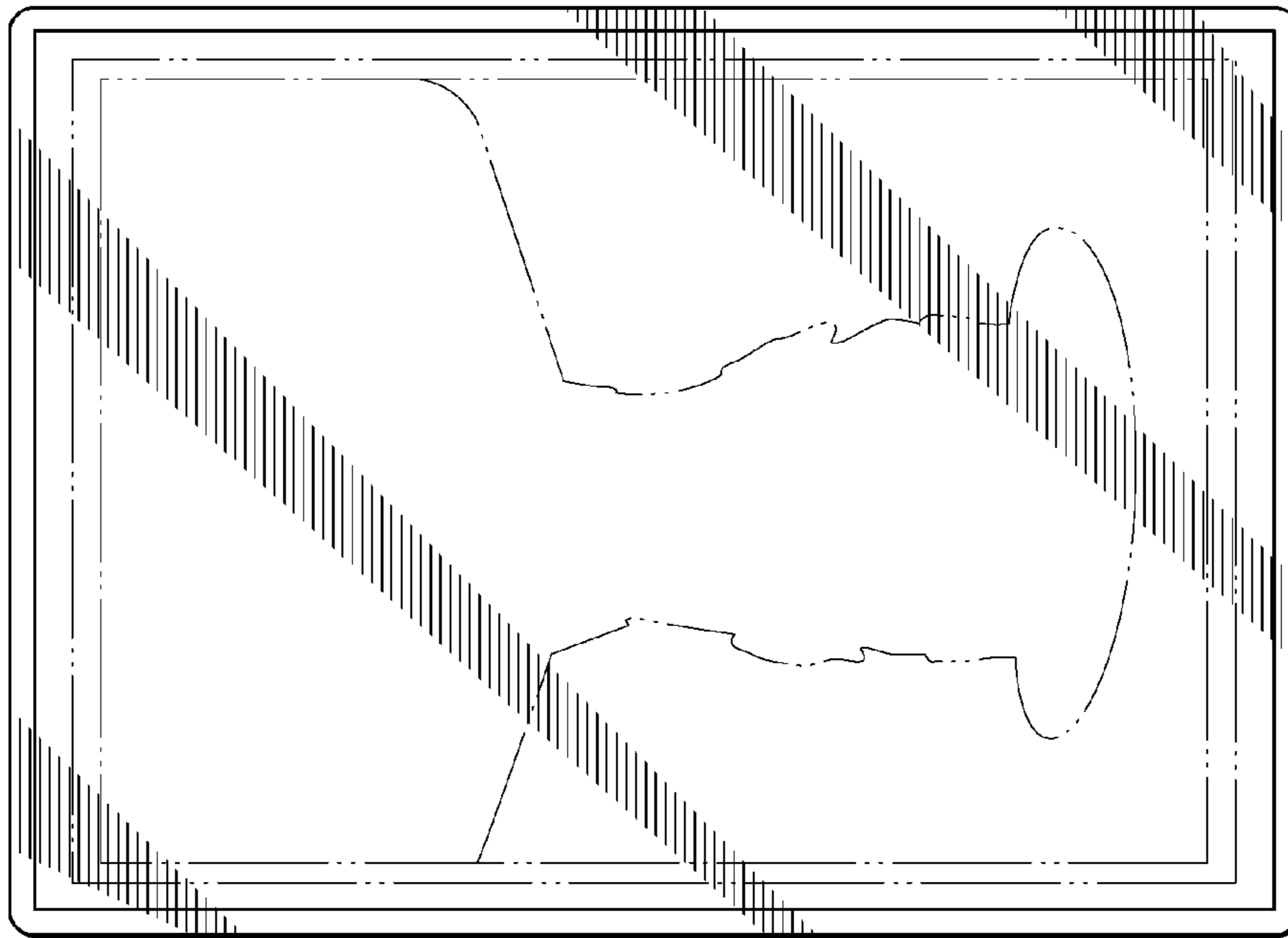


FIG. 8

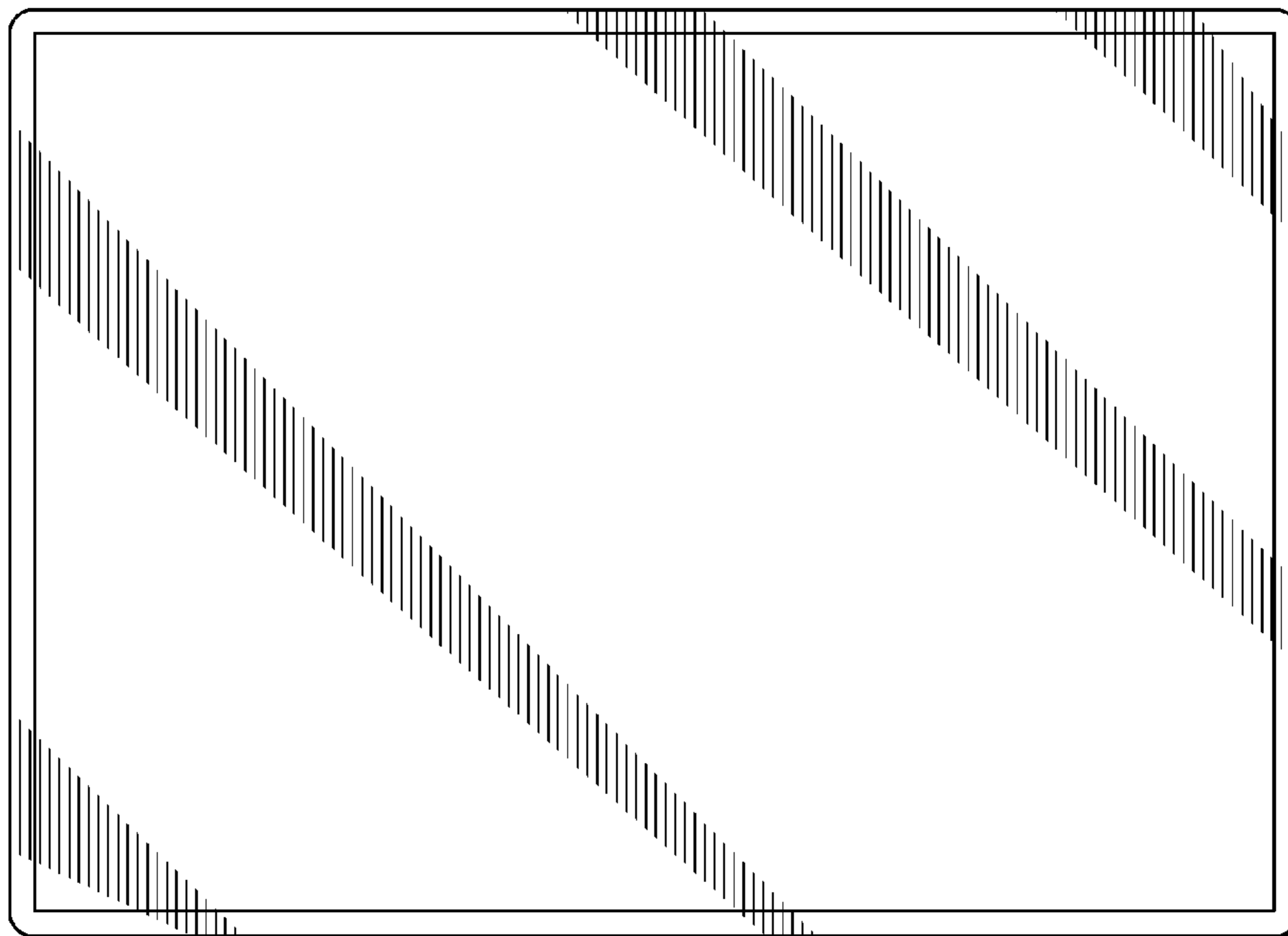


FIG. 9




FIG. 10

