



US00D625074S

(12) **United States Design Patent**
Knie

(10) **Patent No.:** **US D625,074 S**
(45) **Date of Patent:** **** Oct. 5, 2010**

(54) **LIFT TRUCK**

(75) Inventor: **Andreas Knie**, Hamburg (DE)

(73) Assignee: **Jungheinrich Aktiengesellschaft**,
Hamburg (DE)

(**) Term: **14 Years**

(21) Appl. No.: **29/325,994**

(22) Filed: **Oct. 9, 2008**

(30) **Foreign Application Priority Data**

Apr. 10, 2008 (EM) 000914734-0001
Apr. 10, 2008 (EM) 000914734-0002
Apr. 10, 2008 (EM) 000914734-0004

(51) **LOC (9) Cl.** **12-05**

(52) **U.S. Cl.** **D34/34**

(58) **Field of Classification Search** D34/34,
D34/28; 180/89.12, 299, 325; 187/222,
187/224

See application file for complete search history.

(56) **References Cited**

U.S. PATENT DOCUMENTS

2,789,648 A * 4/1957 Huffman 187/224
5,042,314 A * 8/1991 Rytter et al. 74/335
D362,330 S * 9/1995 Avitan et al. D34/35
D401,581 S * 11/1998 Palmiro et al. D14/167
D401,718 S * 11/1998 Henshaw et al. D34/35
D445,232 S * 7/2001 Price D34/35
6,871,721 B2 * 3/2005 Smiley et al. 180/333
D515,770 S * 2/2006 Ryan et al. D34/35
D526,109 S * 8/2006 Bergman et al. D34/35
D536,153 S 1/2007 Niebuhr

D537,226 S * 2/2007 Niebuhr D34/34
D559,749 S * 1/2008 Barbieri D12/179
D575,924 S * 8/2008 Niebuhr D34/35
D598,023 S * 8/2009 Miller et al. D14/412
D608,522 S * 1/2010 Berger et al. D34/34
D609,424 S * 2/2010 Knie et al. D34/34
2008/0179141 A1 * 7/2008 Niebuhr 187/222

FOREIGN PATENT DOCUMENTS

DE M9600741.9 6/1996
DE 40102212.9 9/2001
DE 102 04 742 A1 7/2003
DE 198 49 235 B4 2/2004
DE 10 2005 007 789 A1 8/2006
EM 0001206470005 6/2004
EM 0005487480035 4/2008

* cited by examiner

Primary Examiner—Cynthia E Ramirez

(74) *Attorney, Agent, or Firm*—Vidas, Arrett & STeinkraus

(57) **CLAIM**

The ornamental design for a lift truck, as shown and described.

DESCRIPTION

FIG. 1 is a lift truck in a front view;
FIG. 2 is a lift truck in a rear and left side view;
FIG. 3 is a lift truck in a rear view;
FIG. 4 is a lift truck in a left side view;
FIG. 5 is a lift truck in a right side view;
FIG. 6 a lift truck in a top view; and,
FIG. 7 is a lift truck in a bottom view.

1 Claim, 7 Drawing Sheets

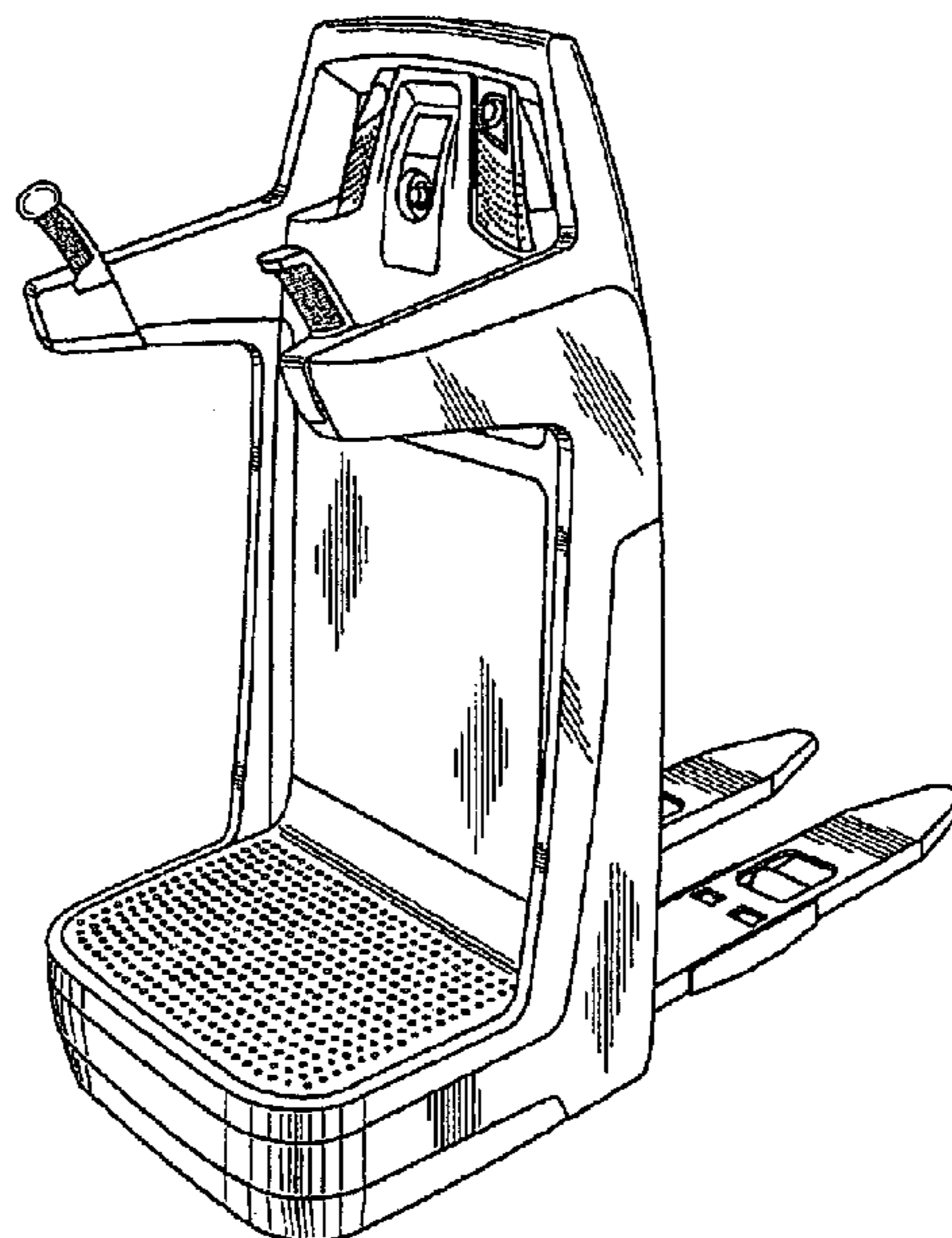


Fig. 1

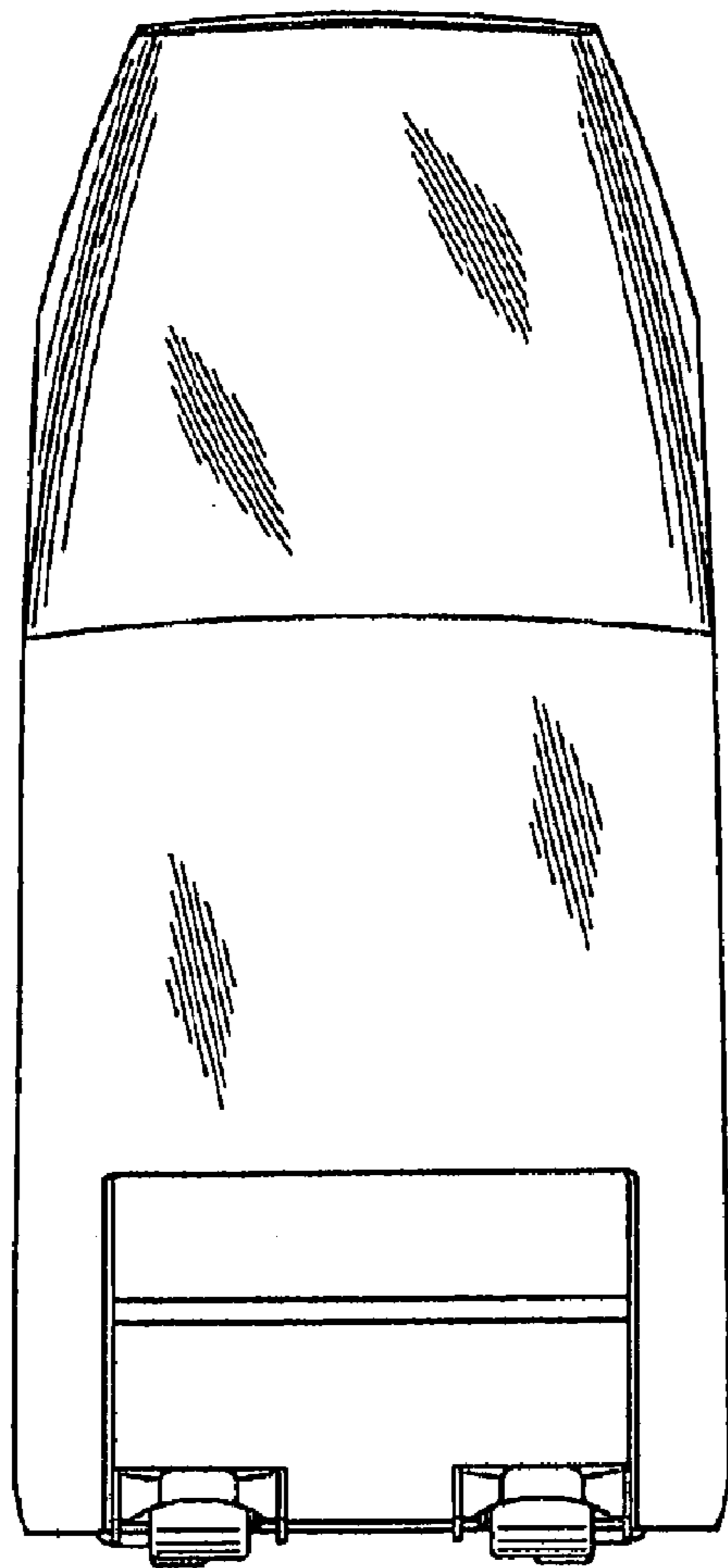


Fig. 2

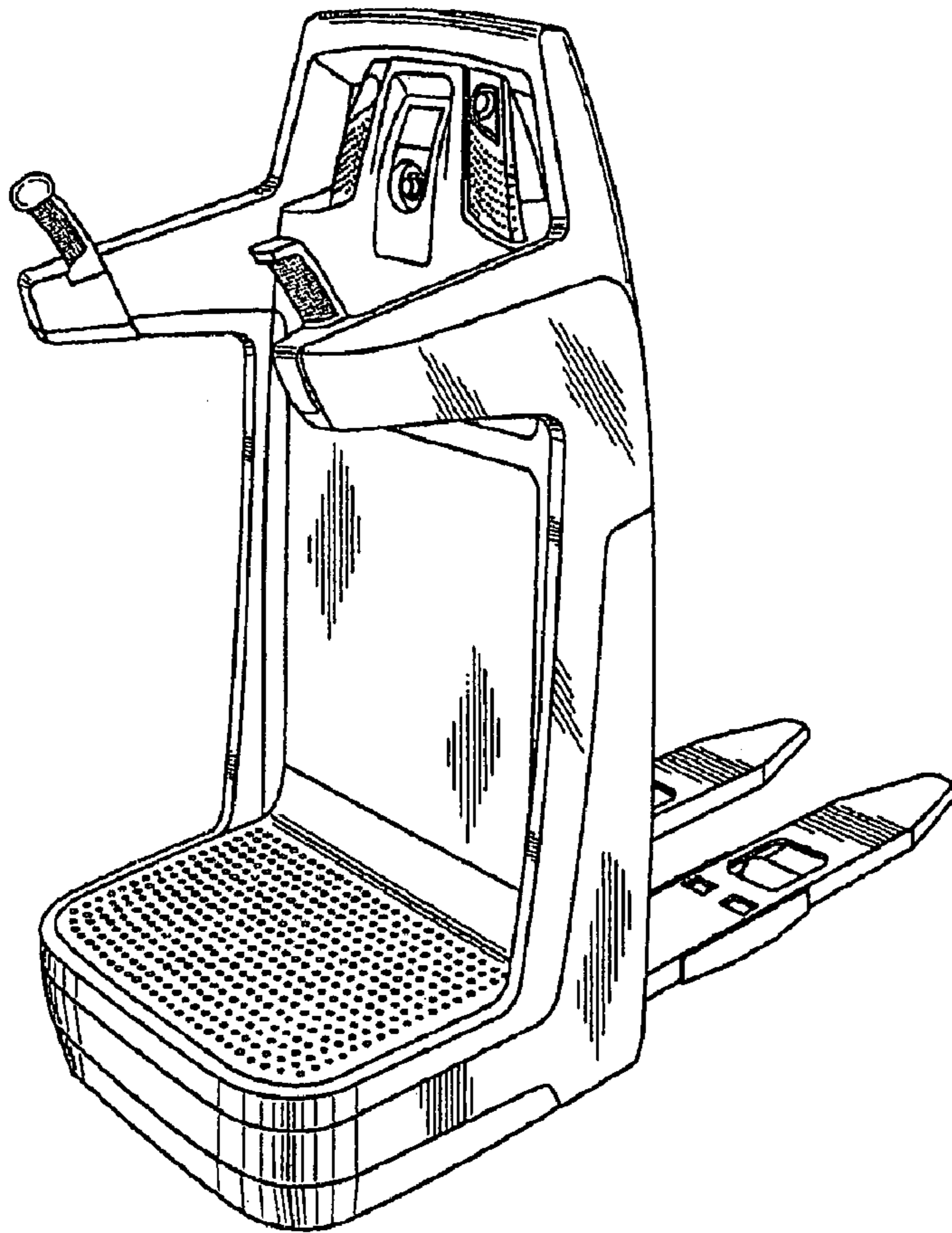


Fig. 3

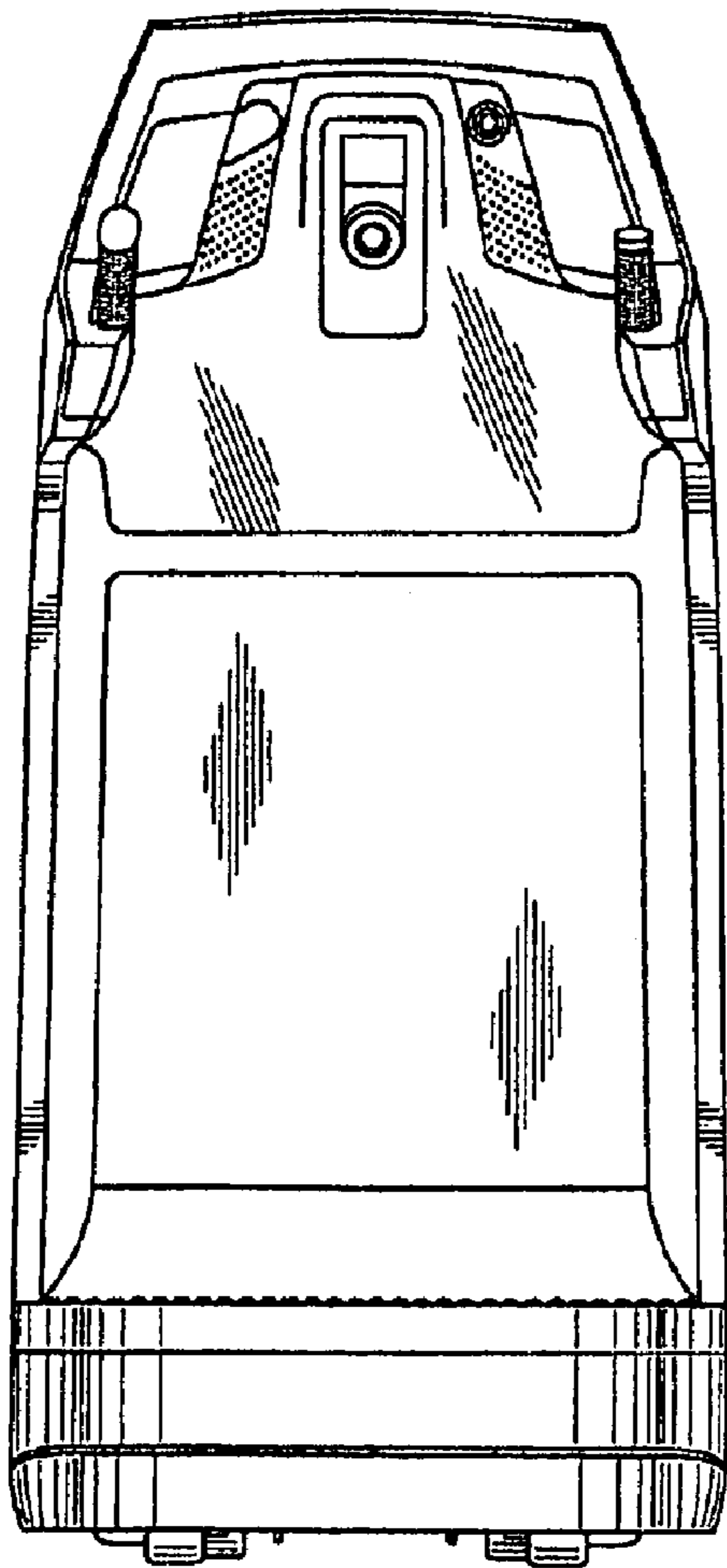


Fig. 4

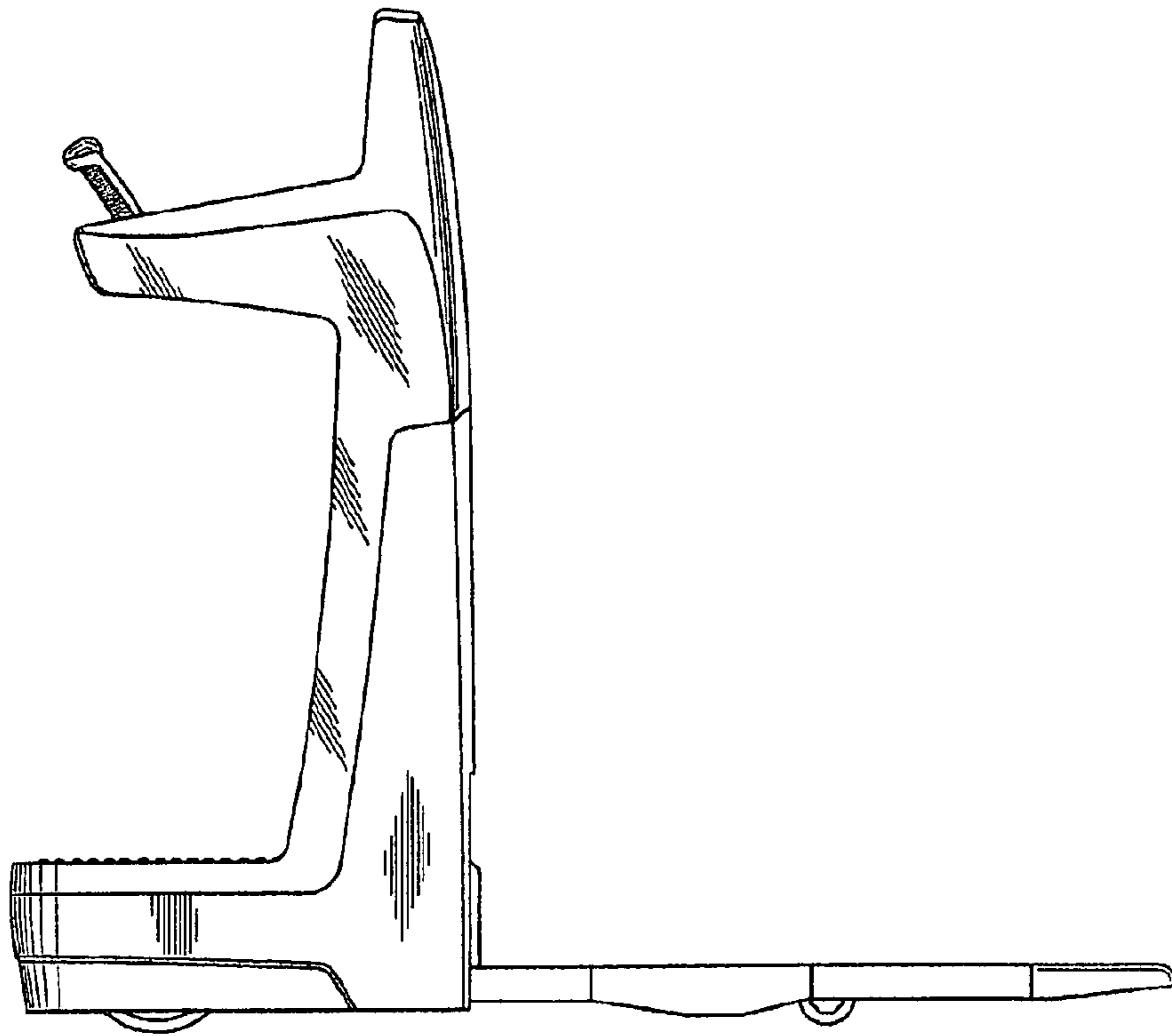


Fig. 5

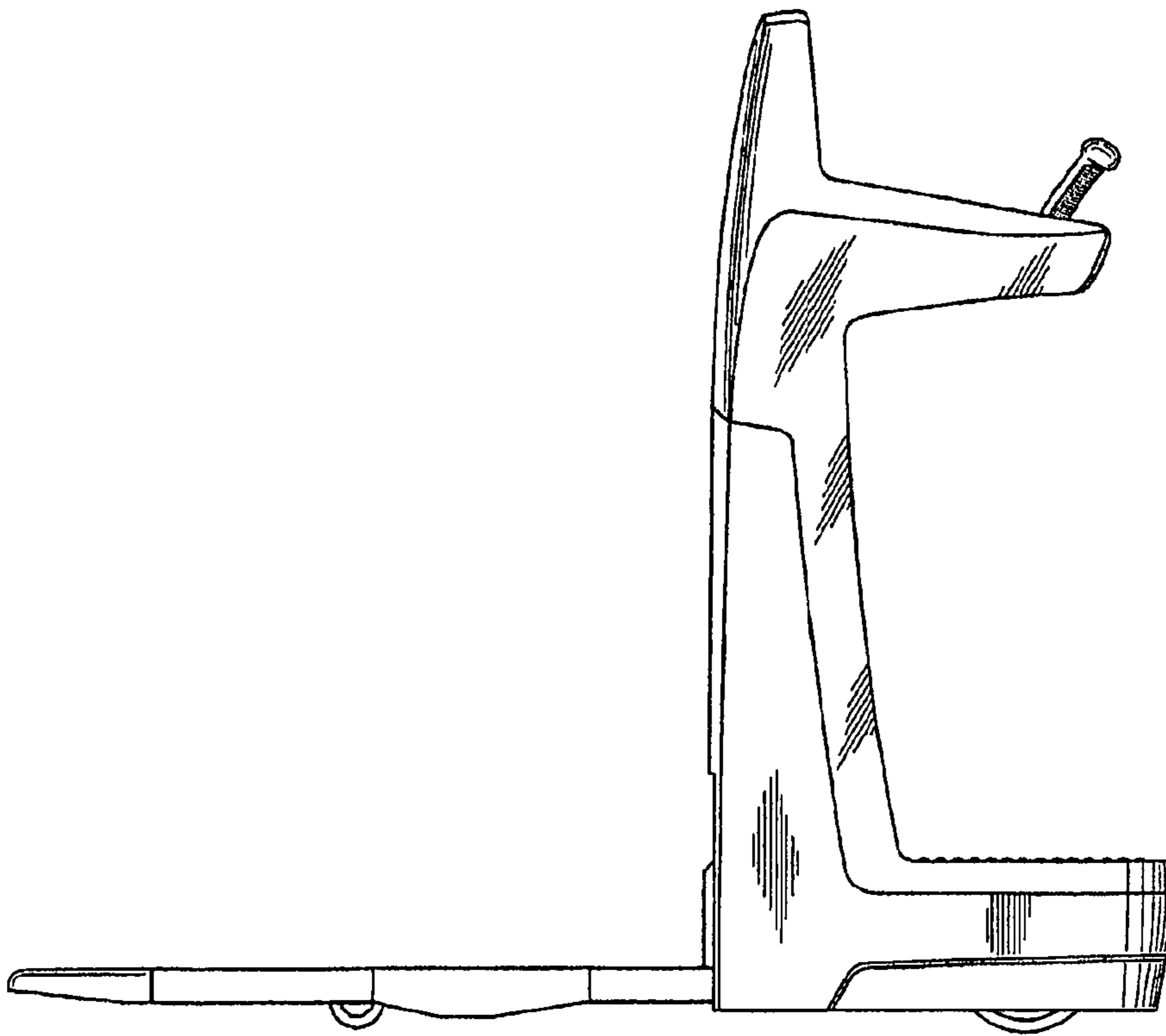


Fig. 6

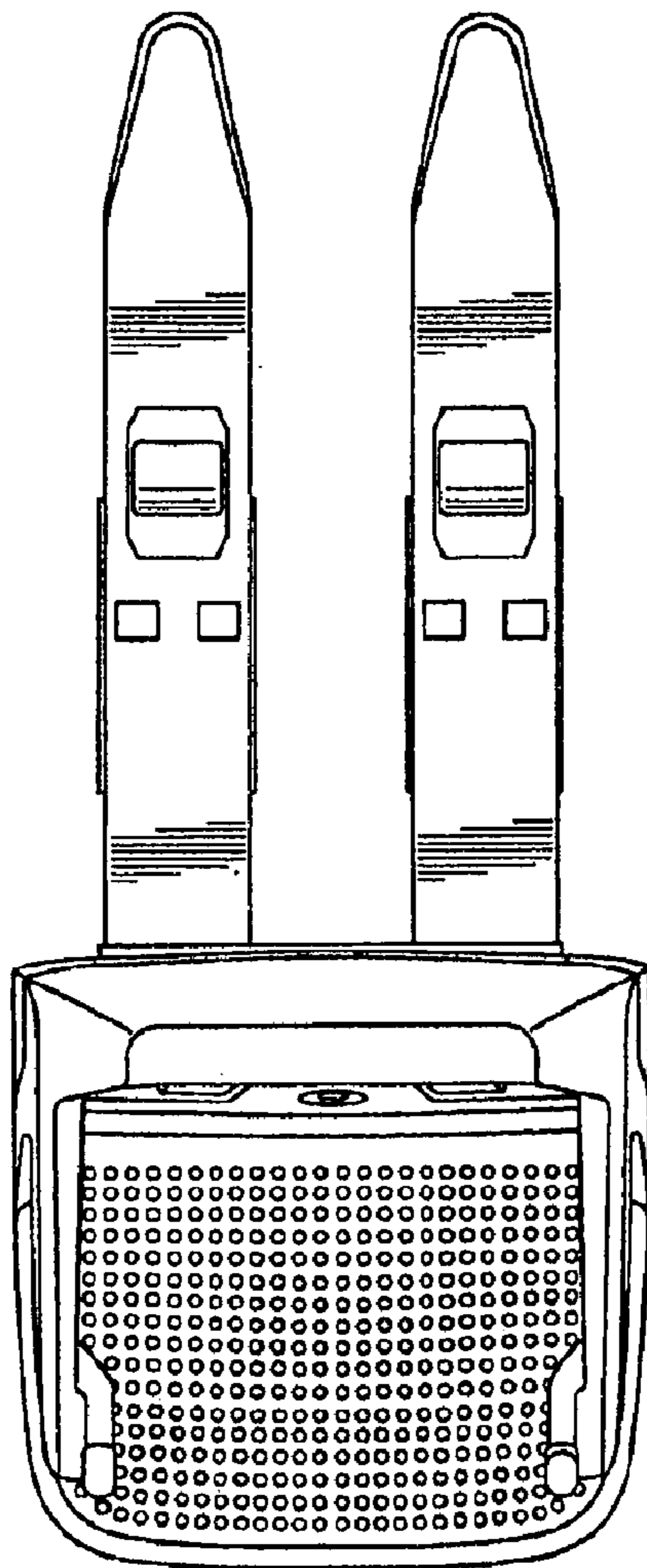


Fig. 7

